Quantitation Report (QT/LSC Reviewed)

Data Path : Z:\VOASRV\HPCHEM1\MSVOA U\DATA\VU032519\
Data File : VU030421.D
Acq On : 25 Mar 2019 22:39
Operator : JC/SP
Sample : K2062-17ME
Misc : 4.99g/5mL/100uL/5.0mL/MSVOA_U/MEOH
ALS Vial : 20 Sample Multiplier: 1

Instrument :
MSVOA_U
ClientSampleId :
BF0H4ME

Quant Time: Mar 26 03:59:30 2019
Quant Method : Z:\VOASRV\HPCHEM1\MSVOA_U\METHOD\SOMULM032319WMA.M
Quant Title : VOC Analysis
QLast Update : Tue Mar 26 01:25:56 2019
Response via : Initial Calibration

Internal Standards	R.T.	QIon	Response	Conc	Units	Dev(Min)
1) 1,4-Difluorobenzene	5.88	114	1143463	50.00	ug/L	0.00
28) Chlorobenzene-d5	9.09	117	1116749	50.00	ug/L	0.00
60) 1,4-Dichlorobenzene-d4	11.48	152	532033	50.00	ug/L	0.00

System Monitoring Compounds						
4) Vinyl Chloride-d3	1.40	65	251850	27.37	ug/L	0.00
Spiked Amount 50.000	Range 60 - 135		Recovery = 54.74%#			
7) Chloroethane-d5	1.64	69	169082	23.18	ug/L	-0.03
Spiked Amount 50.000	Range 70 - 130		Recovery = 46.36%#			
11) 1,1-Dichloroethene-d2	2.24	63	348100	19.94	ug/L	-0.03
Spiked Amount 50.000	Range 60 - 125		Recovery = 39.88%#			
21) 2-Butanone-d5	4.18	46	442442	51.15	ug/L	0.00
Spiked Amount 100.000	Range 40 - 130		Recovery = 51.15%			
24) Chloroform-d	4.64	84	402782	25.40	ug/L	0.00
Spiked Amount 50.000	Range 70 - 125		Recovery = 50.80%#			
26) 1,2-Dichloroethane-d4	5.30	65	276135	26.62	ug/L	0.00
Spiked Amount 50.000	Range 70 - 125		Recovery = 53.24%#			
32) Benzene-d6	5.33	84	855582	26.72	ug/L	0.00
Spiked Amount 50.000	Range 70 - 125		Recovery = 53.44%#			
36) 1,2-Dichloropropane-d6	6.32	67	296891	27.10	ug/L	0.00
Spiked Amount 50.000	Range 70 - 120		Recovery = 54.20%#			
41) Toluene-d8	7.56	98	743678	25.86	ug/L	0.00
Spiked Amount 50.000	Range 80 - 120		Recovery = 51.72%#			
43) trans-1,3-Dichloropropene-	7.85	79	127759	24.80	ug/L	0.00
Spiked Amount 50.000	Range 60 - 125		Recovery = 49.60%#			
47) 2-Hexanone-d5	8.31	63	326127	54.93	ug/L	0.00
Spiked Amount 100.000	Range 45 - 130		Recovery = 54.93%			
57) 1,1,2,2-Tetrachloroethane-	10.43	84	445611	28.42	ug/L	0.00
Spiked Amount 50.000	Range 65 - 120		Recovery = 56.84%#			
64) 1,2-Dichlorobenzene-d4	11.86	152	285353	26.77	ug/L	0.00
Spiked Amount 50.000	Range 80 - 120		Recovery = 53.54%#			

Target Compounds						Qvalue
46) Tetrachloroethene	8.22	164	4681	0.717	ug/L	88

(#) = qualifier out of range (m) = manual integration (+) = signals summed

Quantitation Report (QT/LSC Reviewed)

Data Path : Z:\VOASRV\HPCHEM1\MSVOA U\DATA\VU032519\
Data File : VU030421.D
Acq On : 25 Mar 2019 22:39
Operator : JC/SP
Sample : K2062-17ME
Misc : 4.99g/5mL/100uL/5.0mL/MSVOA_U/MEOH
ALS Vial : 20 Sample Multiplier: 1

Instrument :
MSVOA_U
ClientSampleId :
BF0H4ME

Quant Time: Mar 26 03:59:30 2019
Quant Method : Z:\VOASRV\HPCHEM1\MSVOA_U\METHOD\SOMULM032319WMA.M
Quant Title : VOC Analysis
QLast Update : Tue Mar 26 01:25:56 2019
Response via : Initial Calibration

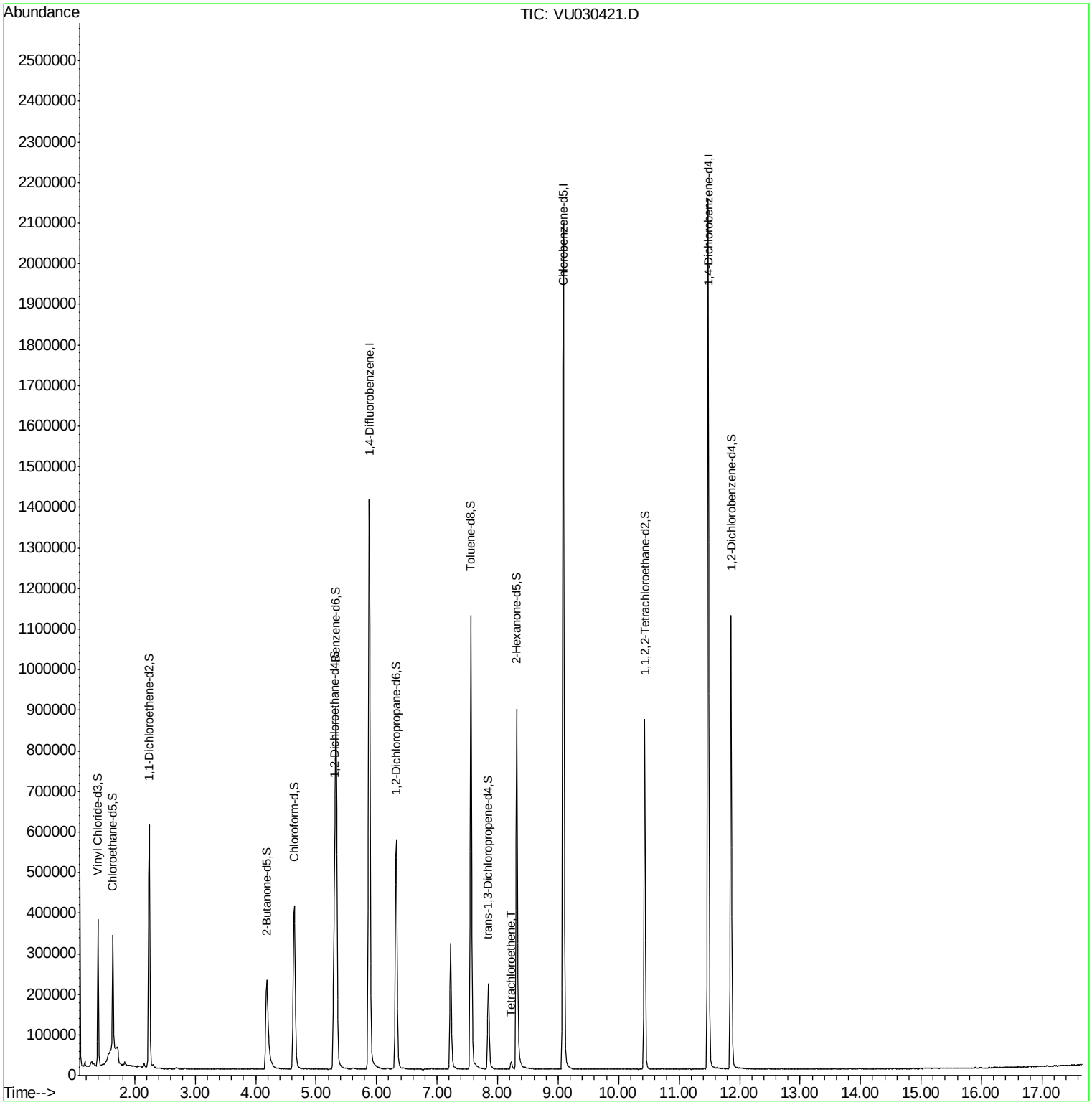

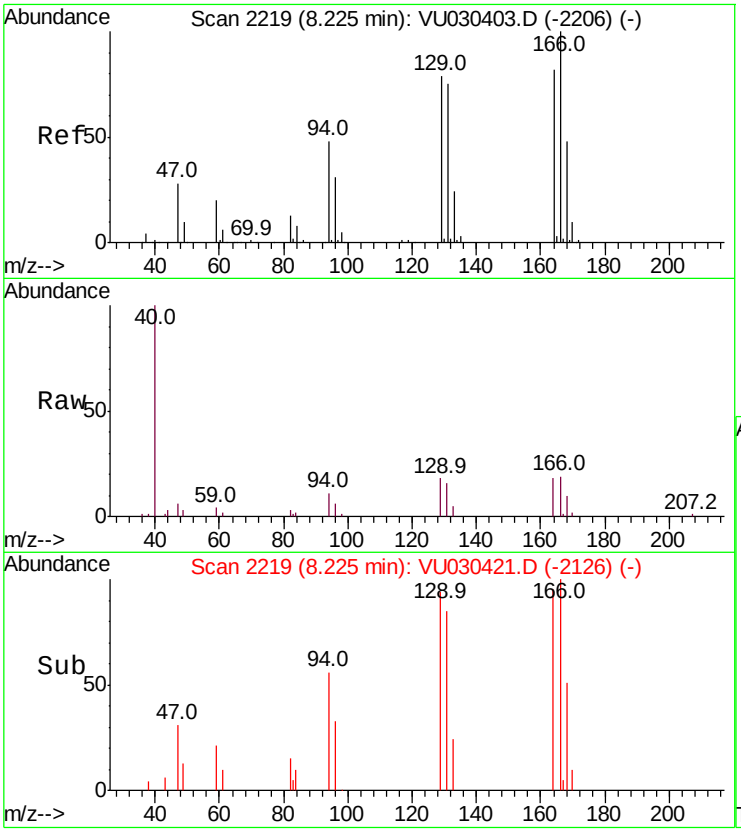

#46
Tetrachloroethene
Concen: 0.717 ug/L
RT: 8.22 min Scan# 2219
Delta R.T. -0.00 min
Lab File: VU030421.D
Acq: 25 Mar 2019 22:39

Instrument :
MSVOA_U
ClientSampleId :
BF0H4ME

Tgt Ion:164 Resp: 4681
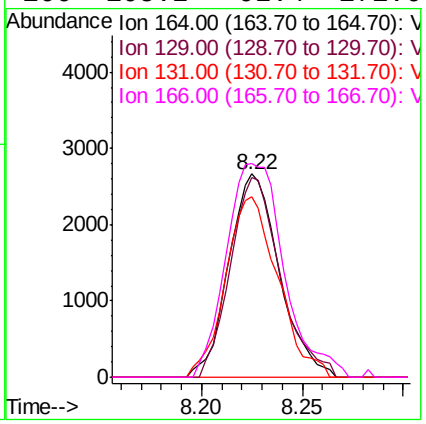
Ion	Ratio	Lower	Upper
164	100		
129	98.4	68.1	126.5
131	89.1	67.7	125.7
166	105.2	92.4	171.6