Quantitation Report (QT/LSC Reviewed)

Data Path : Z:\voasrv\HPCHEM1\MSVOA_U\Data\VU032522\
Data File : VU047678.D
Acq On : 25 Mar 2022 17:39
Operator : SY/MD
Sample : N2081-22
Misc : 5.0mL/MSVOA_U/WATER
ALS Vial : 17 Sample Multiplier: 1

Instrument :
MSVOA_U
ClientSampleId :
EW5Z4

Quant Time: Mar 26 04:21:04 2022
Quant Method : Z:\voasrv\HPCHEM1\MSVOA_U\Method\SFAMULM032422WMA.M
Quant Title : VOC Analysis
QLast Update : Sat Mar 26 02:50:24 2022
Response via : Initial Calibration

Compound	R.T.	QIon	Response	Conc	Units	Dev(Min)
Internal Standards						
1) 1,4-Difluorobenzene	6.250	114	333832	50.000	ug/L	0.00
28) Chlorobenzene-d5	9.417	117	347441	50.000	ug/L	0.00
58) 1,4-Dichlorobenzene-d4	11.812	152	189376	50.000	ug/L	0.00
System Monitoring Compounds						
4) Vinyl Chloride-d3	1.601	65	91066	37.618	ug/L	0.00
Spiked Amount 50.000	Range 60 - 135		Recovery = 75.240%			
7) Chloroethane-d5	1.916	69	78154	40.943	ug/L	0.00
Spiked Amount 50.000	Range 70 - 130		Recovery = 81.880%			
11) 1,1-Dichloroethene-d2	2.572	63	127923	28.882	ug/L	0.00
Spiked Amount 50.000	Range 60 - 125		Recovery = 57.760%#			
21) 2-Butanone-d5	4.633	46	170969	82.282	ug/L	0.00
Spiked Amount 100.000	Range 40 - 130		Recovery = 82.280%			
24) Chloroform-d	5.067	84	177620	40.099	ug/L	0.00
Spiked Amount 50.000	Range 70 - 125		Recovery = 80.200%			
26) 1,2-Dichloroethane-d4	5.703	65	116109	42.739	ug/L	0.00
Spiked Amount 50.000	Range 70 - 125		Recovery = 85.480%			
32) Benzene-d6	5.729	84	362813	41.499	ug/L	0.00
Spiked Amount 50.000	Range 70 - 125		Recovery = 83.000%			
36) 1,2-Dichloropropane-d6	6.694	67	116414	43.358	ug/L	0.00
Spiked Amount 50.000	Range 70 - 120		Recovery = 86.720%			
41) Toluene-d8	7.899	98	336494	39.505	ug/L	0.00
Spiked Amount 50.000	Range 80 - 120		Recovery = 79.000%#			
43) trans-1,3-Dichloroprop...	8.182	79	50555	37.166	ug/L	0.00
Spiked Amount 50.000	Range 60 - 125		Recovery = 74.340%			
47) 2-Hexanone-d5	8.636	63	124463	79.187	ug/L	0.00
Spiked Amount 100.000	Range 45 - 130		Recovery = 79.190%			
56) 1,1,2,2-Tetrachloroeth...	10.758	84	182556	39.619	ug/L	0.00
Spiked Amount 50.000	Range 65 - 120		Recovery = 79.240%			
66) 1,2-Dichlorobenzene-d4	12.195	152	145960	43.322	ug/L	0.00
Spiked Amount 50.000	Range 80 - 120		Recovery = 86.640%			
Target Compounds						Qvalue
5) Vinyl chloride	1.607	62	3446	1.142	ug/L #	52
8) Chloroethane	1.938	64	3087	1.629	ug/L	95
19) 1,1-Dichloroethane	3.874	63	80992	19.013	ug/L	99
20) cis-1,2-Dichloroethene	4.671	96	4275	1.579	ug/L	96
30) 1,1,1-Trichloroethane	5.321	97	50765	12.886	ug/L	99
34) Trichloroethene	6.546	95	12435	4.716	ug/L	97
62) 1,3,5-Trimethylbenzene	11.089	105	14548	2.620	ug/L	96
63) 1,2,4-Trimethylbenzene	11.468	105	13053	1.547	ug/L	99

(#) = qualifier out of range (m) = manual integration (+) = signals summed

Quantitation Report (QT/LSC Reviewed)

Data Path : Z:\voasrv\HPCHEM1\MSVOA_U\Data\VU032522\
Data File : VU047678.D
Acq On : 25 Mar 2022 17:39
Operator : SY/MD
Sample : N2081-22
Misc : 5.0mL/MSVOA_U/WATER
ALS Vial : 17 Sample Multiplier: 1

Instrument :
MSVOA_U
ClientSampleId :
EW5Z4

Quant Time: Mar 26 04:21:04 2022
Quant Method : Z:\voasrv\HPCHEM1\MSVOA_U\Method\SFAMULM032422WMA.M
Quant Title : VOC Analysis
QLast Update : Sat Mar 26 02:50:24 2022
Response via : Initial Calibration

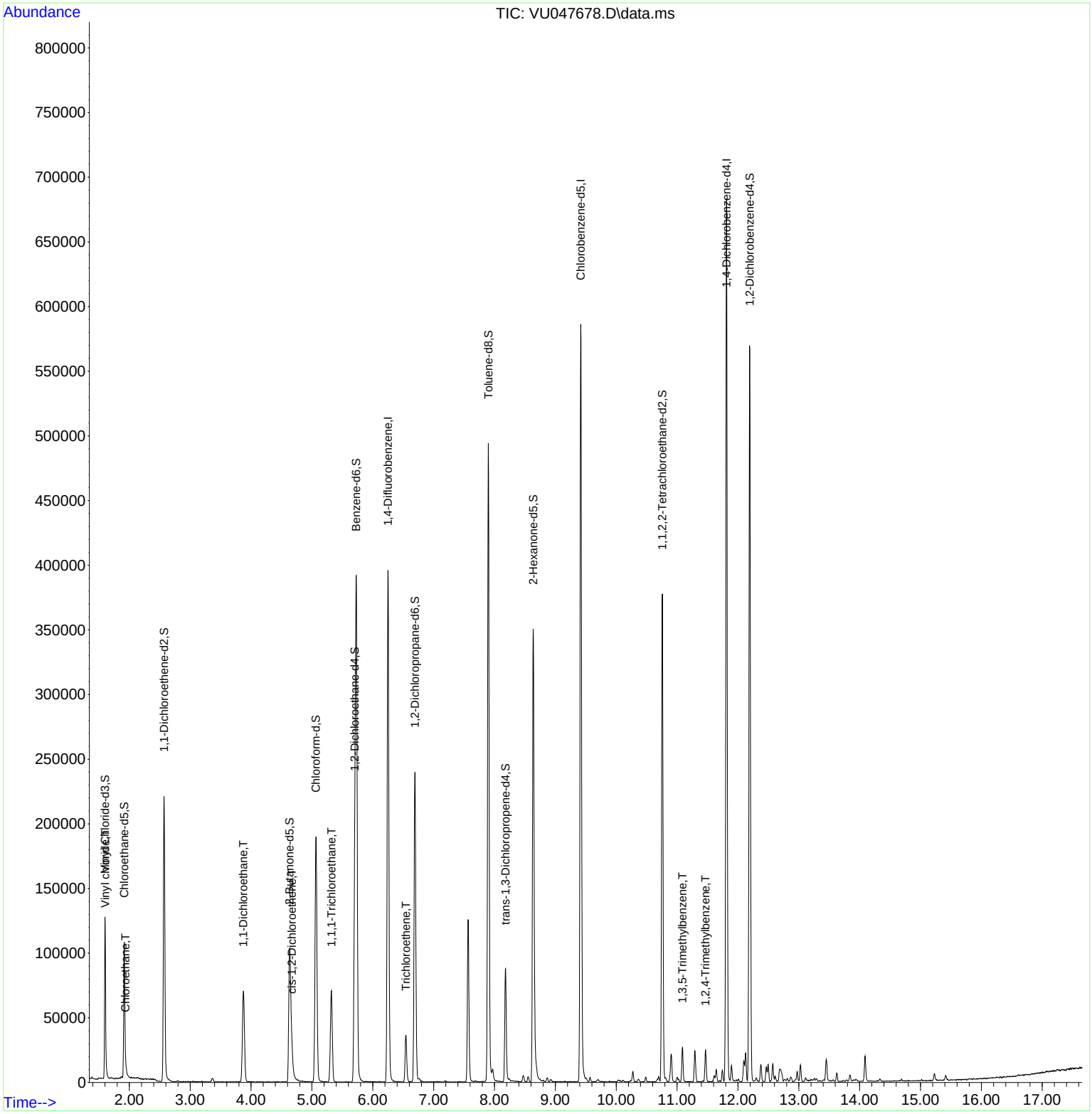

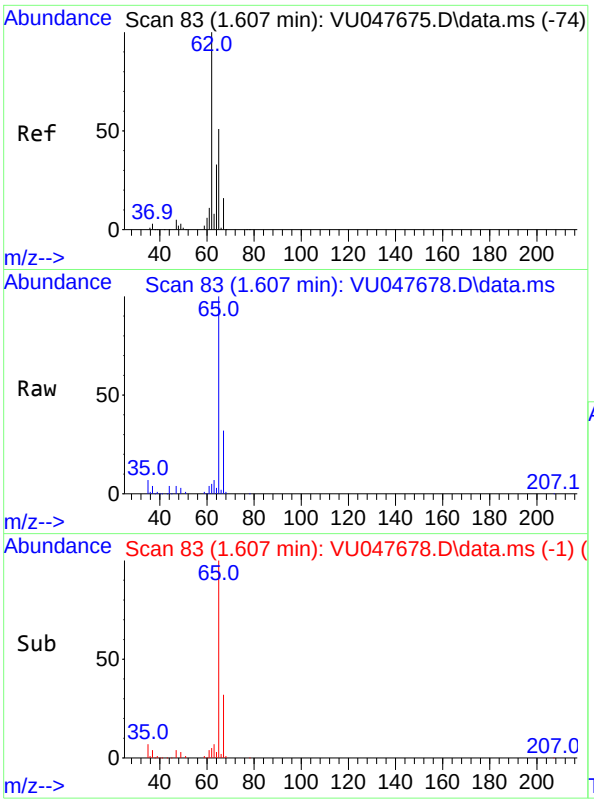

#5
Vinyl chloride
Concen: 1.142 ug/L
RT: 1.607 min Scan# 8
Delta R.T. 0.000 min
Lab File: VU047678.D
Acq: 25 Mar 2022 17:39

Instrument :
MSVOA_U
ClientSampleId :
EW5Z4

Tgt Ion: 62 Resp: 3446

Ion	Ratio	Lower	Upper
62	100		
64	61.2	23.7	43.9#

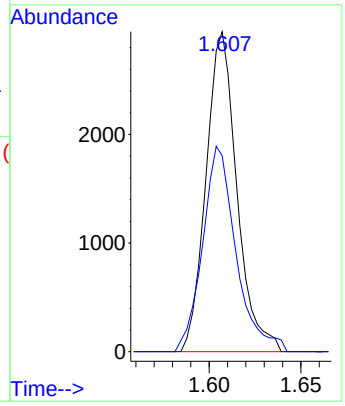

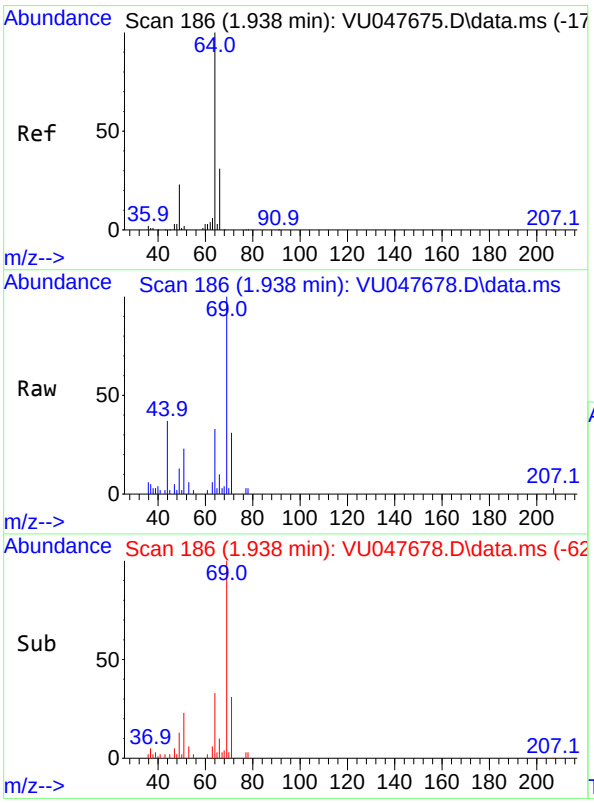

#8
Chloroethane
Concen: 1.629 ug/L
RT: 1.938 min Scan# 186
Delta R.T. 0.000 min
Lab File: VU047678.D
Acq: 25 Mar 2022 17:39

Tgt Ion: 64 Resp: 3087

Ion	Ratio	Lower	Upper
64	100		
66	30.6	23.3	43.3

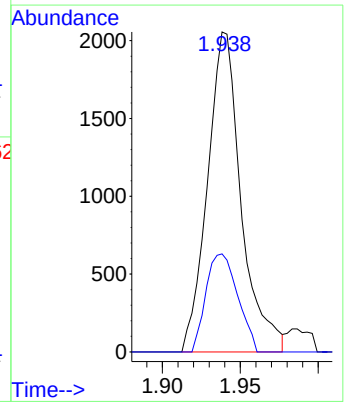

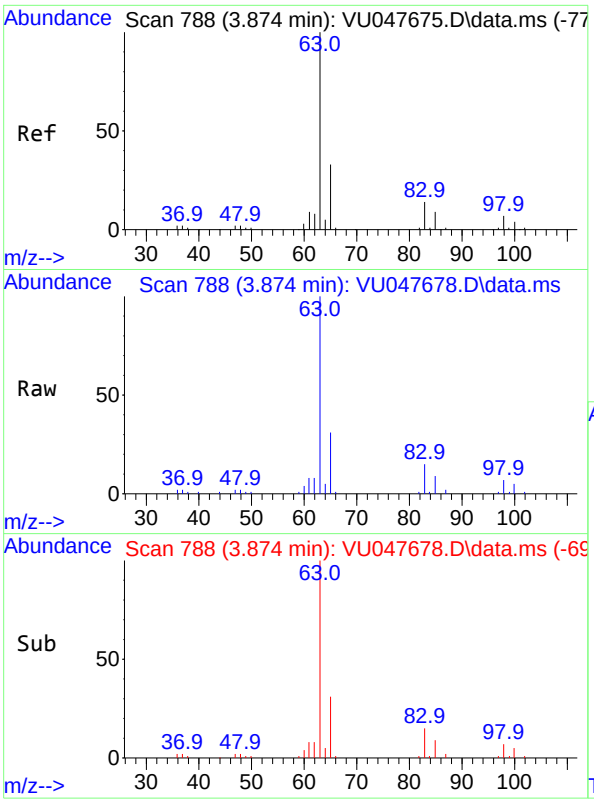

#19
1,1-Dichloroethane
Concen: 19.013 ug/L
RT: 3.874 min Scan# 7
Delta R.T. 0.000 min
Lab File: VU047678.D
Acq: 25 Mar 2022 17:39

Instrument :
MSVOA_U
ClientSampleId :
EW5Z4

Tgt Ion: 63 Resp: 80992

Ion	Ratio	Lower	Upper
63	100		
65	31.3	22.0	41.0
83	15.0	9.7	18.1

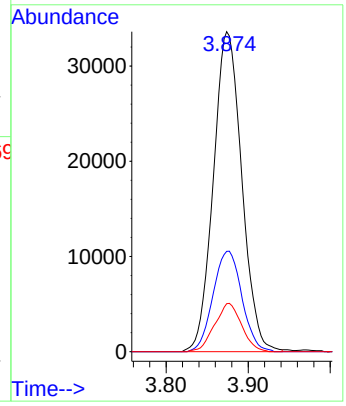

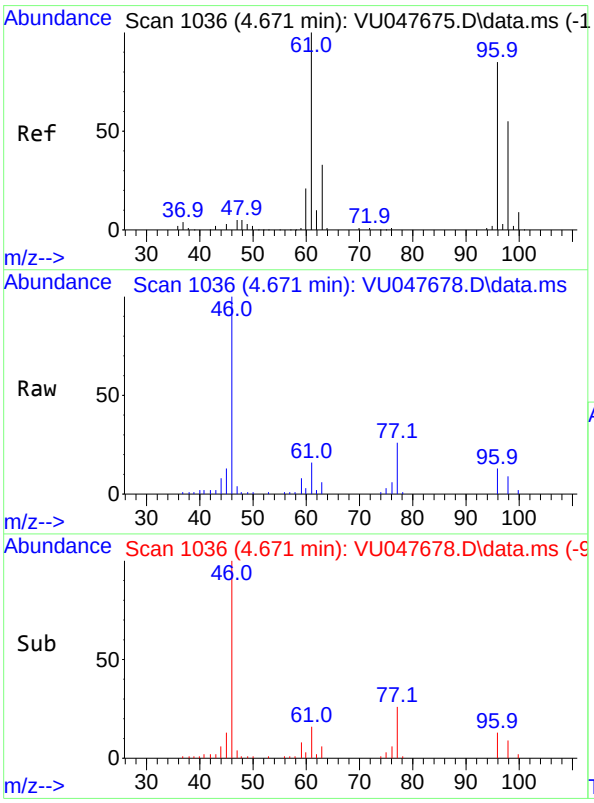

#20
cis-1,2-Dichloroethene
Concen: 1.579 ug/L
RT: 4.671 min Scan# 1036
Delta R.T. 0.000 min
Lab File: VU047678.D
Acq: 25 Mar 2022 17:39

Tgt Ion: 96 Resp: 4275

Ion	Ratio	Lower	Upper
96	100		
61	119.2	80.7	149.9
68	0.0	0.0	0.0

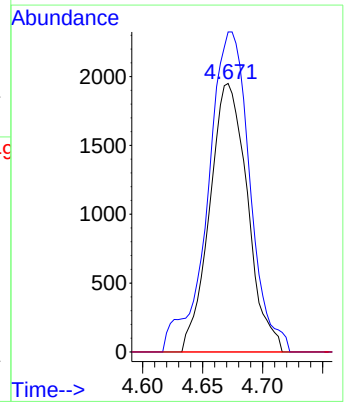

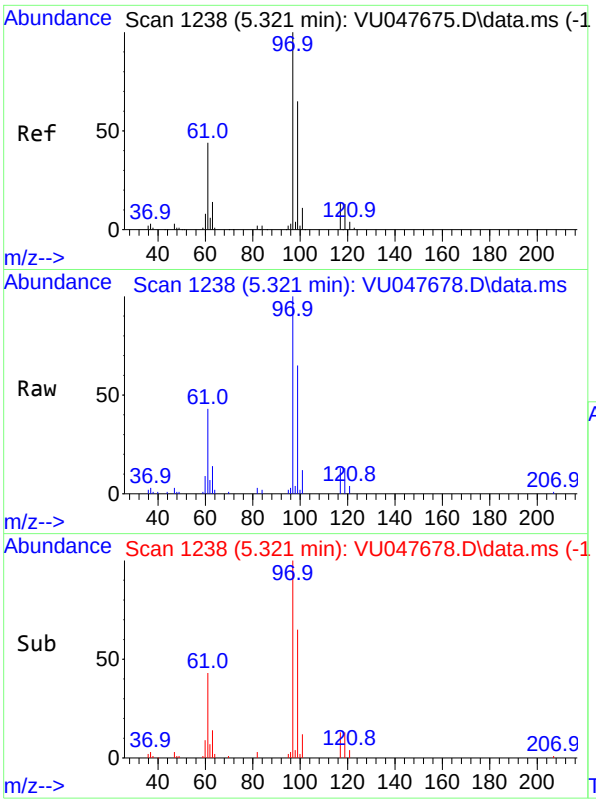

#30
1,1,1-Trichloroethane
Concen: 12.886 ug/L
RT: 5.321 min Scan# 1
Delta R.T. 0.000 min
Lab File: VU047678.D
Acq: 25 Mar 2022 17:39

Instrument :
MSVOA_U
ClientSampleId :
EW5Z4

Tgt Ion: 97 Resp: 50765

Ion	Ratio	Lower	Upper
97	100		
99	64.9	51.6	77.4
61	43.5	34.2	51.4

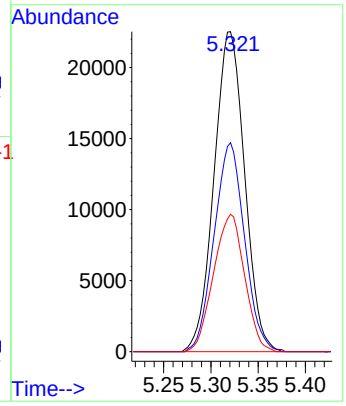

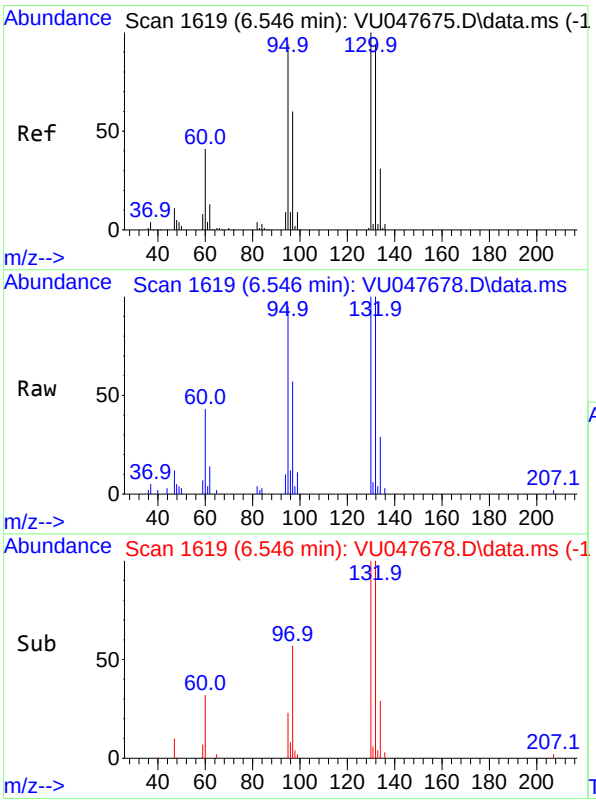

#34
Trichloroethene
Concen: 4.716 ug/L
RT: 6.546 min Scan# 1619
Delta R.T. 0.000 min
Lab File: VU047678.D
Acq: 25 Mar 2022 17:39

Tgt Ion: 95 Resp: 12435

Ion	Ratio	Lower	Upper
95	100		
97	59.6	44.7	82.9
132	104.9	70.4	130.8
130	104.4	73.6	136.8

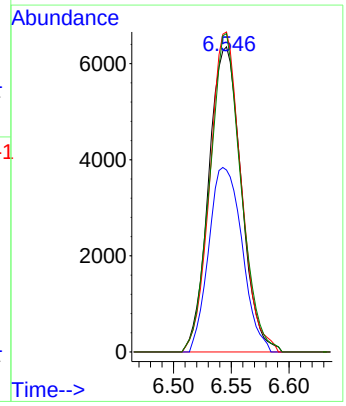

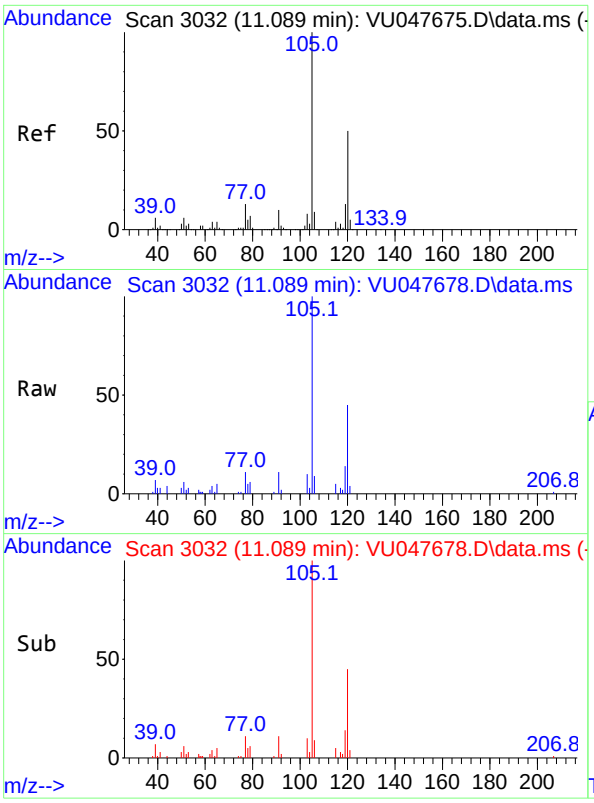

#62
1,3,5-Trimethylbenzene
Concen: 2.620 ug/L
RT: 11.089 min Scan# 3(
Delta R.T. 0.000 min
Lab File: VU047678.D
Acq: 25 Mar 2022 17:39

Instrument :
MSVOA_U
ClientSampleId :
EW5Z4

Tgt Ion:105 Resp: 14548

Ion	Ratio	Lower	Upper
105	100		
120	48.5	40.8	61.2

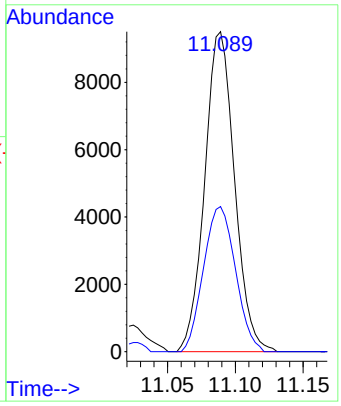

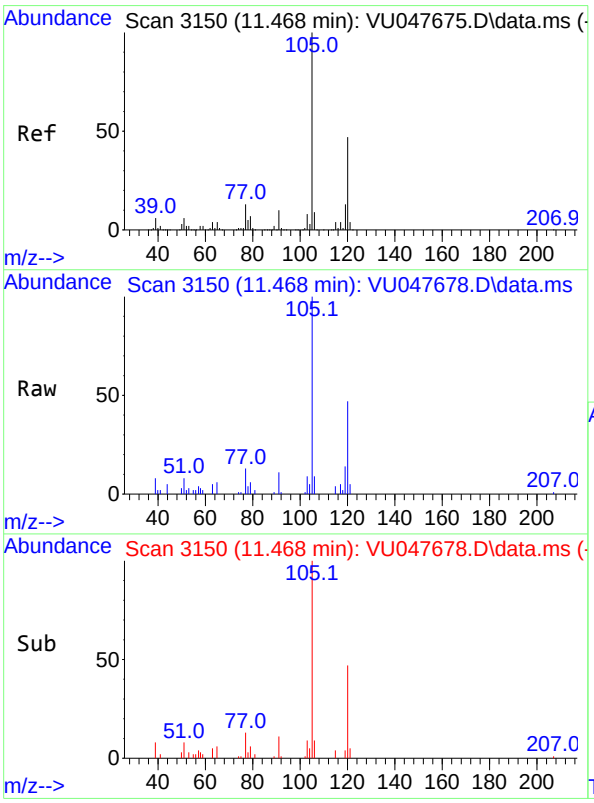

#63
1,2,4-Trimethylbenzene
Concen: 1.547 ug/L
RT: 11.468 min Scan# 3150
Delta R.T. 0.000 min
Lab File: VU047678.D
Acq: 25 Mar 2022 17:39

Tgt Ion:105 Resp: 13053
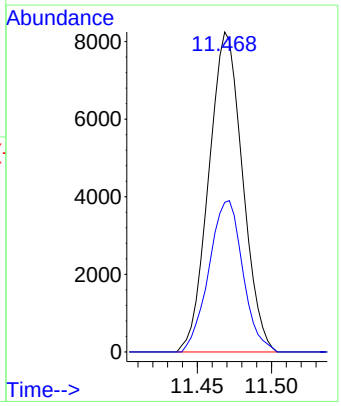
Ion	Ratio	Lower	Upper
105	100		
120	47.5	37.6	56.4