LSC Area Percent Report

Data Path : Z:\VOASRV\HPCHEM1\MSVOA U\DATA\VU040719\
Data File : VU030839.D
Acq On : 07 Apr 2019 06:28
Operator : JC/SP
Sample : K2249-13
Misc : 5.0mL/MSVOA U/WATER
ALS Vial : 49 Sample Multiplier: 1

Instrument :
MSVOA_U
ClientSampleId :
E3YE3

Integration Parameters: LSCINT.P
Integrator: RTE
Smoothing : OFF Filtering: 5
Sampling : 1 Min Area: 0 % of largest Peak
Start Thrs: 0.2 Max Peaks: 100
Stop Thrs : 0 Peak Location: TOP

If leading or trailing edge < 100 prefer < Baseline drop else tangent >
Peak separation: 5

Method : Z:\VOASRV\HPCHEM1\MSVOA_U\METHOD\SOMULM040519WMA.M
Title : VOC Analysis

Signal : TIC

peak #	R.T. min	first scan	max scan	last scan	PK TY	peak height	corr. area	corr. % max.	% of total
1	1.180	22	28	42	rBV	122983	118940	0.46%	0.240%
2	1.251	46	50	57	rVB2	13462	13728	0.05%	0.028%
3	1.395	87	95	101	rBV	326362	350598	1.37%	0.707%
4	1.428	101	105	110	rVB	32123	30653	0.12%	0.062%
5	1.675	175	182	197	rVB	231450	301626	1.18%	0.609%
6	2.273	356	368	382	rBV3	664672	1223383	4.78%	2.468%
7	2.440	412	420	431	rBV	18704	31763	0.12%	0.064%
8	2.649	481	485	490	rBV5	1074	1192	0.00%	0.002%
9	2.701	493	501	507	rVV9	2874	4685	0.02%	0.009%
10	2.730	507	510	512	rVB4	980	555	0.00%	0.001%
11	2.746	512	515	519	rBV2	1022	586	0.00%	0.001%
12	2.797	529	531	532	rBV3	1109	472	0.00%	0.001%
13	2.830	534	541	543	rBV6	4741	5625	0.02%	0.011%
14	2.923	567	570	575	rVV3	413	437	0.00%	0.001%
15	2.984	575	589	603	rBV2	18907	37062	0.14%	0.075%
16	3.090	621	622	627	rVB2	666	506	0.00%	0.001%
17	3.119	627	631	632	rBV2	860	651	0.00%	0.001%
18	3.283	678	682	688	rBV3	672	664	0.00%	0.001%
19	3.440	712	731	752	rBV	488956	1100974	4.30%	2.221%
20	3.579	770	774	777	rBV2	643	563	0.00%	0.001%
21	3.601	777	781	787	rVV4	912	1009	0.00%	0.002%
22	3.678	799	805	808	rBV4	851	888	0.00%	0.002%
23	3.704	811	813	815	rVB2	840	386	0.00%	0.001%
24	3.723	815	819	821	rBV2	450	382	0.00%	0.001%
25	3.836	850	854	857	rBV5	439	394	0.00%	0.001%
26	3.894	869	872	874	rVV4	663	407	0.00%	0.001%
27	3.929	878	883	887	rVB3	439	428	0.00%	0.001%
28	4.022	909	912	917	rVV3	767	680	0.00%	0.001%
29	4.093	929	934	937	rBV4	641	574	0.00%	0.001%
30	4.116	937	941	943	rVB3	928	773	0.00%	0.002%
31	4.219	943	973	1009	rBV2	2022261	5474716	21.40%	11.047%
32	4.643	1091	1105	1131	rVB2	315789	783485	3.06%	1.581%
33	4.910	1165	1188	1217	rBV	10689437	25580630	100.00%	51.615%
34	5.334	1300	1320	1357	rVB2	655733	1994450	7.80%	4.024%

LSC Area Percent Report

Data Path : Z:\VOASRV\HPCHEM1\MSVOA U\DATA\VU040719\
Data File : VU030839.D
Acq On : 07 Apr 2019 06:28
Operator : JC/SP
Sample : K2249-13
Misc : 5.0mL/MSVOA U/WATER
ALS Vial : 49 Sample Multiplier: 1

Instrument :
MSVOA_U
ClientSampleId :
E3YE3

Integration Parameters: LSCINT.P
Integrator: RTE
Smoothing : OFF Filtering: 5
Sampling : 1 Min Area: 0 % of largest Peak
Start Thrs: 0.2 Max Peaks: 100
Stop Thrs : 0 Peak Location: TOP

If leading or trailing edge < 100 prefer < Baseline drop else tangent >
Peak separation: 5

Method : Z:\VOASRV\HPCHEM1\MSVOA_U\METHOD\SOMULM040519WMA.M
Title : VOC Analysis

35	5.881	1477	1490	1517	rBV	537040	1083703	4.24%	2.187%
36	6.093	1553	1556	1559	rBV4	1195	1036	0.00%	0.002%
37	6.132	1566	1568	1571	rVB3	1434	623	0.00%	0.001%
38	6.183	1571	1584	1612	rBV	300540	595642	2.33%	1.202%
39	6.325	1613	1628	1650	rBV	439902	894521	3.50%	1.805%
40	6.775	1763	1768	1769	rBV2	723	592	0.00%	0.001%
41	6.913	1806	1811	1813	rBV2	828	736	0.00%	0.001%
42	6.952	1820	1823	1829	rVB3	832	884	0.00%	0.002%
43	7.051	1852	1854	1859	rVB3	791	466	0.00%	0.001%
44	7.161	1884	1888	1893	rBV4	911	1021	0.00%	0.002%
45	7.225	1897	1908	1928	rBV	203925	374726	1.46%	0.756%
46	7.360	1947	1950	1953	rBV5	1288	788	0.00%	0.002%
47	7.440	1972	1975	1976	rBV2	1264	683	0.00%	0.001%
48	7.466	1976	1983	1987	rVV6	3153	4868	0.02%	0.010%
49	7.562	1998	2013	2034	rBV	767493	1372353	5.36%	2.769%
50	7.845	2085	2101	2131	rBV3	154398	343730	1.34%	0.694%
51	8.013	2151	2153	2156	rVB2	675	393	0.00%	0.001%
52	8.067	2159	2170	2187	rBV2	50943	89049	0.35%	0.180%
53	8.167	2196	2201	2202	rBV3	2572	1913	0.01%	0.004%
54	8.222	2205	2218	2235	rVV	1203046	2063142	8.07%	4.163%
55	8.308	2235	2245	2284	rVB	566150	1125145	4.40%	2.270%
56	8.575	2326	2328	2330	rBV3	896	561	0.00%	0.001%
57	8.775	2388	2390	2394	rVB4	722	500	0.00%	0.001%
58	8.858	2412	2416	2418	rBV4	850	623	0.00%	0.001%
59	9.025	2466	2468	2474	rVB4	894	652	0.00%	0.001%
60	9.086	2474	2487	2523	rBV	788127	1354866	5.30%	2.734%
61	9.286	2544	2549	2551	rVB4	545	453	0.00%	0.001%
62	9.315	2556	2558	2562	rVB2	1455	765	0.00%	0.002%
63	9.341	2562	2566	2568	rBV2	681	466	0.00%	0.001%
64	9.382	2576	2579	2583	rVB4	1286	806	0.00%	0.002%
65	9.504	2611	2617	2620	rBV4	774	676	0.00%	0.001%
66	9.694	2672	2676	2683	rBV3	1025	1672	0.01%	0.003%
67	9.813	2709	2713	2716	rBV2	587	457	0.00%	0.001%
68	9.945	2752	2754	2759	rVB	974	437	0.00%	0.001%
69	10.283	2855	2859	2865	rVB3	871	841	0.00%	0.002%
70	10.363	2879	2884	2886	rBV2	778	654	0.00%	0.001%
71	10.427	2890	2904	2937	rBV	574426	953774	3.73%	1.924%

LSC Area Percent Report

Data Path : Z:\VOASRV\HPCHEM1\MSVOA U\DATA\VU040719\
Data File : VU030839.D
Acq On : 07 Apr 2019 06:28
Operator : JC/SP
Sample : K2249-13
Misc : 5.0mL/MSVOA U/WATER
ALS Vial : 49 Sample Multiplier: 1

Instrument :
MSVOA_U
ClientSampleId :
E3YE3

Integration Parameters: LSCINT.P
Integrator: RTE
Smoothing : OFF Filtering: 5
Sampling : 1 Min Area: 0 % of largest Peak
Start Thrs: 0.2 Max Peaks: 100
Stop Thrs : 0 Peak Location: TOP

If leading or trailing edge < 100 prefer < Baseline drop else tangent >
Peak separation: 5

Method : Z:\VOASRV\HPCHEM1\MSVOA_U\METHOD\SOMULM040519WMA.M
Title : VOC Analysis

72	10.598	2954	2957	2958	rBV2	1109	731	0.00%	0.001%
73	10.697	2985	2988	2991	rBV2	498	402	0.00%	0.001%
74	10.771	3007	3011	3014	rBV2	770	611	0.00%	0.001%
75	10.813	3020	3024	3028	rBV3	1047	996	0.00%	0.002%
76	10.948	3064	3066	3072	rVB4	932	534	0.00%	0.001%
77	11.003	3079	3083	3084	rBV2	656	440	0.00%	0.001%
78	11.119	3115	3119	3122	rVB3	868	657	0.00%	0.001%
79	11.218	3147	3150	3155	rVB3	590	571	0.00%	0.001%
80	11.257	3159	3162	3166	rVB3	695	494	0.00%	0.001%
81	11.360	3192	3194	3199	rVV2	440	397	0.00%	0.001%
82	11.411	3207	3210	3219	rVB6	813	892	0.00%	0.002%
83	11.482	3219	3232	3256	rBV	652142	1079108	4.22%	2.177%
84	11.729	3306	3309	3313	rVB3	1195	1043	0.00%	0.002%
85	11.755	3314	3317	3321	rBV5	2077	2134	0.01%	0.004%
86	11.855	3333	3348	3371	rBV	667076	1124166	4.39%	2.268%
87	12.328	3493	3495	3498	rBV3	851	633	0.00%	0.001%
88	12.424	3523	3525	3529	rVV3	637	577	0.00%	0.001%
89	12.475	3538	3541	3545	rBV4	1086	771	0.00%	0.002%
90	12.578	3570	3573	3576	rBV3	1225	902	0.00%	0.002%
91	12.842	3651	3655	3657	rBV2	718	533	0.00%	0.001%
92	12.932	3681	3683	3686	rBV2	610	393	0.00%	0.001%
93	13.202	3764	3767	3769	rBV2	1064	731	0.00%	0.001%
94	13.440	3838	3841	3842	rBV	1127	538	0.00%	0.001%
95	13.887	3978	3980	3983	rVB2	799	387	0.00%	0.001%
96	13.983	4007	4010	4017	rBV5	831	845	0.00%	0.002%
97	14.231	4085	4087	4090	rBV	774	488	0.00%	0.001%
98	14.585	4194	4197	4202	rBV2	1147	1015	0.00%	0.002%
99	14.607	4202	4204	4209	rVB2	1160	550	0.00%	0.001%
100	14.694	4229	4231	4236	rBV3	963	727	0.00%	0.001%

Sum of corrected areas: 49560348

Data Path : Z:\VOASRV\HPCHEM1\MSVOA U\DATA\VU040719\
Data File : VU030839.D
Acq On : 07 Apr 2019 06:28
Operator : JC/SP
Sample : K2249-13
Misc : 5.0mL/MSVOA U/WATER
ALS Vial : 49 Sample Multiplier: 1

Instrument :
MSVOA_U
ClientSampleId :
E3YE3

Quant Method : Z:\VOASRV\HPCHEM1\MSVOA_U\METHOD\SOMULM040519WMA.M
Quant Title : VOC Analysis

TIC Library : C:\DATABASE\NIST11.L
TIC Integration Parameters: LSCINT.P

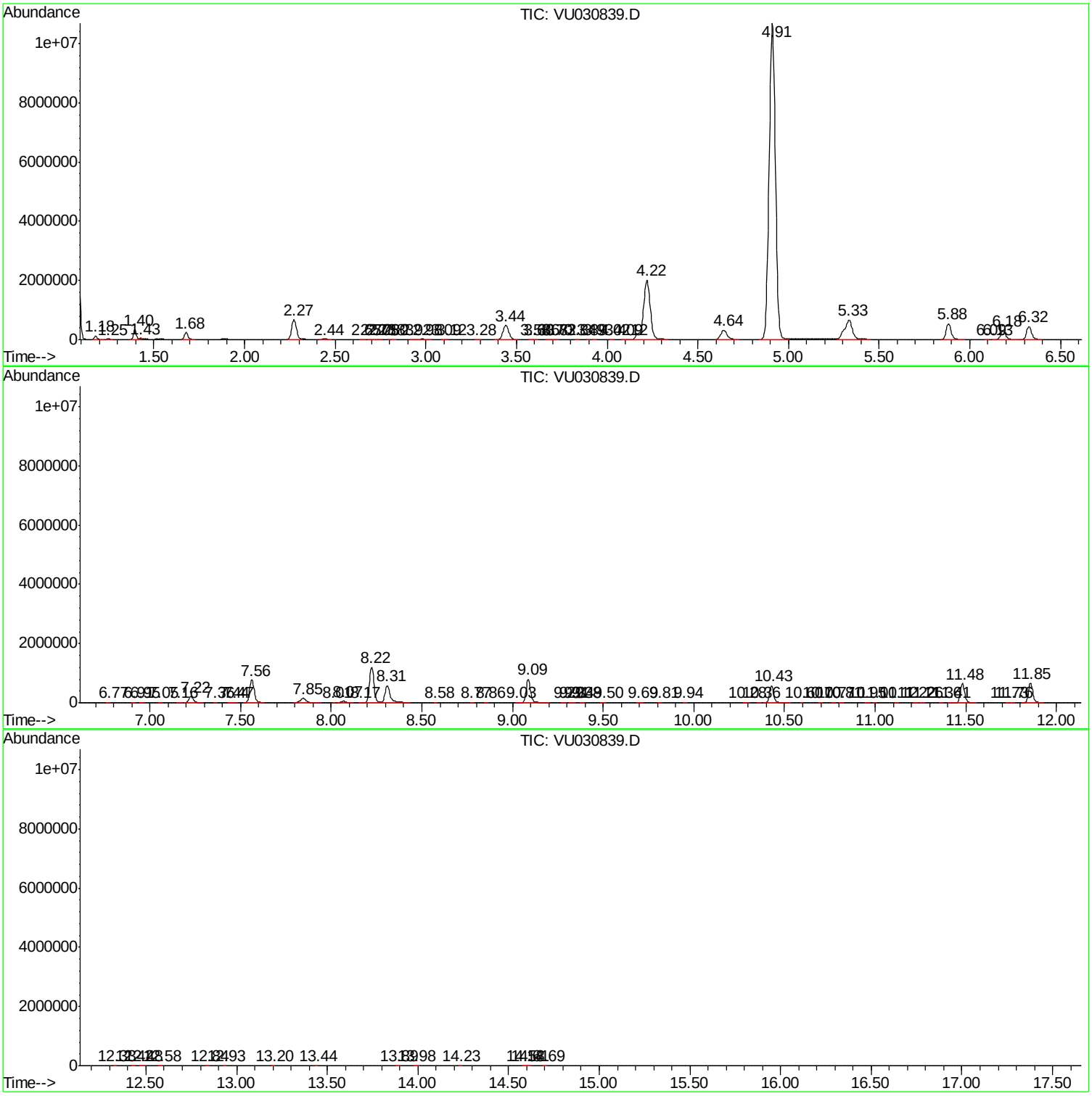

Library Search Compound Report

Data Path : Z:\VOASRV\HPCHEM1\MSVOA U\DATA\VU040719\
Data File : VU030839.D
Acq On : 07 Apr 2019 06:28
Operator : JC/SP
Sample : K2249-13
Misc : 5.0mL/MSVOA U/WATER
ALS Vial : 49 Sample Multiplier: 1

Instrument :
MSVOA_U
ClientSampleId :
E3YE3

Quant Method : Z:\VOASRV\HPCHEM1\MSVOA_U\METHOD\SOMULM040519WMA.M
Quant Title : VOC Analysis

TIC Library : C:\DATABASE\NIST11.L
TIC Integration Parameters: LSCINT.P

****
Peak Number 1 (DEL) Alkane: Cyclic1.18 Concentration Rank 2

R.T.	EstConc	Area	Relative to ISTD	R.T.
1.18	5.49 ug/L	118940	1,4-Difluorobenzene	5.88

Hit# of 5	Tentative ID	MW	MolForm	CAS#	Qual
1	Propene	42	C3H6	000115-07-1	90
2	Aluminum, tripropyl-	156	C9H21Al	000102-67-0	74
3	Furan, 2,5-dihydro-	70	C4H6O	001708-29-8	74
4	Pyrimidin-4(3H)-one, 3-amino-2,6...	139	C6H9N3O	093098-74-9	72
5	2-Butenal, (E)-	70	C4H6O	000123-73-9	72

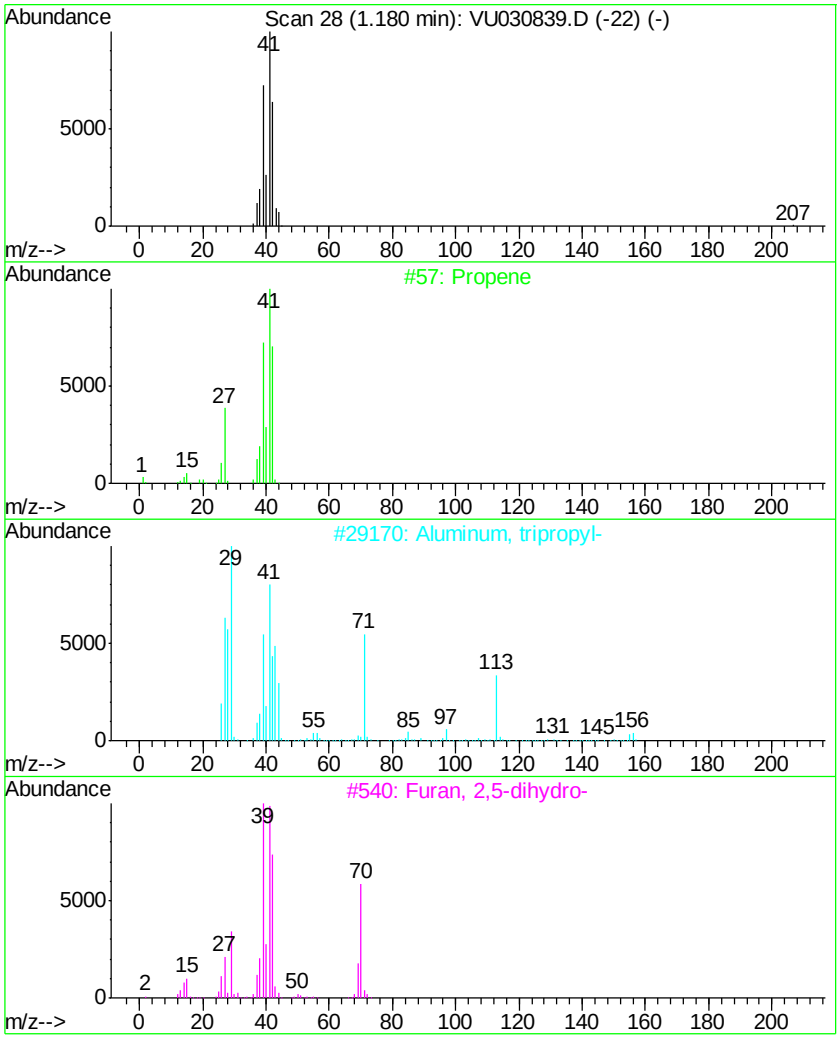

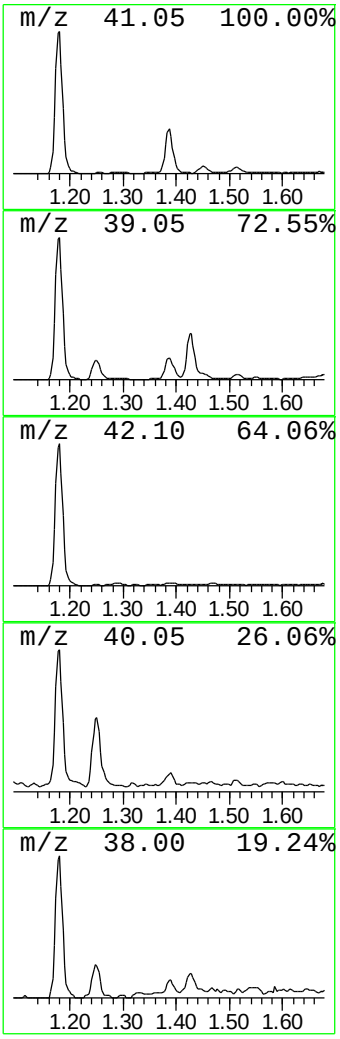

Tentatively Identified Compound (LSC) summary

Data Path : Z:\VOASRV\HPCHEM1\MSVOA_U\DATA\VU040719\
Data File : VU030839.D
Acq On : 07 Apr 2019 06:28
Operator : JC/SP
Sample : K2249-13
Misc : 5.0mL/MSVOA_U/WATER
ALS Vial : 49 Sample Multiplier: 1

Instrument :
MSVOA_U
ClientSampleId :
E3YE3

Quant Method : Z:\VOASRV\HPCHEM1\MSVOA_U\METHOD\SOMULM040519WMA.M
Quant Title : VOC Analysis

TIC Library : C:\DATABASE\NIST11.L
TIC Integration Parameters: LSCINT.P

TIC Top Hit name	RT	EstConc	Units	Response	Internal Standard #	RT	Resp	Conc
(DEL) Alkane: Cyc...	1.18	5.5	ug/L	118940	1	5.88	1083700	50.0