

Data Path : Z:\VOASRV\HPCHEM1\MSVOA_U\DATA\VU040919\
Quantitation Report (QT Reviewed)


Data File : VU030905.D
Acq On : 08 Apr 2019 15:01
Operator : JC/SP
Sample : K2277-22ME
Misc : 5.79g/5mL/100uL/5.0mL/MSVOA_U/MEOH
ALS Vial : 17 Sample Multiplier: 1

Instrument :
MSVOA_U
Client Sampled :
BF2R6ME

Manual Integrations
APPROVED

MMDadoda
4/9/2019 11:05:47 AM

Quant Time: Apr 09 03:02:09 2019
Quant Method : Z:\VOASRV\HPCHEM1\MSVOA_U\METHOD\SOMULM040519WMA.M
Quant Title : VOC Analysis
QLast Update : Tue Apr 09 02:16:31 2019
Response via : Initial Calibration



Data Path : Z:\VOASRV\HPCHEM1\MSVOA_U\DATA\VU040919\
Quantitation Report (Qedit)

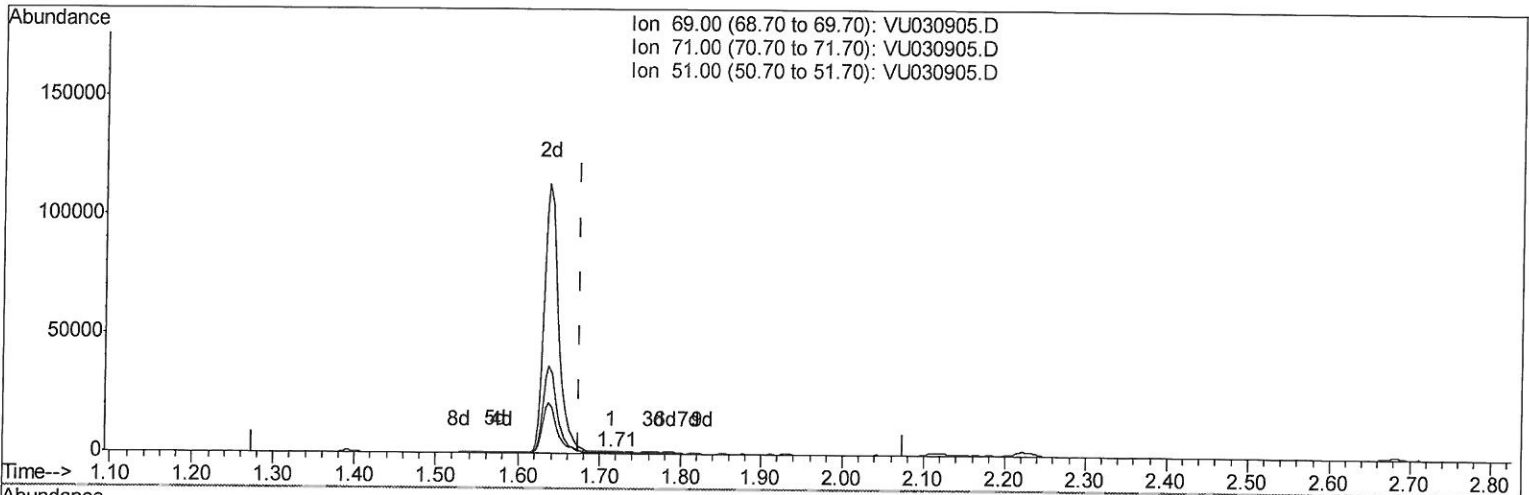
Data File : VU030905.D
Acq On : 08 Apr 2019 15:01
Operator : JC/SP
Sample : K2277-22ME
Misc : 5.79g/5mL/100uL/5.0mL/MSVOA_U/MEOH
ALS Vial : 17 Sample Multiplier: 1

Instrument :
MSVOA_U
ClientSampled :
BF2R6ME

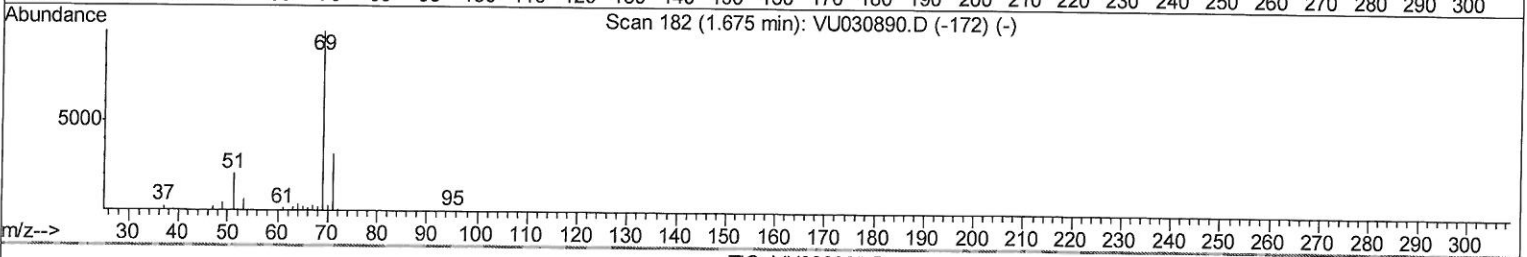

Manual Integrations
APPROVED

MMDadoda
4/9/2019 11:05:47 AM

Quant Time: Apr 09 02:21:14 2019
Quant Method : Z:\VOASRV\HPCHEM1\MSVOA_U\METHOD\SOMULM040519WMA.M
Quant Title : VOC Analysis
QLast Update : Tue Apr 09 02:16:31 2019
Response via : Initial Calibration



Ion 69.00 (68.70 to 69.70): VU030905.D
Ion 71.00 (70.70 to 71.70): VU030905.D
Ion 51.00 (50.70 to 51.70): VU030905.D



TIC: VU030905.D

(7) Chloroethane-d5 (S)

1.714min (+0.039) 0.01ug/L

response 53

Ion	Exp%	Act%
69.00	100	100
71.00	31.60	198.11#
51.00	27.70	764.15#
0.00	0.00	0.00

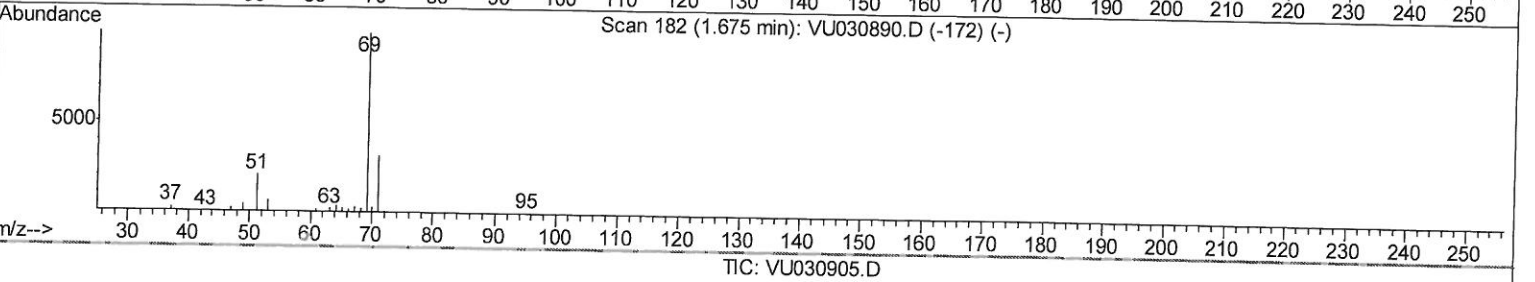

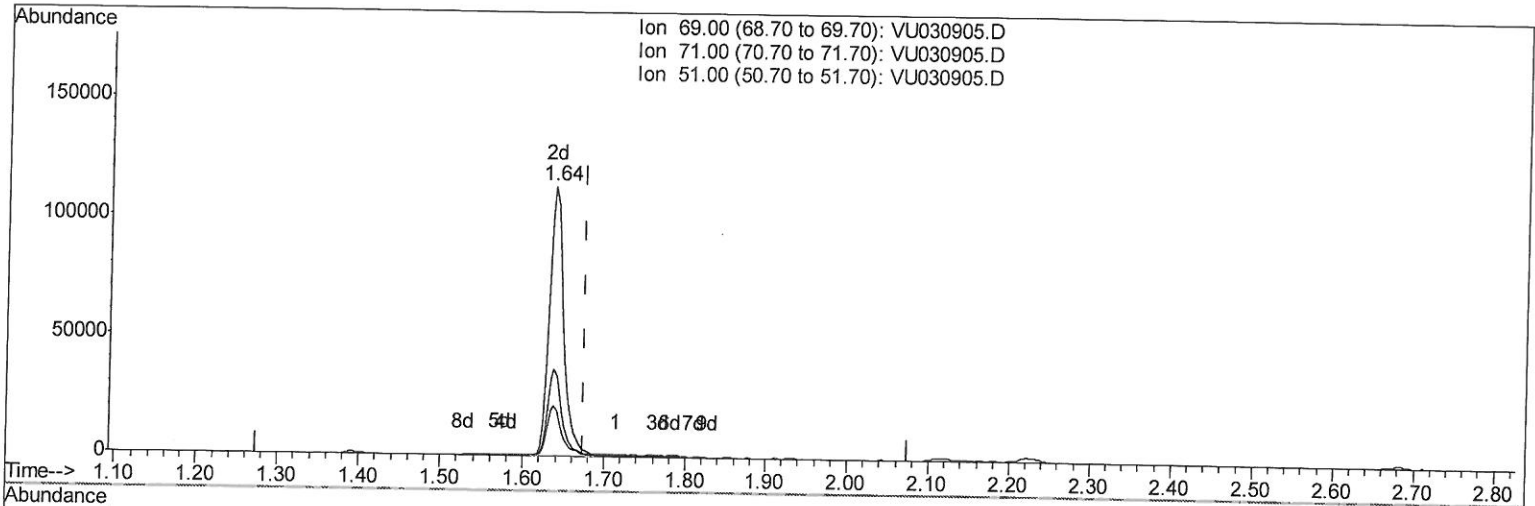
Data Path : Z:\VOASRV\HPCHEM1\MSVOA_U\DATA\VU040919\
Quantitation Report (Qedit)

Data File : VU030905.D
Acq On : 08 Apr 2019 15:01
Operator : JC/SP
Sample : K2277-22ME
Misc : 5.79g/5mL/100uL/5.0mL/MSVOA_U/MEOH
ALS Vial : 17 Sample Multiplier: 1

Instrument :
MSVOA_U
ClientSampled :
BF2R6ME

Manual Integrations
APPROVED
MMDadoda
4/9/2019 11:05:47 AM

Quant Time: Apr 09 02:21:14 2019
Quant Method : Z:\VOASRV\HPCHEM1\MSVOA_U\METHOD\SOMULM040519WMA.M
Quant Title : VOC Analysis
QLast Update : Tue Apr 09 02:16:31 2019
Response via : Initial Calibration



(7) Chloroethane-d5 (S)

1.637min (-0.038) 33.43ug/L m

7 MO
4/10/19

response 137555

Ion	Exp%	Act%
69.00	100	100
71.00	31.60	0.08#
51.00	27.70	0.29#
0.00	0.00	0.00

Data Path : Z:\VOASRV\HPCHEM1\MSVOA_U\DATA\VU040919\
 Quantitation Report (QT Reviewed)

Data File : VU030905.D
 Acq On : 08 Apr 2019 15:01
 Operator : JC/SP
 Sample : K2277-22ME
 Misc : 5.79g/5mL/100uL/5.0mL/MSVOA_U/MEOH
 ALS Vial : 17 Sample Multiplier: 1

Instrument :
 MSVOA_U
 Client Sampled :
 BF2R6ME

Manual Integrations
 APPROVED

MMDadoda
 4/9/2019 11:05:47 AM

Quant Time: Apr 09 03:02:09 2019
 Quant Method : Z:\VOASRV\HPCHEM1\MSVOA_U\METHOD\SOMULM040519WMA.M
 Quant Title : VOC Analysis
 QLast Update : Tue Apr 09 02:16:31 2019
 Response via : Initial Calibration

Internal Standards	R.T.	QIon	Response	Conc	Units	Dev (Min)
1) 1,4-Difluorobenzene	5.88	114	607380	50.00	ug/L	0.00
28) Chlorobenzene-d5	9.09	117	595868	50.00	ug/L	0.00
60) 1,4-Dichlorobenzene-d4	11.48	152	274849	50.00	ug/L	0.00

System Monitoring Compounds

4) Vinyl Chloride-d3	1.39	65	176167	32.49	ug/L	0.00
Spiked Amount	50.000	Range	60 - 135	Recovery	=	64.98%
7) Chloroethane-d5	1.64	69	137555m	33.43	ug/L	-0.04
Spiked Amount	50.000	Range	70 - 130	Recovery	=	66.86%#
11) 1,1-Dichloroethene-d2	2.22	63	283649	28.92	ug/L	-0.04
Spiked Amount	50.000	Range	60 - 125	Recovery	=	57.84%#
21) 2-Butanone-d5	4.20	46	391240	91.05	ug/L	0.03
Spiked Amount	100.000	Range	40 - 130	Recovery	=	91.05%
24) Chloroform-d	4.64	84	354140	42.76	ug/L	0.00
Spiked Amount	50.000	Range	70 - 125	Recovery	=	85.52%
26) 1,2-Dichloroethane-d4	5.30	65	255692	45.24	ug/L	0.00
Spiked Amount	50.000	Range	70 - 125	Recovery	=	90.48%
32) Benzene-d6	5.33	84	717112	41.22	ug/L	0.00
Spiked Amount	50.000	Range	70 - 125	Recovery	=	82.44%
36) 1,2-Dichloropropane-d6	6.32	67	252608	42.37	ug/L	0.00
Spiked Amount	50.000	Range	70 - 120	Recovery	=	84.74%
41) Toluene-d8	7.56	98	624615	40.51	ug/L	0.00
Spiked Amount	50.000	Range	80 - 120	Recovery	=	81.02%
43) trans-1,3-Dichloropropene-	7.85	79	111672	41.08	ug/L	0.00
Spiked Amount	50.000	Range	60 - 125	Recovery	=	82.16%
47) 2-Hexanone-d5	8.32	63	276932	101.64	ug/L	0.02
Spiked Amount	100.000	Range	45 - 130	Recovery	=	101.64%
57) 1,1,2,2-Tetrachloroethane-	10.43	84	393190	48.90	ug/L	0.00
Spiked Amount	50.000	Range	65 - 120	Recovery	=	97.80%
64) 1,2-Dichlorobenzene-d4	11.86	152	249117	46.09	ug/L	0.00
Spiked Amount	50.000	Range	80 - 120	Recovery	=	92.18%

MMD
4/10/19

Target Compounds	R.T.	QIon	Response	Conc	Units	Qvalue
46) Tetrachloroethene	8.22	164	45571	13.106	ug/L	90

(#) = qualifier out of range (m) = manual integration (+) = signals summed