LSC Area Percent Report

Data Path : Z:\voasrv\HPCHEM1\MSVOA_U\Data\VU041321\
Data File : VU043079.D
Acq On : 14 Apr 2021 02:33
Operator : SY/MD
Sample : M1966-04
Misc : 5.0mL/MSVOA_U/WATER
ALS Vial : 44 Sample Multiplier: 1

Instrument :
MSVOA_U
ClientSampleId :
MW-115RR

Integration Parameters: RTEINT.P
Integrator: RTE
Smoothing : ON Filtering: 5
Sampling : 1 Min Area: 3 % of largest Peak
Start Thrs: 0.2 Max Peaks: 100
Stop Thrs : 0 Peak Location: TOP

If leading or trailing edge < 100 prefer < Baseline drop else tangent >
Peak separation: 5

Method : Z:\voasrv\HPCHEM1\MSVOA_U\Method\82U041221W.M
Title : SW846 8260

Signal : TIC: VU043079.D\data.ms

peak #	R.T. min	first scan	max scan	last scan	PK TY	peak height	corr. area	corr. % max.	% of total
1	1.488	37	46	57	rBV3	13333	23347	3.07%	0.455%
2	1.736	115	123	132	rVB	74190	89637	11.79%	1.747%
3	2.636	392	403	416	rBV2	6193	11434	1.50%	0.223%
4	2.774	434	446	464	rBV2	5686	14205	1.87%	0.277%
5	3.195	561	577	600	rBV	35360	89819	11.82%	1.751%
6	4.639	1007	1026	1046	rBV	43119	114476	15.06%	2.232%
7	5.298	1213	1231	1244	rBV	122656	263259	34.64%	5.132%
8	5.382	1244	1257	1272	rVB	189029	386766	50.89%	7.540%
9	5.710	1341	1359	1371	rBV	139295	282349	37.15%	5.504%
10	5.784	1371	1382	1397	rVB	105047	211832	27.87%	4.129%
11	6.256	1515	1529	1549	rBV	286787	538832	70.90%	10.504%
12	7.906	2027	2042	2060	rBV	441056	759996	100.00%	14.815%
13	8.497	2216	2226	2237	rVB3	5091	8092	1.06%	0.158%
14	9.423	2500	2514	2542	rBV	409811	673761	88.65%	13.134%
15	9.697	2589	2599	2613	rVB	14493	21925	2.88%	0.427%
16	10.108	2715	2727	2737	rVB	19849	30331	3.99%	0.591%
17	10.639	2880	2892	2913	rBV	354358	554647	72.98%	10.812%
18	10.909	2965	2976	2995	rVB3	9667	17099	2.25%	0.333%
19	11.642	3194	3204	3217	rVB6	6332	10468	1.38%	0.204%
20	11.819	3246	3259	3274	rBV	424804	671426	88.35%	13.089%
21	12.102	3334	3347	3357	rBV	73288	117325	15.44%	2.287%
22	12.320	3405	3415	3425	rBV2	18463	28710	3.78%	0.560%
23	13.018	3623	3632	3644	rBV4	17077	27430	3.61%	0.535%
24	14.095	3954	3967	3979	rBV	112194	182612	24.03%	3.560%

Sum of corrected areas: 5129778

Data Path : Z:\voasrv\HPCHEM1\MSVOA_U\Data\VU041321\
Data File : VU043079.D
Acq On : 14 Apr 2021 02:33
Operator : SY/MD
Sample : M1966-04
Misc : 5.0mL/MSVOA_U/WATER
ALS Vial : 44 Sample Multiplier: 1

Instrument :
MSVOA_U
ClientSampleId :
MW-115RR

Quant Method : Z:\voasrv\HPCHEM1\MSVOA_U\Method\82U041221W.M
Quant Title : SW846 8260

TIC Library : C:\DATABASE\NIST11.L
TIC Integration Parameters: LSCINT.P

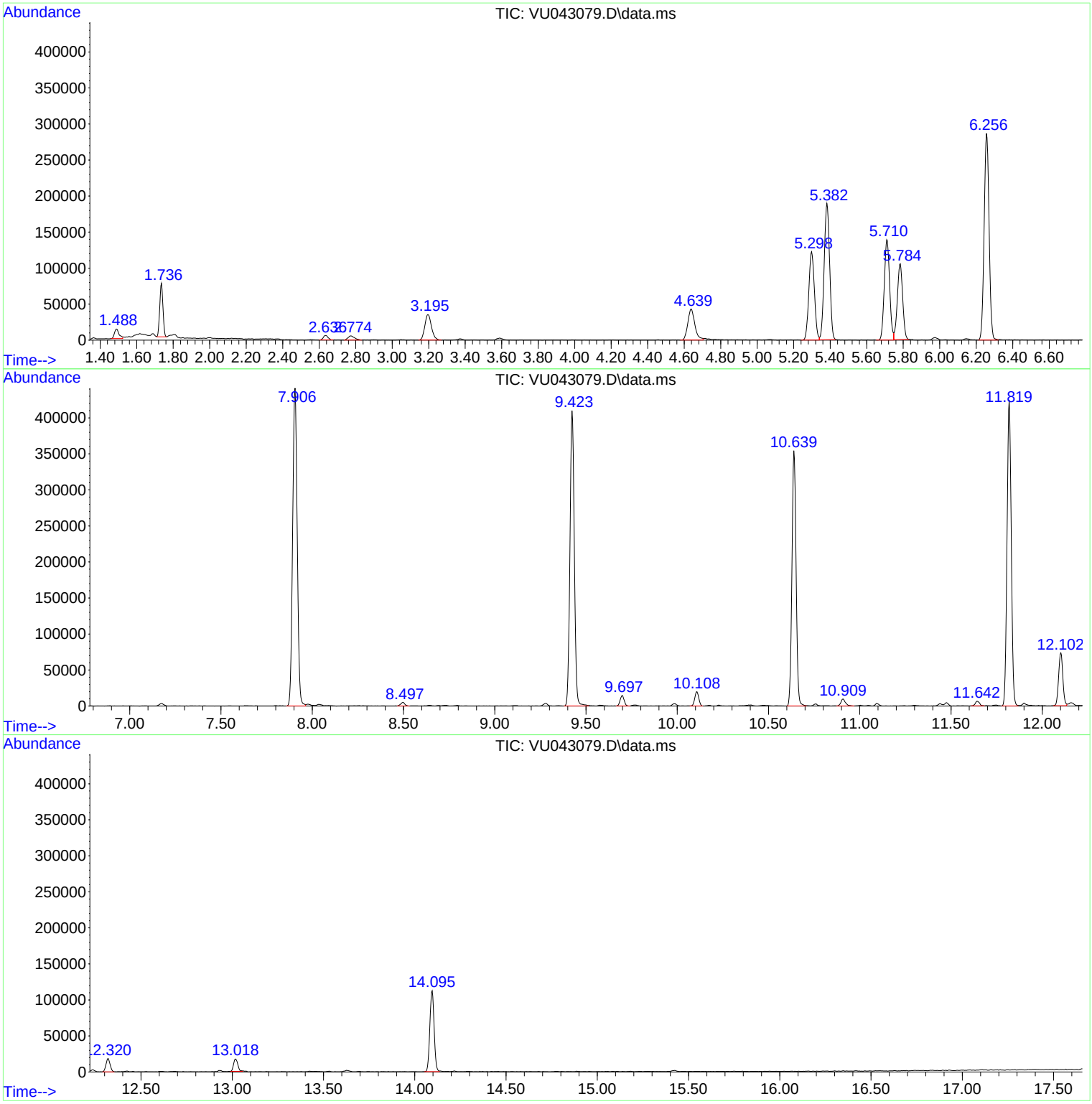

Data Path : Z:\voasrv\HPCHEM1\MSVOA_U\Data\VU041321\
Data File : VU043079.D
Acq On : 14 Apr 2021 02:33
Operator : SY/MD
Sample : M1966-04
Misc : 5.0mL/MSVOA_U/WATER
ALS Vial : 44 Sample Multiplier: 1

Instrument :
MSVOA_U
ClientSampleId :
MW-115RR

Quant Method : Z:\voasrv\HPCHEM1\MSVOA_U\Method\82U041221W.M
Quant Title : SW846 8260

TIC Library : C:\DATABASE\NIST11.L
TIC Integration Parameters: LSCINT.P

****
Peak Number 3 Indane Concentration Rank 3

R.T.	EstConc	Area	Relative to ISTD	R.T.
12.102	8.74 ug/l	117325	1,4-Dichlorobenzene-d4	11.819

Hit# of 5	Tentative ID	MW	MolForm	CAS#	Qual
1	Indane	118	C9H10	000496-11-7	91
2	Benzene, 2-propenyl-	118	C9H10	000300-57-2	74
3	Benzene, 1-propenyl-	118	C9H10	000637-50-3	74
4	Deltacyclene	118	C9H10	007785-10-6	68
5	Benzene, 1-ethenyl-2-methyl-	118	C9H10	000611-15-4	53

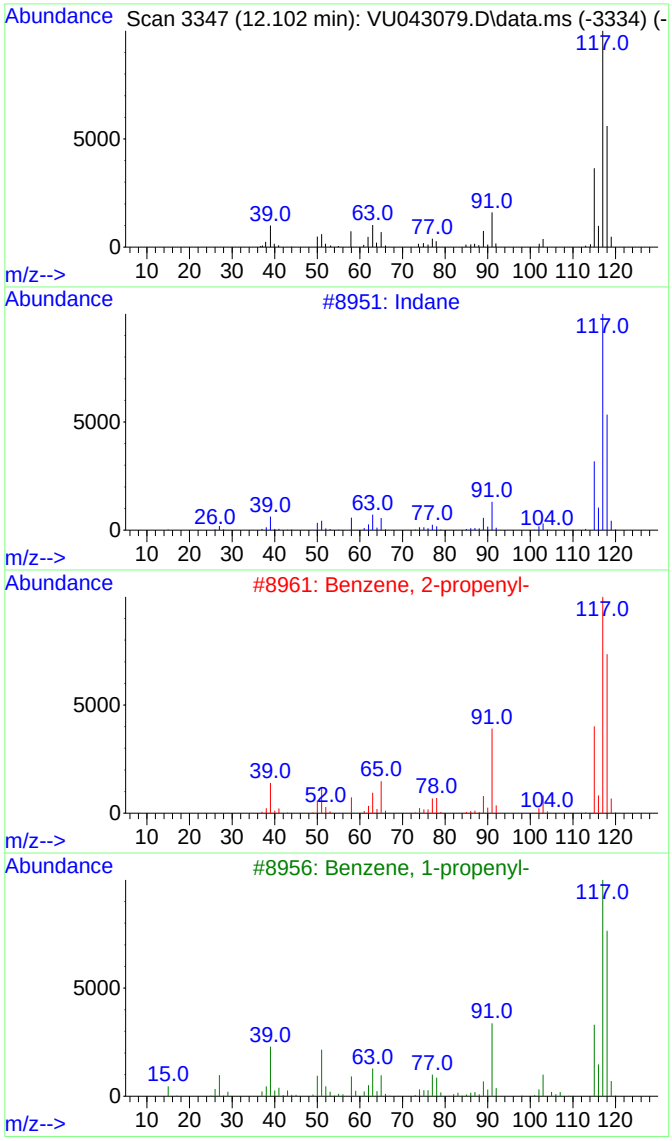

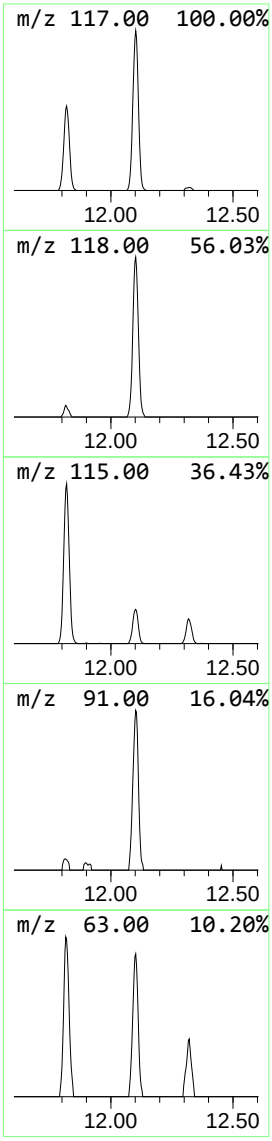

Tentatively Identified Compound (LSC) summary

Data Path : Z:\voasrv\HPCHEM1\MSVOA_U\Data\VU041321\
Data File : VU043079.D
Acq On : 14 Apr 2021 02:33
Operator : SY/MD
Sample : M1966-04
Misc : 5.0mL/MSVOA_U/WATER
ALS Vial : 44 Sample Multiplier: 1

Instrument :
MSVOA_U
ClientSampleId :
MW-115RR

Quant Method : Z:\voasrv\HPCHEM1\MSVOA_U\Method\82U041221W.M
Quant Title : SW846 8260

TIC Library : C:\DATABASE\NIST11.L
TIC Integration Parameters: LSCINT.P

TIC Top Hit name	RT	EstConc	Units	Response	Internal Standard #	RT	Resp	Conc
Indane	12.102	8.7	ug/l	117325	4	11.819	671426	50.0