Quantitation Report (Not Reviewed)

Data Path : W:\HPCHEM1\MSVOA_U\DATA\VU050818\
Data File : VU023740.D
Acq On : 08 May 2018 16:32
Operator : MD/SY
Sample : J2691-12
Misc : 5.0mL/MSVOA_U/WATER
ALS Vial : 16 Sample Multiplier: 1

Quant Time: May 09 03:39:39 2018
Quant Method : W:\HPCHEM1\MSVOA_U\METHOD\SOMULM050818WMA.M
Quant Title : VOC Analysis
QLast Update : Wed May 09 03:02:40 2018
Response via : Initial Calibration

Internal Standards	R.T.	QIon	Response	Conc	Units	Dev(Min)
1) 1,4-Difluorobenzene	5.89	114	334698	50.00	ug/L	0.00
28) Chlorobenzene-d5	9.09	117	325885	50.00	ug/L	0.00
60) 1,4-Dichlorobenzene-d4	11.49	152	156788	50.00	ug/L	0.00
System Monitoring Compounds						
4) Vinyl Chloride-d3	1.40	65	122885	46.94	ug/L	0.00
Spiked Amount 50.000	Range 60 - 135		Recovery = 93.88%			
7) Chloroethane-d5	1.68	69	95692	48.95	ug/L	0.00
Spiked Amount 50.000	Range 70 - 130		Recovery = 97.90%			
11) 1,1-Dichloroethene-d2	2.27	63	170252	35.10	ug/L	0.00
Spiked Amount 50.000	Range 60 - 125		Recovery = 70.20%			
21) 2-Butanone-d5	4.18	46	208438	108.19	ug/L	0.00
Spiked Amount 100.000	Range 40 - 130		Recovery = 108.19%			
24) Chloroform-d	4.65	84	210192	48.28	ug/L	0.00
Spiked Amount 50.000	Range 70 - 125		Recovery = 96.56%			
26) 1,2-Dichloroethane-d4	5.31	65	142345	50.54	ug/L	0.00
Spiked Amount 50.000	Range 70 - 125		Recovery = 101.08%			
32) Benzene-d6	5.35	84	449658	48.16	ug/L	0.00
Spiked Amount 50.000	Range 70 - 125		Recovery = 96.32%			
36) 1,2-Dichloropropane-d6	6.34	67	151511	49.62	ug/L	0.00
Spiked Amount 50.000	Range 70 - 120		Recovery = 99.24%			
41) Toluene-d8	7.57	98	406428	46.92	ug/L	0.00
Spiked Amount 50.000	Range 80 - 120		Recovery = 93.84%			
43) trans-1,3-Dichloropropene-	7.85	79	61358	46.44	ug/L	0.00
Spiked Amount 50.000	Range 60 - 125		Recovery = 92.88%			
47) 2-Hexanone-d5	8.31	63	147571	108.17	ug/L	0.00
Spiked Amount 100.000	Range 45 - 130		Recovery = 108.17%			
57) 1,1,2,2-Tetrachloroethane-	10.44	84	203717	49.24	ug/L	0.00
Spiked Amount 50.000	Range 65 - 120		Recovery = 98.48%			
64) 1,2-Dichlorobenzene-d4	11.87	152	166257	51.20	ug/L	0.00
Spiked Amount 50.000	Range 80 - 120		Recovery = 102.40%			
Target Compounds						Qvalue
35) Methylcyclohexane	6.34	83	33397	7.73	ug/L #	18
59) 1,2,3-Trichloropropane	11.49	75	18406	4.90	ug/L #	87

(#) = qualifier out of range (m) = manual integration (+) = signals summed

Quantitation Report (Not Reviewed)

Data Path : W:\HPCHEM1\MSVOA_U\DATA\VU050818\
Data File : VU023740.D
Acq On : 08 May 2018 16:32
Operator : MD/SY
Sample : J2691-12
Misc : 5.0mL/MSVOA_U/WATER
ALS Vial : 16 Sample Multiplier: 1

Quant Time: May 09 03:39:39 2018
Quant Method : W:\HPCHEM1\MSVOA_U\METHOD\SOMULM050818WMA.M
Quant Title : VOC Analysis
QLast Update : Wed May 09 03:02:40 2018
Response via : Initial Calibration

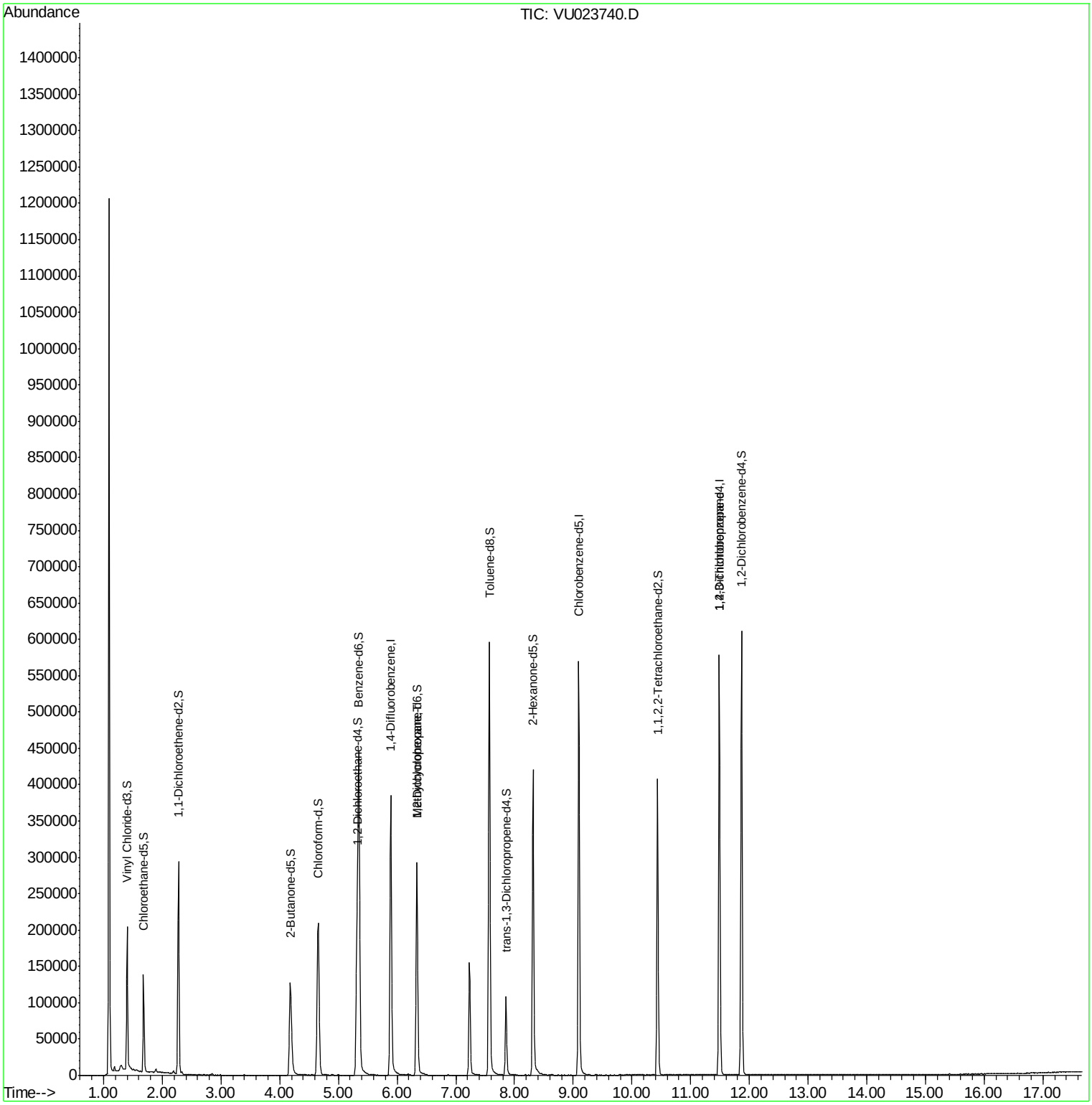

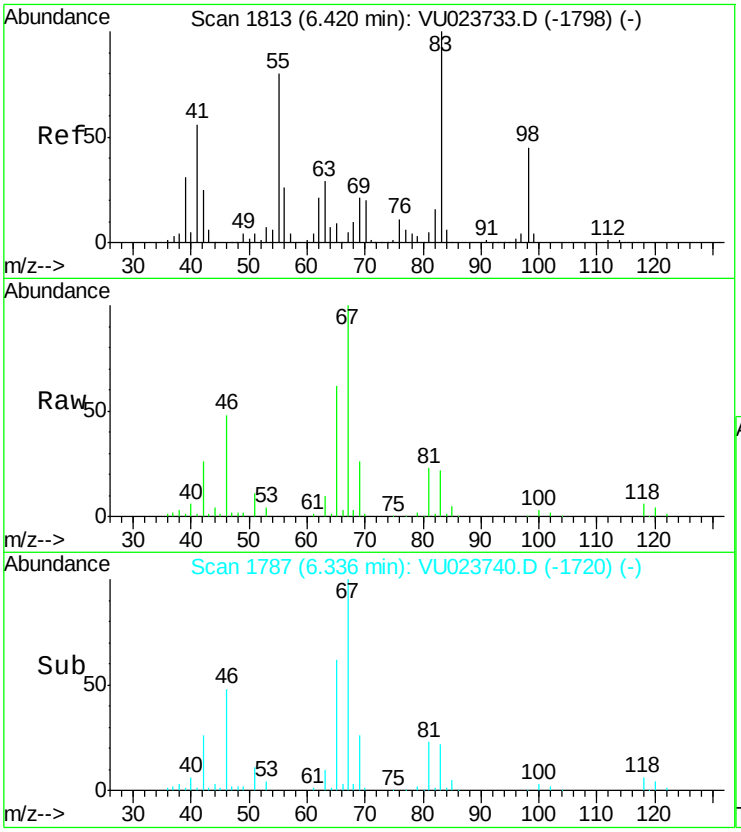

#35
Methylcyclohexane
Concen: 7.73 ug/L
RT: 6.34 min Scan# 1787
Delta R.T. -0.08 min
Lab File: VU023740.D
Acq: 08 May 2018 16:32

Tgt Ion: 83 Resp: 33397

Ion	Ratio	Lower	Upper
83	100		
55	0.2	64.8	97.2#
98	1.5	36.7	55.1#

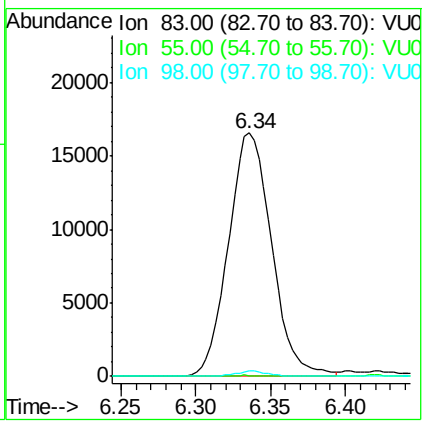

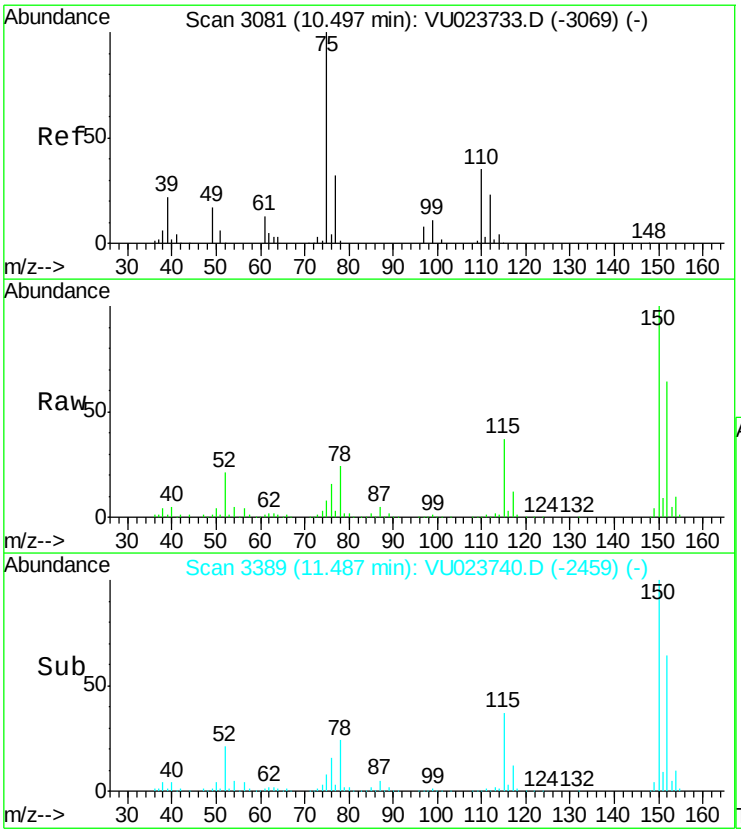

#59
1,2,3-Trichloropropane
Concen: 4.90 ug/L
RT: 11.49 min Scan# 3389
Delta R.T. 0.99 min
Lab File: VU023740.D
Acq: 08 May 2018 16:32

Tgt Ion: 75 Resp: 18406
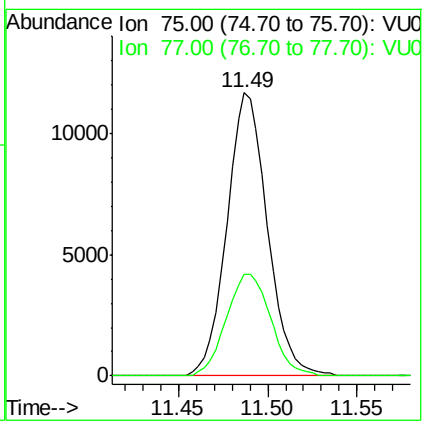
Ion	Ratio	Lower	Upper
75	100		
77	39.4	25.6	38.4#