Quantitation Report (Not Reviewed)

Data Path : Z:\VOASRV\HPCHEM1\MSVOA_U\DATA\VU051820\
Data File : VU038214.D
Acq On : 18 May 2020 12:53
Operator : JC/MD
Sample : L2657-05DL 5X
Misc : 25.0mL/MSVOA_U/WATER
ALS Vial : 1 Sample Multiplier: 1

Instrument :
MSVOA_U
ClientSampleId :

Quant Time: May 18 22:25:24 2020
Quant Method : Z:\VOASRV\HPCHEM1\MSVOA_U\METHOD\SOMUTR050720WMA.M
Quant Title : TRACE VOA SOM01.0
QLast Update : Mon May 18 22:23:30 2020
Response via : Initial Calibration

Internal Standards	R.T.	QIon	Response	Conc	Units	Dev(Min)
1) 1,4-Difluorobenzene	6.28	114	410081	5.00	ug/L	0.00
28) Chlorobenzene-d5	9.44	117	398776	5.00	ug/L	0.00
60) 1,4-Dichlorobenzene-d4	11.83	152	188686	5.00	ug/L	0.00

System Monitoring Compounds						
4) Vinyl Chloride-d3	1.61	65	102289	2.73	ug/L	0.00
Spiked Amount 5.000	Range 40 - 130		Recovery = 54.60%			
7) Chloroethane-d5	1.93	69	94170	2.90	ug/L	0.00
Spiked Amount 5.000	Range 65 - 130		Recovery = 58.00%#			
11) 1,1-Dichloroethene-d2	2.59	63	127159	2.03	ug/L	0.00
Spiked Amount 5.000	Range 60 - 125		Recovery = 40.60%#			
20) 2-Butanone-d5	4.68	46	393087	42.47	ug/L	0.00
Spiked Amount 50.000	Range 40 - 130		Recovery = 84.94%			
24) Chloroform-d	5.10	84	182882	3.21	ug/L	0.00
Spiked Amount 5.000	Range 70 - 125		Recovery = 64.20%#			
26) 1,2-Dichloroethane-d4	5.74	65	112883	3.46	ug/L	0.00
Spiked Amount 5.000	Range 70 - 130		Recovery = 69.20%#			
32) Benzene-d6	5.76	84	372627	3.12	ug/L	0.00
Spiked Amount 5.000	Range 70 - 125		Recovery = 62.40%#			
36) 1,2-Dichloropropane-d6	6.72	67	129715	3.36	ug/L	0.00
Spiked Amount 5.000	Range 60 - 140		Recovery = 67.20%			
41) Toluene-d8	7.92	98	320377	2.98	ug/L	0.00
Spiked Amount 5.000	Range 70 - 130		Recovery = 59.60%#			
43) trans-1,3-Dichloropropene-	8.20	79	48504	3.14	ug/L	0.00
Spiked Amount 5.000	Range 55 - 130		Recovery = 62.80%			
46) 2-Hexanone-d5	8.66	63	290290	39.79	ug/L	0.00
Spiked Amount 50.000	Range 45 - 130		Recovery = 79.58%			
57) 1,1,2,2-Tetrachloroethane-	10.77	84	111743	3.67	ug/L	0.00
Spiked Amount 5.000	Range 65 - 120		Recovery = 73.40%			
64) 1,2-Dichlorobenzene-d4	12.20	152	129258	3.52	ug/L	0.00
Spiked Amount 5.000	Range 80 - 120		Recovery = 70.40%#			

Target Compounds						Qvalue
17) Methyl tert-butyl Ether	3.40	73	14209	0.180	ug/L	94
22) cis-1,2-Dichloroethene	4.71	96	6019	0.180	ug/L	80
34) Trichloroethene	6.57	95	168886	5.288	ug/L	99
35) Methylcyclohexane	6.72	83	28472	0.550	ug/L #	16
37) 1,2-Dichloropropane	6.72	63	13808	0.398	ug/L #	88
47) Tetrachloroethene	8.57	164	35757	1.601	ug/L	96
48) 2-Hexanone	8.71	43	19505	1.108	ug/L	99
49) Dibromochloromethane	8.57	129	35542	1.422	ug/L #	10
59) 1,2,3-Trichloropropane	11.82	75	26179	1.125	ug/L	92

(#) = qualifier out of range (m) = manual integration (+) = signals summed

Quantitation Report (Not Reviewed)

Data Path : Z:\VOASRV\HPCHEM1\MSVOA U\DATA\VU051820\
Data File : VU038214.D
Acq On : 18 May 2020 12:53
Operator : JC/MD
Sample : L2657-05DL 5X
Misc : 25.0mL/MSVOA U/WATER
ALS Vial : 1 Sample Multiplier: 1

Instrument :
MSVOA_U
ClientSampleId :

Quant Time: May 18 22:25:24 2020
Quant Method : Z:\VOASRV\HPCHEM1\MSVOA_U\METHOD\SOMUTR050720WMA.M
Quant Title : TRACE VOA SOM01.0
QLast Update : Mon May 18 22:23:30 2020
Response via : Initial Calibration

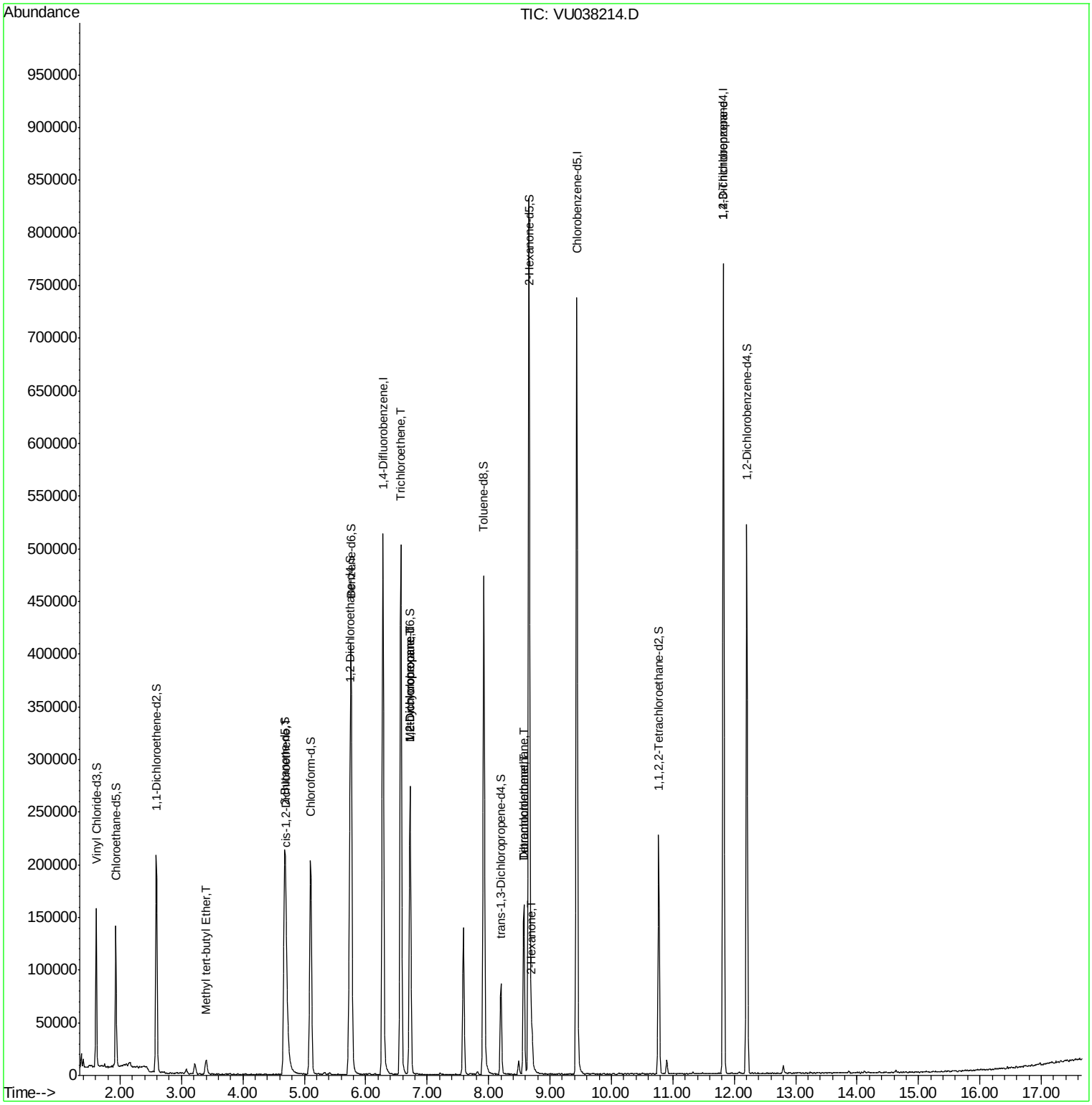

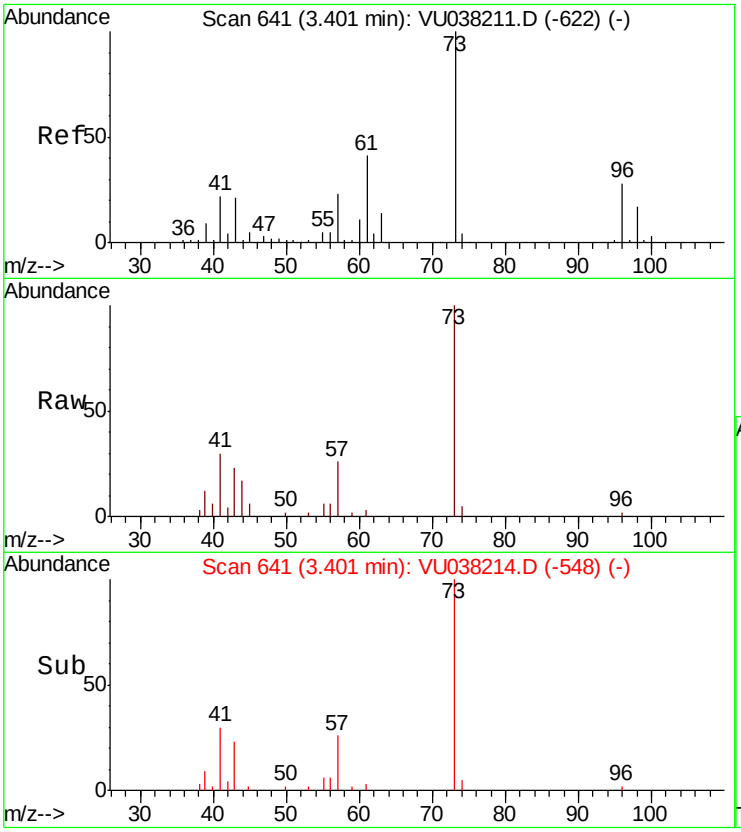

#17
Methyl tert-butyl Ether
Concen: 0.180 ug/L
RT: 3.40 min Scan# 641
Delta R.T. 0.00 min
Lab File: VU038214.D
Acq: 18 May 2020 12:53

Instrument :
MSVOA_U
ClientSampleId :

Tgt Ion: 73 Resp: 14209

Ion	Ratio	Lower	Upper
73	100		
43	25.0	16.9	25.3
57	24.2	18.2	27.2

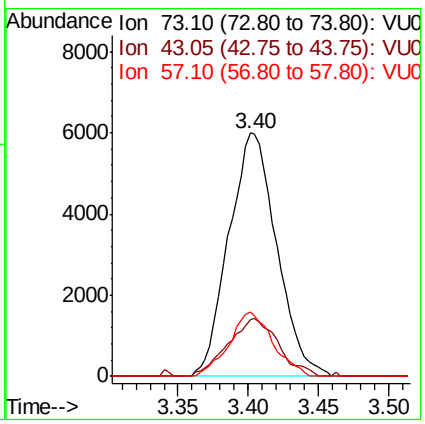

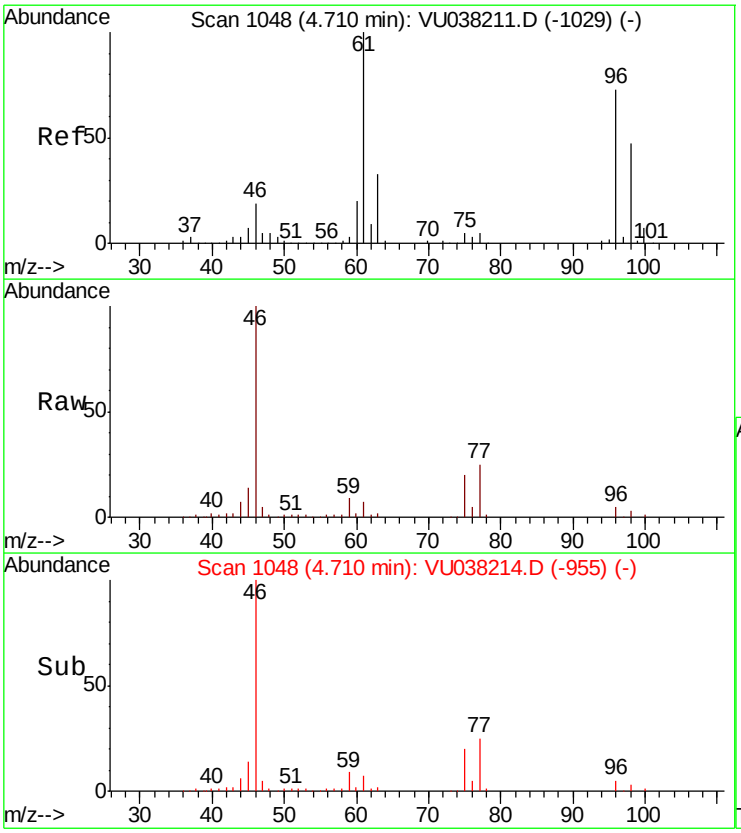

#22
cis-1,2-Dichloroethene
Concen: 0.180 ug/L
RT: 4.71 min Scan# 1048
Delta R.T. 0.00 min
Lab File: VU038214.D
Acq: 18 May 2020 12:53

Tgt Ion: 96 Resp: 6019

Ion	Ratio	Lower	Upper
96	100		
61	159.6	95.3	176.9
68	0.0	0.0	0.0

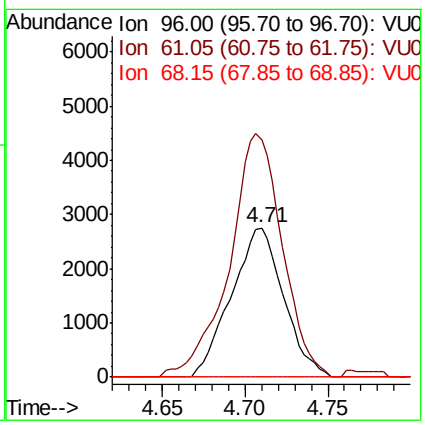

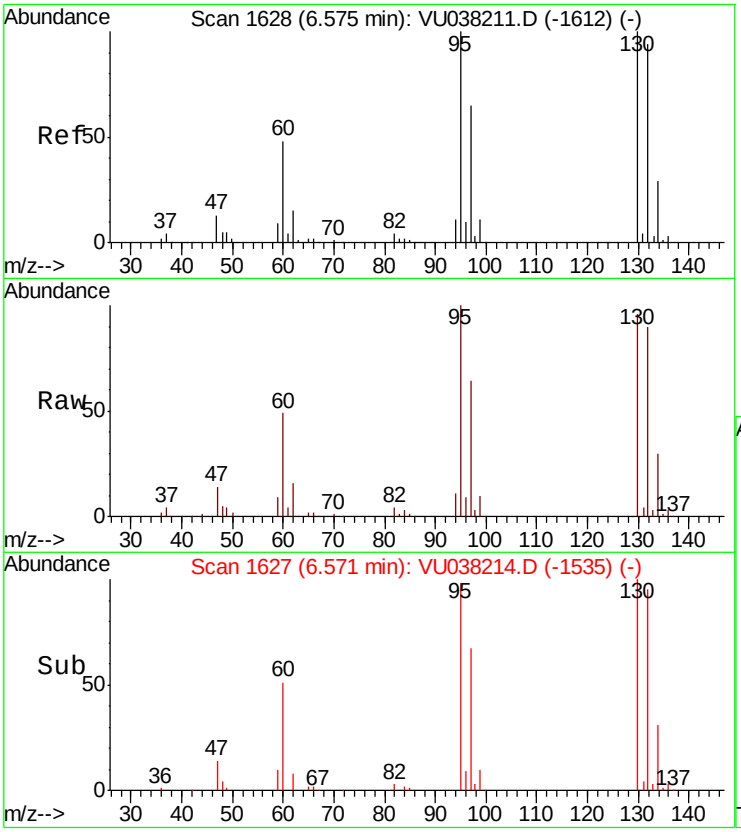

#34
Trichloroethene
Concen: 5.288 ug/L
RT: 6.57 min Scan# 1627
Delta R.T. -0.00 min
Lab File: VU038214.D
Acq: 18 May 2020 12:53

Instrument :
MSVOA_U
ClientSampleId :

Tgt Ion: 95 Resp: 168886

Ion	Ratio	Lower	Upper
95	100		
97	64.2	44.9	83.3
132	90.4	63.3	117.5
130	95.6	65.7	122.1

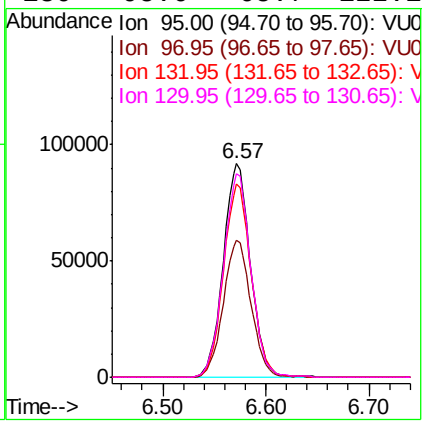

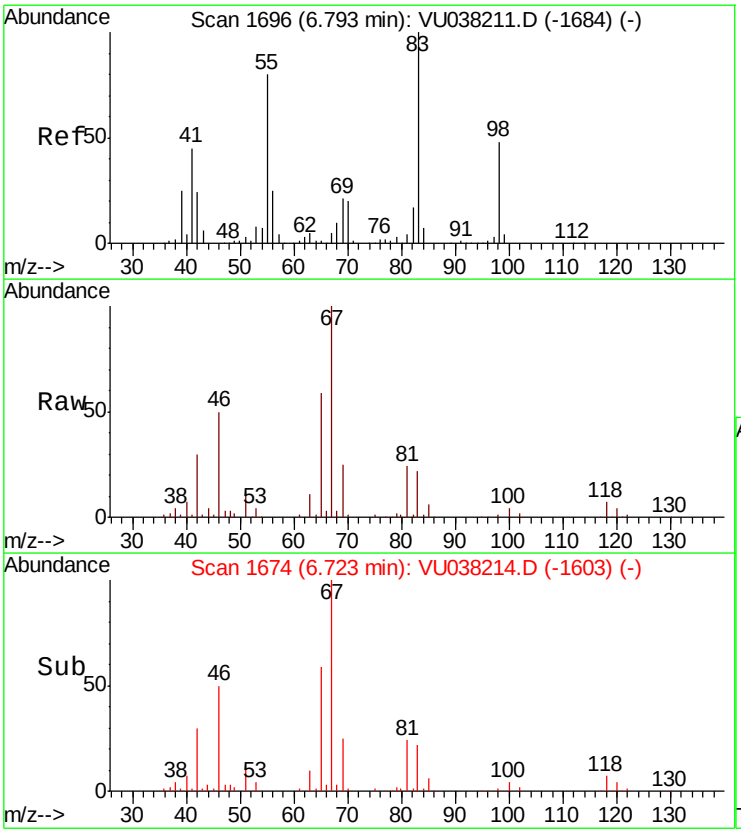

#35
Methylcyclohexane
Concen: 0.550 ug/L
RT: 6.72 min Scan# 1674
Delta R.T. -0.07 min
Lab File: VU038214.D
Acq: 18 May 2020 12:53

Tgt Ion: 83 Resp: 28472

Ion	Ratio	Lower	Upper
83	100		
55	0.1	66.7	100.1#
98	1.5	39.4	59.2#

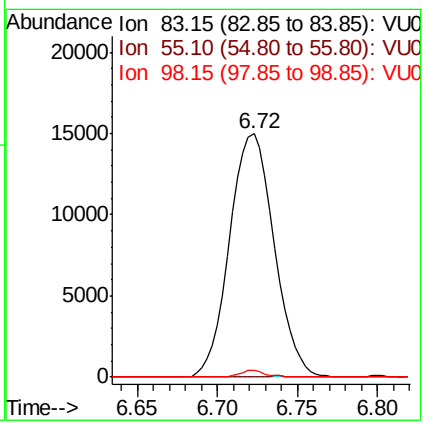

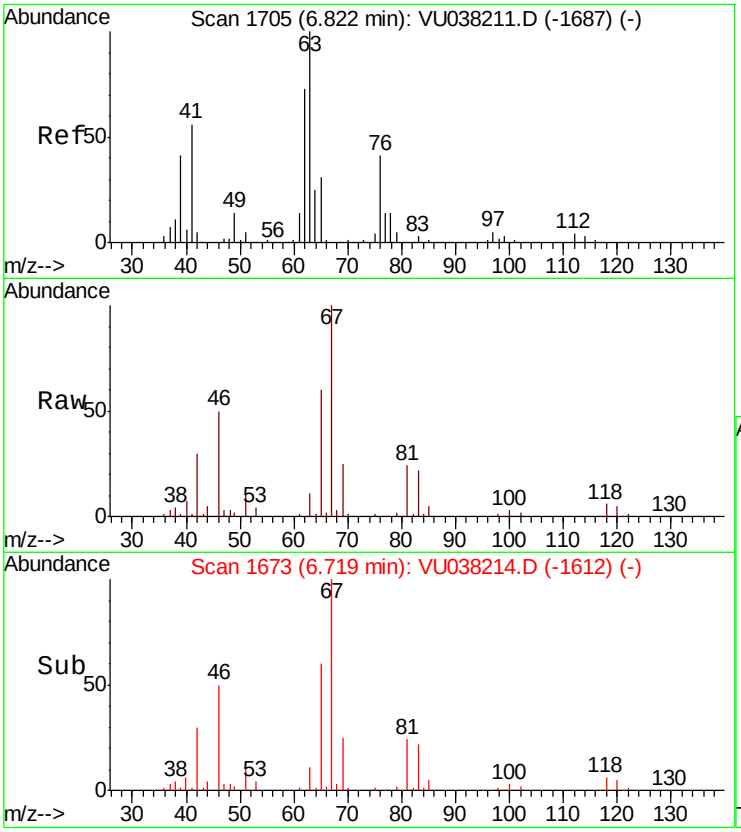

#37
1,2-Dichloropropane
Concen: 0.398 ug/L
RT: 6.72 min Scan# 1673
Delta R.T. -0.10 min
Lab File: VU038214.D
Acq: 18 May 2020 12:53

Instrument :
MSVOA_U
ClientSampleId :

Tgt Ion: 63 Resp: 13808

Ion	Ratio	Lower	Upper
63	100		
112	0.0	3.1	4.7#

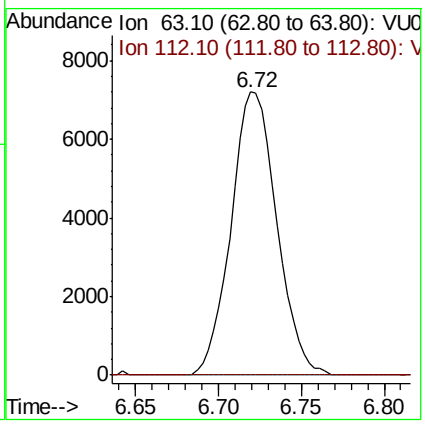

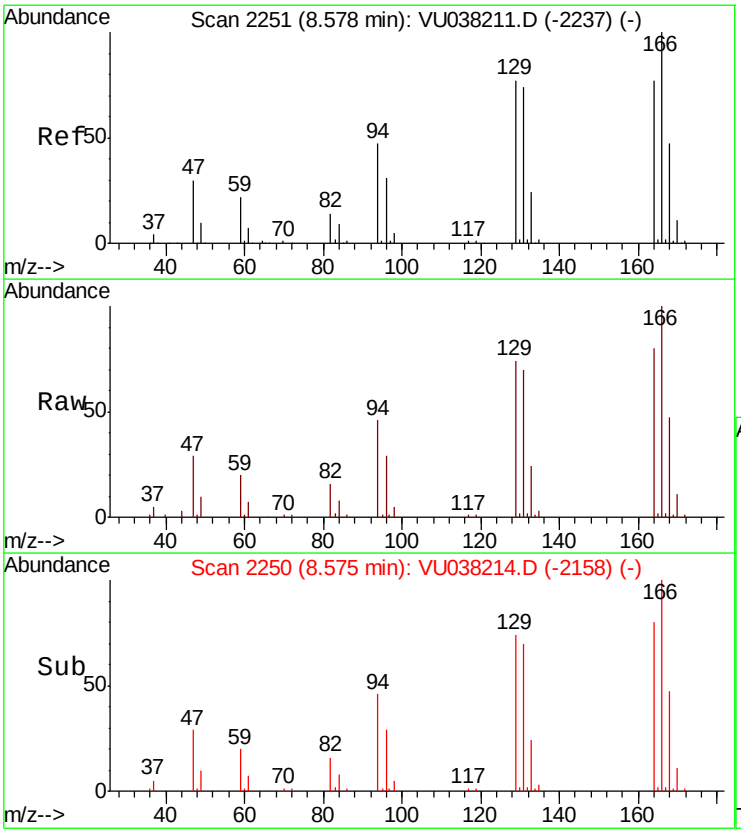

#47
Tetrachloroethene
Concen: 1.601 ug/L
RT: 8.57 min Scan# 2250
Delta R.T. -0.00 min
Lab File: VU038214.D
Acq: 18 May 2020 12:53

Tgt Ion:164 Resp: 35757

Ion	Ratio	Lower	Upper
164	100		
129	93.3	68.8	127.8
131	88.2	66.8	124.2
166	125.6	88.9	165.1

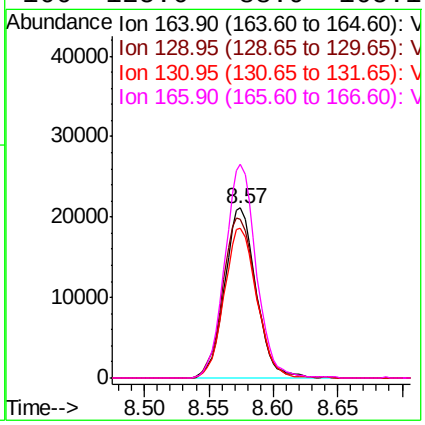

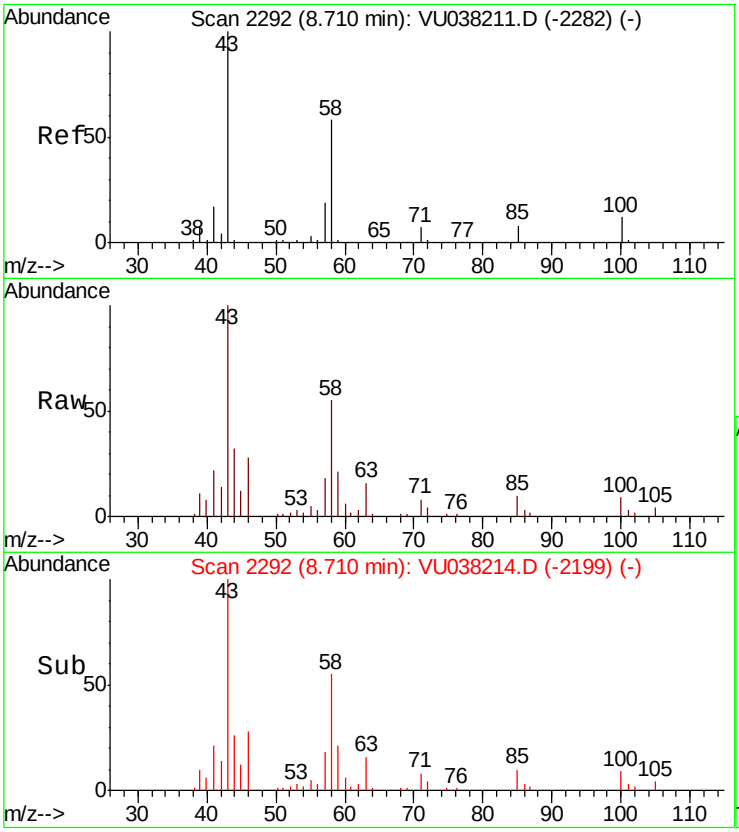

#48
2-Hexanone
Concen: 1.108 ug/L
RT: 8.71 min Scan# 2292
Delta R.T. 0.00 min
Lab File: VU038214.D
Acq: 18 May 2020 12:53

Instrument :
MSVOA_U
ClientSampleId :

Tgt Ion: 43 Resp: 19505

Ion	Ratio	Lower	Upper
43	100		
58	56.1	45.2	67.8
57	19.9	15.5	23.3
100	9.9	9.5	14.3

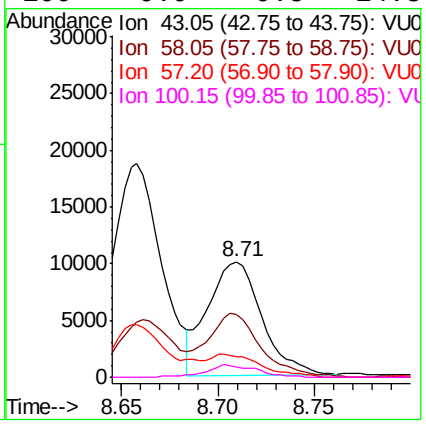

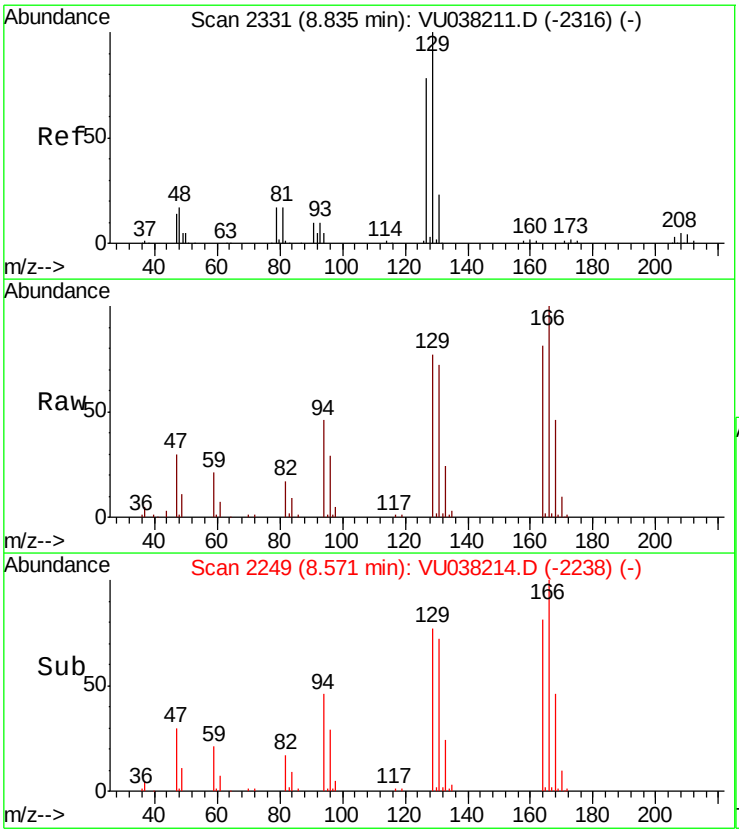

#49
Dibromochloromethane
Concen: 1.422 ug/L
RT: 8.57 min Scan# 2249
Delta R.T. -0.26 min
Lab File: VU038214.D
Acq: 18 May 2020 12:53

Tgt Ion:129 Resp: 35542

Ion	Ratio	Lower	Upper
129	100		
127	0.0	55.6	103.4#

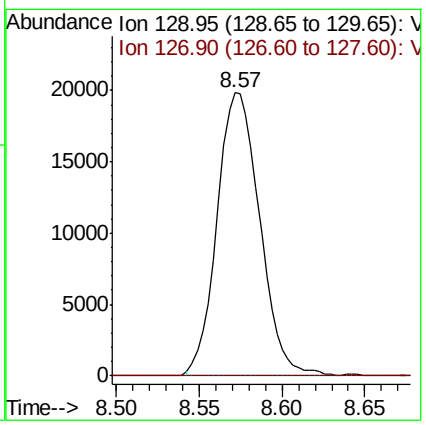

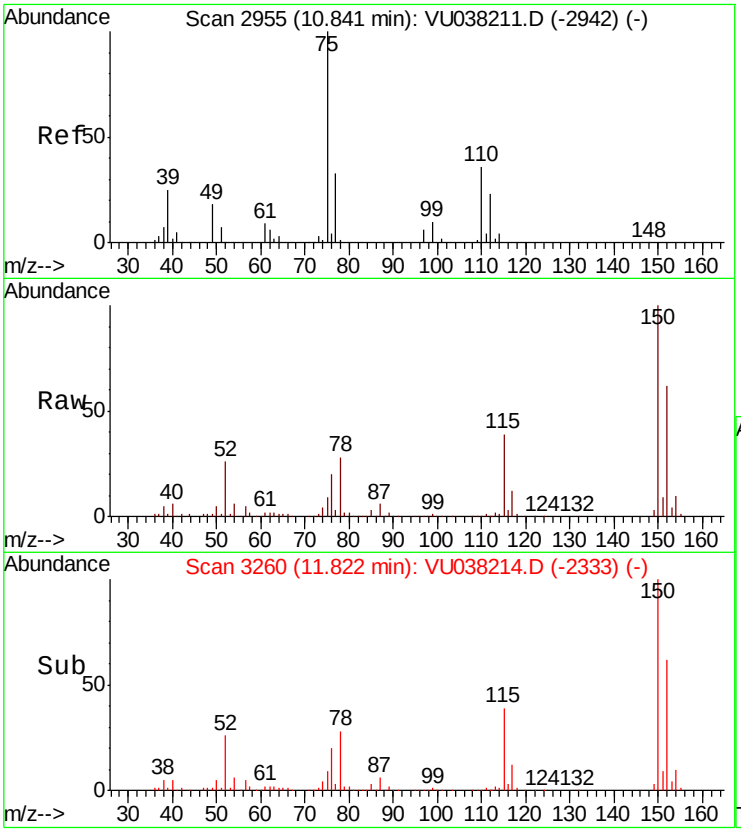

#59
1,2,3-Trichloropropane
Concen: 1.125 ug/L
RT: 11.82 min Scan# 3260
Delta R.T. 0.98 min
Lab File: VU038214.D
Acq: 18 May 2020 12:53

Instrument :
MSVOA_U
ClientSampleId :

Tgt Ion: 75 Resp: 26179
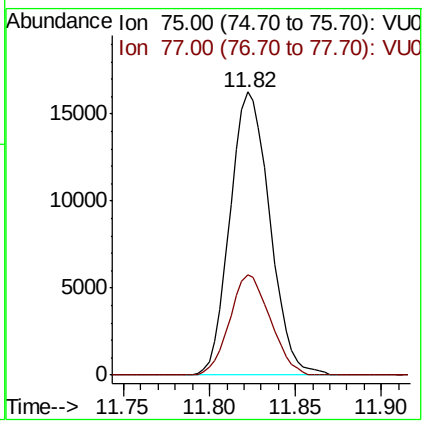
Ion	Ratio	Lower	Upper
75	100		
77	36.0	25.4	38.0