LSC Area Percent Report

Data Path : Z:\VOASRV\HPCHEM1\MSVOA U\DATA\VU052119\
Data File : VU032201.D
Acq On : 21 May 2019 15:45
Operator : JC/SP
Sample : K2862-11
Misc : 5.0mL/MSVOA U/WATER
ALS Vial : 19 Sample Multiplier: 1

Instrument :
MSVOA_U
ClientSampleId :
BFHJ4

Integration Parameters: LSCINT.P
Integrator: RTE
Smoothing : OFF Filtering: 5
Sampling : 1 Min Area: 0 % of largest Peak
Start Thrs: 0.2 Max Peaks: 100
Stop Thrs : 0 Peak Location: TOP

If leading or trailing edge < 100 prefer < Baseline drop else tangent >
Peak separation: 5

Method : Z:\VOASRV\HPCHEM1\MSVOA_U\METHOD\SOMULM052119WMA.M
Title : VOC Analysis

Signal : TIC

peak #	R.T. min	first scan	max scan	last scan	PK TY	peak height	corr. area	corr. % max.	% of total
1	1.396	89	95	105	rBV	414587	416474	14.12%	1.872%
2	1.672	174	181	196	rVB	307621	396200	13.44%	1.781%
3	2.267	356	366	379	rBV	699039	1064708	36.11%	4.787%
4	2.553	451	455	457	rBV2	967	755	0.03%	0.003%
5	2.649	480	485	488	rBV2	842	765	0.03%	0.003%
6	2.666	488	490	494	rVB2	862	558	0.02%	0.003%
7	2.704	494	502	508	rBV3	1348	1968	0.07%	0.009%
8	2.733	508	511	515	rBV2	964	830	0.03%	0.004%
9	2.804	527	533	534	rBV3	1134	887	0.03%	0.004%
10	2.820	534	538	540	rBV2	2193	2019	0.07%	0.009%
11	2.936	569	574	576	rBV2	485	392	0.01%	0.002%
12	2.974	584	586	589	rVB	822	327	0.01%	0.001%
13	3.006	595	596	599	rVB2	374	176	0.01%	0.001%
14	3.022	599	601	603	rBV	265	153	0.01%	0.001%
15	3.067	612	615	617	rBV2	535	362	0.01%	0.002%
16	3.093	620	623	624	rBV	400	243	0.01%	0.001%
17	3.154	640	642	644	rBV	125	59	0.00%	0.000%
18	3.167	644	646	651	rVV2	276	174	0.01%	0.001%
19	3.193	652	654	657	rVB2	739	387	0.01%	0.002%
20	3.209	657	659	660	rBV2	350	145	0.00%	0.001%
21	3.248	670	671	673	rVB	166	57	0.00%	0.000%
22	3.286	676	683	687	rBV3	810	982	0.03%	0.004%
23	3.334	694	698	701	rBV3	689	572	0.02%	0.003%
24	3.370	706	709	712	rVV	581	401	0.01%	0.002%
25	3.412	719	722	724	rVB	444	221	0.01%	0.001%
26	3.437	728	730	731	rVV	468	161	0.01%	0.001%
27	3.463	734	738	744	rVB3	525	492	0.02%	0.002%
28	3.492	744	747	753	rBV2	416	333	0.01%	0.001%
29	3.527	753	758	761	rVV3	350	371	0.01%	0.002%
30	3.556	765	767	770	rVB	430	203	0.01%	0.001%
31	3.630	787	790	791	rBV	278	108	0.00%	0.000%
32	3.714	814	816	819	rBV2	490	323	0.01%	0.001%
33	3.788	835	839	841	rBV2	720	471	0.02%	0.002%
34	3.849	856	858	861	rBV3	279	190	0.01%	0.001%

LSC Area Percent Report

Data Path : Z:\VOASRV\HPCHEM1\MSVOA U\DATA\VU052119\
Data File : VU032201.D
Acq On : 21 May 2019 15:45
Operator : JC/SP
Sample : K2862-11
Misc : 5.0mL/MSVOA U/WATER
ALS Vial : 19 Sample Multiplier: 1

Instrument :
MSVOA_U
ClientSampleId :
BFHJ4

Integration Parameters: LSCINT.P
Integrator: RTE
Smoothing : OFF Filtering: 5
Sampling : 1 Min Area: 0 % of largest Peak
Start Thrs: 0.2 Max Peaks: 100
Stop Thrs : 0 Peak Location: TOP

If leading or trailing edge < 100 prefer < Baseline drop else tangent >
Peak separation: 5

Method : Z:\VOASRV\HPCHEM1\MSVOA_U\METHOD\SOMULM052119WMA.M
Title : VOC Analysis

35	3.887	866	870	873	rBV2	330	234	0.01%	0.001%
36	3.903	873	875	876	rBV	129	34	0.00%	0.000%
37	3.920	876	880	884	rVB2	367	301	0.01%	0.001%
38	3.961	890	893	895	rVB2	407	204	0.01%	0.001%
39	3.977	895	898	899	rBV2	498	245	0.01%	0.001%
40	4.035	914	916	919	rBV	238	108	0.00%	0.000%
41	4.058	919	923	925	rBV	347	262	0.01%	0.001%
42	4.100	931	936	940	rBV3	674	664	0.02%	0.003%
43	4.170	945	958	988	rBV	217008	590913	20.04%	2.657%
44	4.379	1013	1023	1048	rVB2	93784	221587	7.51%	0.996%
45	4.643	1089	1105	1127	rBV2	475475	1129564	38.31%	5.078%
46	5.087	1240	1243	1246	rBV3	709	454	0.02%	0.002%
47	5.151	1260	1263	1266	rVB2	342	280	0.01%	0.001%
48	5.173	1266	1270	1271	rBV2	563	382	0.01%	0.002%
49	5.238	1285	1290	1291	rBV2	563	382	0.01%	0.002%
50	5.334	1297	1320	1371	rBV2	982951	2948799	100.00%	13.258%
51	5.881	1477	1490	1523	rBV	862661	1767349	59.93%	7.946%
52	6.325	1614	1628	1658	rBV	604945	1228398	41.66%	5.523%
53	6.527	1689	1691	1692	rBV2	791	289	0.01%	0.001%
54	6.771	1760	1767	1772	rBV4	983	1129	0.04%	0.005%
55	6.794	1772	1774	1776	rBV3	384	168	0.01%	0.001%
56	6.997	1835	1837	1839	rBV3	308	163	0.01%	0.001%
57	7.026	1843	1846	1853	rVB3	909	732	0.02%	0.003%
58	7.064	1853	1858	1861	rBV4	791	767	0.03%	0.003%
59	7.138	1879	1881	1882	rBV	254	106	0.00%	0.000%
60	7.183	1892	1895	1896	rBV	441	252	0.01%	0.001%
61	7.225	1896	1908	1933	rBV	315685	589024	19.98%	2.648%
62	7.562	1999	2013	2037	rBV	1340866	2433723	82.53%	10.942%
63	7.845	2091	2101	2125	rBV	222773	390477	13.24%	1.756%
64	8.151	2190	2196	2198	rBV4	1380	1366	0.05%	0.006%
65	8.308	2234	2245	2279	rBV	685964	1318305	44.71%	5.927%
66	9.038	2471	2472	2474	rBV2	687	296	0.01%	0.001%
67	9.087	2474	2487	2514	rBV	1276034	2198302	74.55%	9.883%
68	9.440	2592	2597	2599	rBV2	967	818	0.03%	0.004%
69	9.604	2645	2648	2650	rBV2	713	351	0.01%	0.002%
70	9.752	2692	2694	2696	rBV	849	525	0.02%	0.002%
71	9.787	2701	2705	2706	rBV2	655	408	0.01%	0.002%

LSC Area Percent Report

Data Path : Z:\VOASRV\HPCHEM1\MSVOA U\DATA\VU052119\
Data File : VU032201.D
Acq On : 21 May 2019 15:45
Operator : JC/SP
Sample : K2862-11
Misc : 5.0mL/MSVOA U/WATER
ALS Vial : 19 Sample Multiplier: 1

Instrument :
MSVOA_U
ClientSampleId :
BFHJ4

Integration Parameters: LSCINT.P
Integrator: RTE
Smoothing : OFF Filtering: 5
Sampling : 1 Min Area: 0 % of largest Peak
Start Thrs: 0.2 Max Peaks: 100
Stop Thrs : 0 Peak Location: TOP

If leading or trailing edge < 100 prefer < Baseline drop else tangent >
Peak separation: 5

Method : Z:\VOASRV\HPCHEM1\MSVOA_U\METHOD\SOMULM052119WMA.M
Title : VOC Analysis

72	9.797	2706	2708	2710	rBV3	725	408	0.01%	0.002%
73	9.945	2751	2754	2757	rBV2	539	440	0.01%	0.002%
74	10.083	2793	2797	2799	rBV3	764	557	0.02%	0.003%
75	10.212	2834	2837	2842	rBV4	730	677	0.02%	0.003%
76	10.308	2863	2867	2868	rBV2	520	359	0.01%	0.002%
77	10.427	2889	2904	2929	rBV	938733	1536123	52.09%	6.906%
78	10.758	3003	3007	3010	rBV2	953	742	0.03%	0.003%
79	10.845	3031	3034	3038	rBV	858	662	0.02%	0.003%
80	11.083	3101	3108	3116	rBV7	1880	2603	0.09%	0.012%
81	11.479	3219	3231	3263	rBV	1136530	1866533	63.30%	8.392%
82	11.855	3336	3348	3374	rBV	1262671	2106746	71.44%	9.472%
83	12.475	3538	3541	3552	rVB9	1819	2179	0.07%	0.010%
84	12.691	3602	3608	3610	rBV4	990	1028	0.03%	0.005%
85	12.819	3646	3648	3651	rBV2	710	451	0.02%	0.002%
86	13.495	3855	3858	3860	rBV3	751	552	0.02%	0.002%
87	14.250	4090	4093	4099	rBV6	1330	1530	0.05%	0.007%
88	14.768	4251	4254	4258	rBV2	1488	989	0.03%	0.004%

Sum of corrected areas: 22242407

LSC Report - Integrated Chromatogram

Data Path : Z:\VOASRV\HPCHEM1\MSVOA U\DATA\VU052119\
Data File : VU032201.D
Acq On : 21 May 2019 15:45
Operator : JC/SP
Sample : K2862-11
Misc : 5.0mL/MSVOA U/WATER
ALS Vial : 19 Sample Multiplier: 1

Instrument :
MSVOA_U
ClientSampleId :
BFHJ4

Quant Method : Z:\VOASRV\HPCHEM1\MSVOA_U\METHOD\SOMULM052119WMA.M
Quant Title : VOC Analysis

TIC Library : C:\DATABASE\NIST11.L
TIC Integration Parameters: LSCINT.P

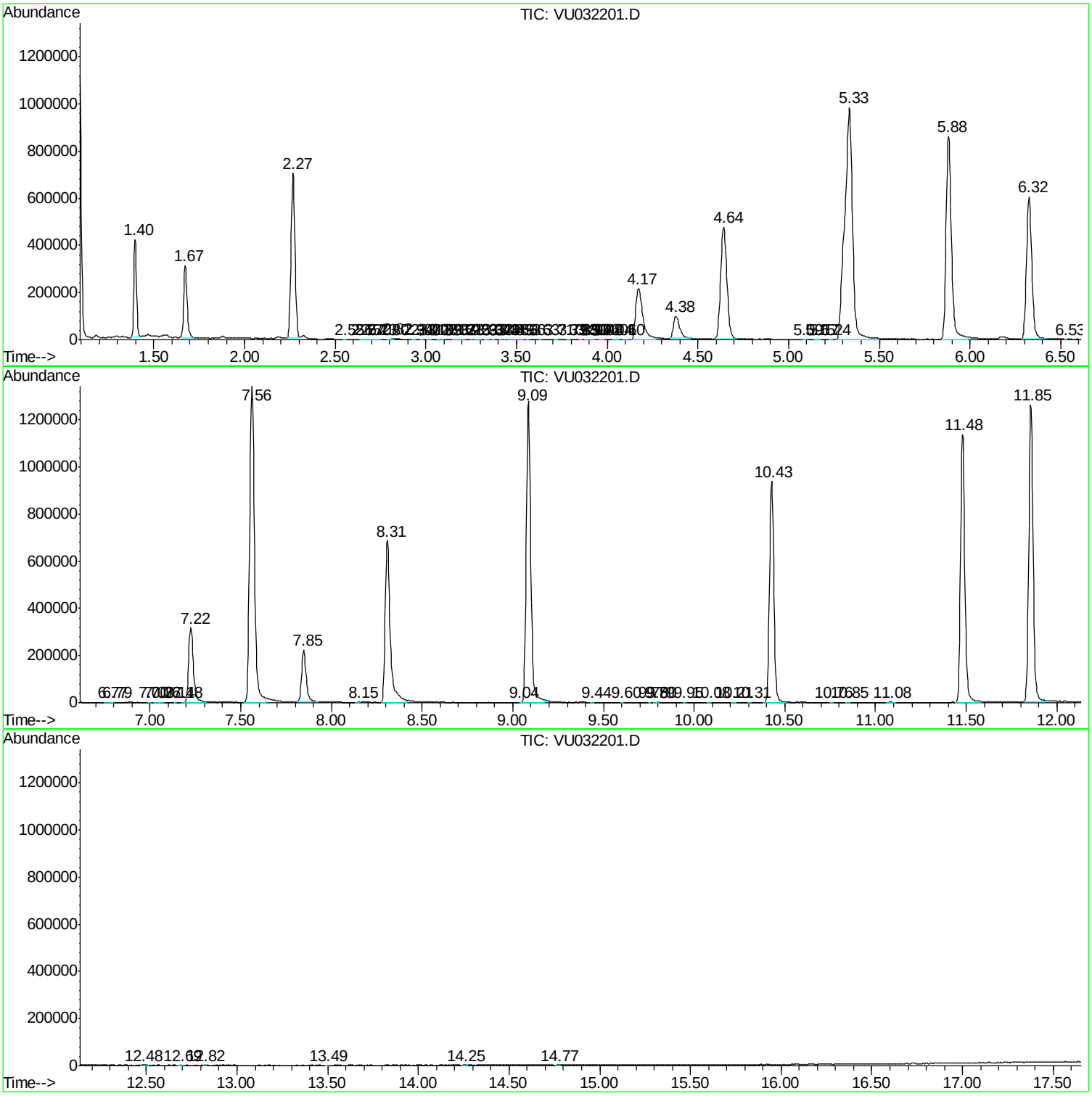

Library Search Compound Report

Data Path : Z:\VOASRV\HPCHEM1\MSVOA U\DATA\VU052119\
Data File : VU032201.D
Acq On : 21 May 2019 15:45
Operator : JC/SP
Sample : K2862-11
Misc : 5.0mL/MSVOA U/WATER
ALS Vial : 19 Sample Multiplier: 1

Instrument :
MSVOA_U
ClientSampleId :
BFHJ4

Quant Method : Z:\VOASRV\HPCHEM1\MSVOA_U\METHOD\SOMULM052119WMA.M
Quant Title : VOC Analysis

TIC Library : C:\DATABASE\NIST11.L
TIC Integration Parameters: LSCINT.P

****

Peak Number 1 Ethyl Acetate Concentration Rank 2

R.T.	EstConc	Area	Relative to ISTD	R.T.
4.38	6.27 ug/L	221587	1,4-Difluorobenzene	5.88

Hit# of 5	Tentative ID	MW	MolForm	CAS#	Qual
1	Ethyl Acetate	88	C4H8O2	000141-78-6	90
2	Ethyl Acetate	88	C4H8O2	000141-78-6	90
3	Ethyl Acetate	88	C4H8O2	000141-78-6	83
4	Ethyl Acetate	88	C4H8O2	000141-78-6	83
5	CH3C(O)CH2CH2OH	88	C4H8O2	000590-90-9	40

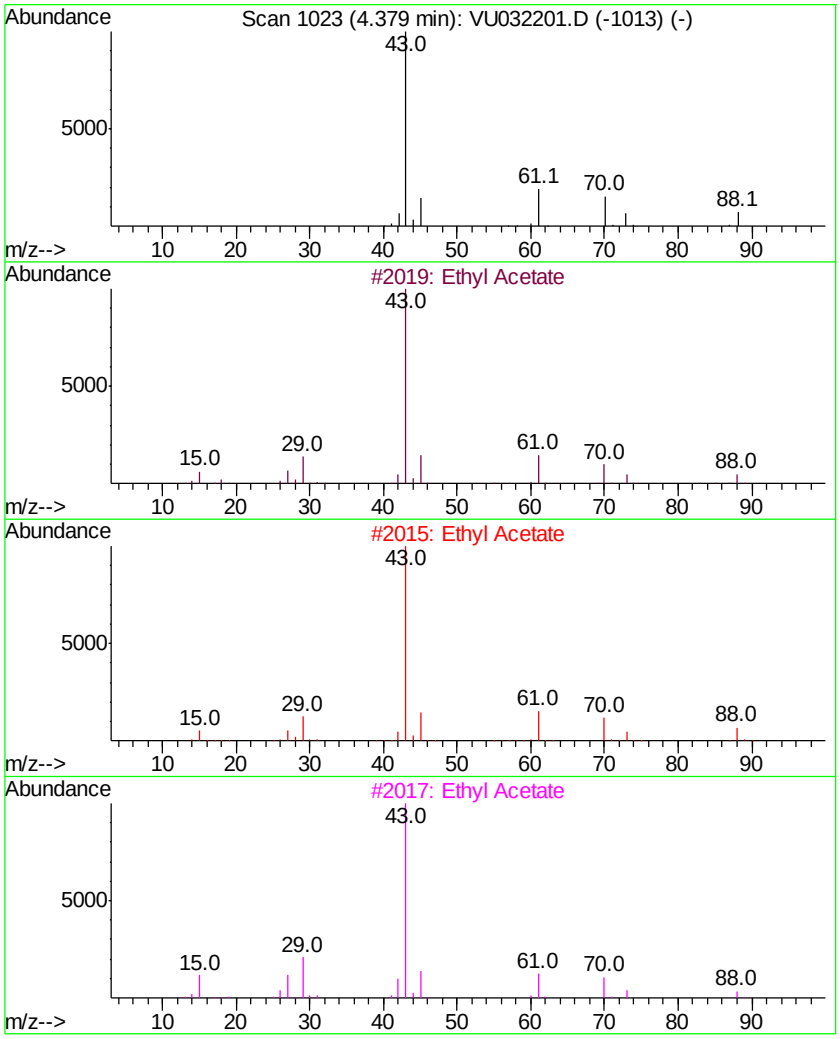

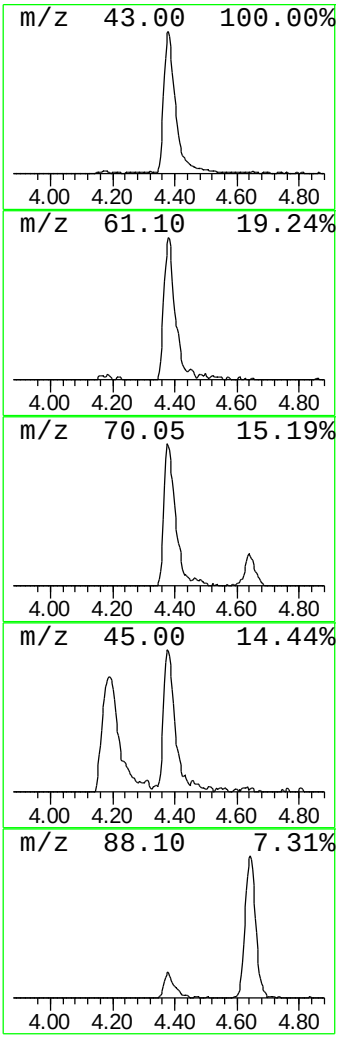

Tentatively Identified Compound (LSC) summary

Data Path : Z:\VOASRV\HPCHEM1\MSVOA_U\DATA\VU052119\
Data File : VU032201.D
Acq On : 21 May 2019 15:45
Operator : JC/SP
Sample : K2862-11
Misc : 5.0mL/MSVOA_U/WATER
ALS Vial : 19 Sample Multiplier: 1

Instrument :
MSVOA_U
ClientSampleId :
BFHJ4

Quant Method : Z:\VOASRV\HPCHEM1\MSVOA_U\METHOD\SOMULM052119WMA.M
Quant Title : VOC Analysis

TIC Library : C:\DATABASE\NIST11.L
TIC Integration Parameters: LSCINT.P

TIC Top Hit name	RT	EstConc	Units	Response	Internal Standard #	RT	Resp	Conc
Ethyl Acetate	4.38	6.3	ug/L	221587	1	5.88	1767350	50.0