Quantitation Report (QT/LSC Reviewed)

Data Path : Z:\VOASRV\HPCHEM1\MSVOA_U\DATA\VU060420\
Data File : VU038529.D
Acq On : 03 Jun 2020 21:17
Operator : SY/MD
Sample : L2844-21
Misc : 25.0mL/MSVOA_U/WATER
ALS Vial : 1 Sample Multiplier: 1

Instrument :
MSVOA_U
ClientSampleId :
C0AG2

Quant Time: Jun 04 04:40:19 2020
Quant Method : Z:\VOASRV\HPCHEM1\MSVOA_U\METHOD\SOMUTR053120WMA.M
Quant Title : TRACE VOA SOM01.0
QLast Update : Thu Jun 04 01:48:03 2020
Response via : Initial Calibration

Internal Standards	R.T.	QIon	Response	Conc	Units	Dev(Min)
1) 1,4-Difluorobenzene	6.28	114	289914	5.00	ug/L	0.00
28) Chlorobenzene-d5	9.44	117	283771	5.00	ug/L	0.00
60) 1,4-Dichlorobenzene-d4	11.83	152	138422	5.00	ug/L	0.00

System Monitoring Compounds						
4) Vinyl Chloride-d3	1.61	65	54560	2.91	ug/L	0.00
Spiked Amount 5.000	Range 40 - 130		Recovery = 58.20%			
7) Chloroethane-d5	1.93	69	57481	3.99	ug/L	0.00
Spiked Amount 5.000	Range 65 - 130		Recovery = 79.80%			
11) 1,1-Dichloroethene-d2	2.59	63	98385	2.66	ug/L	0.00
Spiked Amount 5.000	Range 60 - 125		Recovery = 53.20%#			
20) 2-Butanone-d5	4.67	46	343473	60.26	ug/L	-0.02
Spiked Amount 50.000	Range 40 - 130		Recovery = 120.52%			
24) Chloroform-d	5.10	84	174625	4.95	ug/L	0.00
Spiked Amount 5.000	Range 70 - 125		Recovery = 99.00%			
26) 1,2-Dichloroethane-d4	5.74	65	108155	5.40	ug/L	0.00
Spiked Amount 5.000	Range 70 - 130		Recovery = 108.00%			
32) Benzene-d6	5.76	84	336818	4.75	ug/L	0.00
Spiked Amount 5.000	Range 70 - 125		Recovery = 95.00%			
36) 1,2-Dichloropropane-d6	6.72	67	109323	5.02	ug/L	0.00
Spiked Amount 5.000	Range 60 - 140		Recovery = 100.40%			
41) Toluene-d8	7.92	98	276434	4.35	ug/L	0.00
Spiked Amount 5.000	Range 70 - 130		Recovery = 87.00%			
43) trans-1,3-Dichloropropene-	8.20	79	42167	4.50	ug/L	0.00
Spiked Amount 5.000	Range 55 - 130		Recovery = 90.00%			
46) 2-Hexanone-d5	8.65	63	291282	62.96	ug/L	0.00
Spiked Amount 50.000	Range 45 - 130		Recovery = 125.92%			
57) 1,1,2,2-Tetrachloroethane-	10.77	84	103891	5.62	ug/L	0.00
Spiked Amount 5.000	Range 65 - 120		Recovery = 112.40%			
64) 1,2-Dichlorobenzene-d4	12.20	152	125243	5.25	ug/L	0.00
Spiked Amount 5.000	Range 80 - 120		Recovery = 105.00%			

Target Compounds						Qvalue
13) Acetone	2.67	43	13908	3.728	ug/L	95

(#) = qualifier out of range (m) = manual integration (+) = signals summed

Quantitation Report (QT/LSC Reviewed)

Data Path : Z:\VOASRV\HPCHEM1\MSVOA U\DATA\VU060420\
Data File : VU038529.D
Acq On : 03 Jun 2020 21:17
Operator : SY/MD
Sample : L2844-21
Misc : 25.0mL/MSVOA U/WATER
ALS Vial : 1 Sample Multiplier: 1

Instrument :
MSVOA_U
ClientSampleId :
C0AG2

Quant Time: Jun 04 04:40:19 2020
Quant Method : Z:\VOASRV\HPCHEM1\MSVOA_U\METHOD\SOMUTR053120WMA.M
Quant Title : TRACE VOA SOM01.0
QLast Update : Thu Jun 04 01:48:03 2020
Response via : Initial Calibration

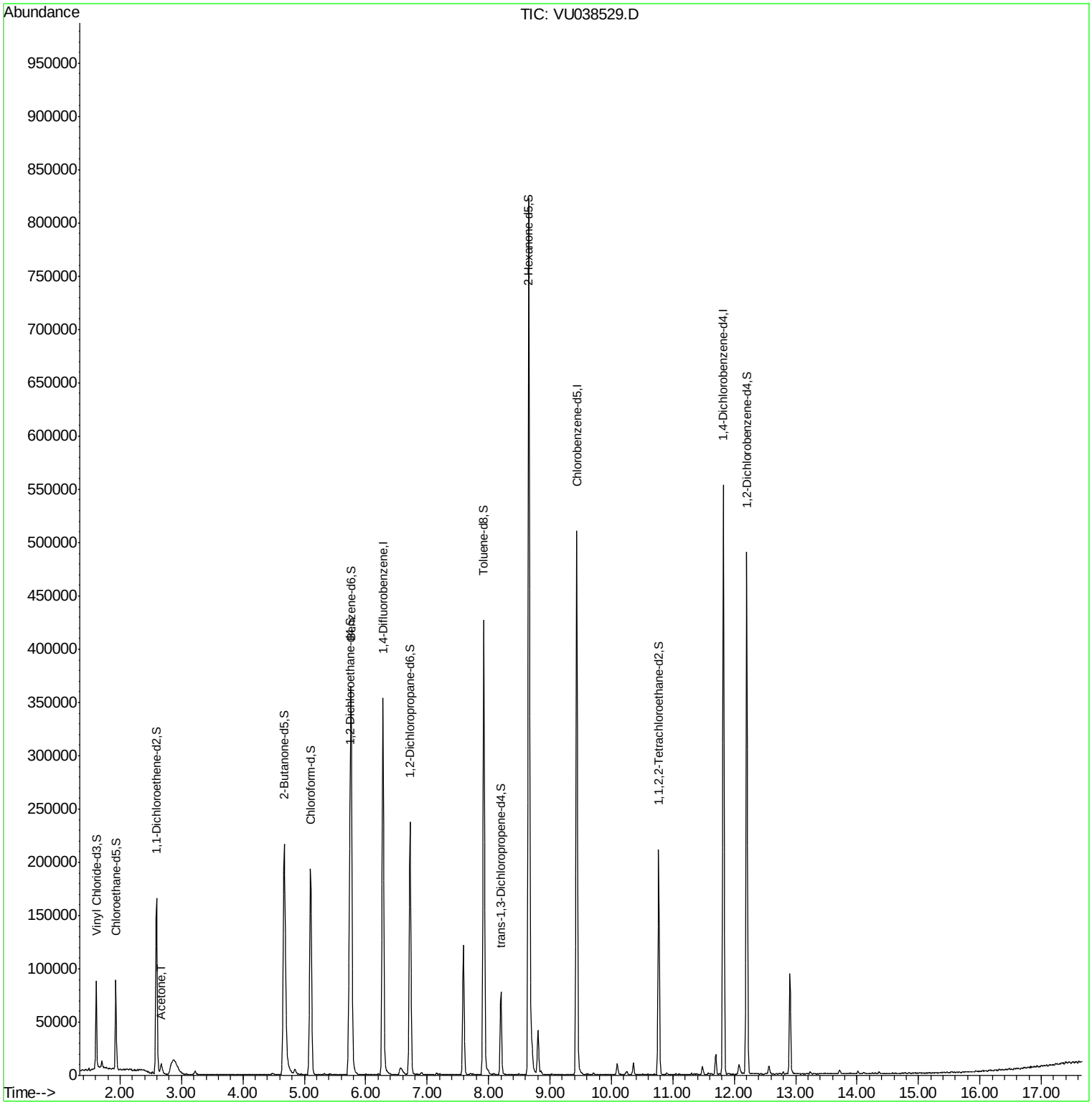

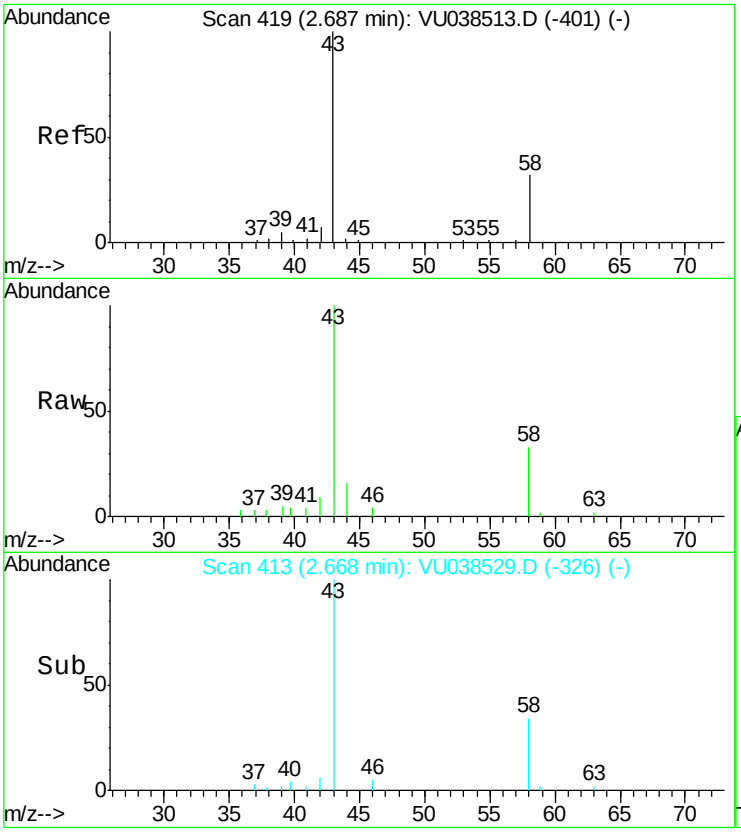

#13
Acetone
Concen: 3.728 ug/L
RT: 2.67 min Scan# 413
Delta R.T. -0.02 min
Lab File: VU038529.D
Acq: 03 Jun 2020 21:17

Instrument :
MSVOA_U
ClientSampleId :
C0AG2

Tgt Ion: 43 Resp: 13908
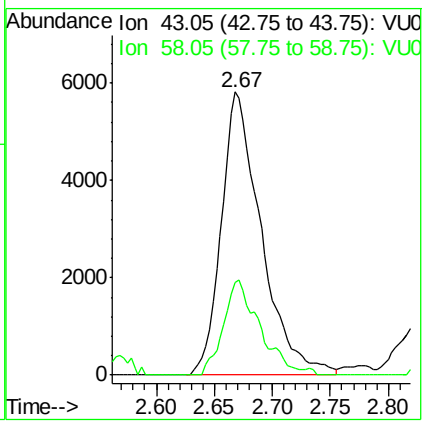
Ion	Ratio	Lower	Upper
43	100		
58	30.2	0.0	65.6