Quantitation Report (QT/LSC Reviewed)

Data Path : Z:\voasrv\HPCHEM1\MSVOA_U\Data\VU061422\
Data File : VU049116.D
Acq On : 14 Jun 2022 16:09
Operator : SY/MD
Sample : N3278-05 20X
Misc : 25.0mL/MSVOA_U/WATER
ALS Vial : 16 Sample Multiplier: 1

Instrument :
MSVOA_U
ClientSampleId :
C0BD2

Quant Time: Jun 15 03:17:36 2022
Quant Method : Z:\voasrv\HPCHEM1\MSVOA_U\Method\SFAMUTR061422WMA.M
Quant Title : TRACE VOA SFAM1.0
QLast Update : Wed Jun 15 03:15:08 2022
Response via : Initial Calibration

Compound	R.T.	QIon	Response	Conc	Units	Dev(Min)
Internal Standards						
1) 1,4-Difluorobenzene	6.250	114	125726	5.000	ug/L	0.00
28) Chlorobenzene-d5	9.420	117	114430	5.000	ug/L	0.00
58) 1,4-Dichlorobenzene-d4	11.812	152	53748	5.000	ug/L	0.00
System Monitoring Compounds						
4) Vinyl Chloride-d3	1.597	65	49547	4.510	ug/L	0.00
Spiked Amount 5.000	Range 40 - 130		Recovery = 90.200%			
7) Chloroethane-d5	1.912	69	38798	5.217	ug/L	0.00
Spiked Amount 5.000	Range 65 - 130		Recovery = 104.400%			
11) 1,1-Dichloroethene-d2	2.568	65	19853	4.493	ug/L	0.00
Spiked Amount 5.000	Range 60 - 125		Recovery = 89.800%			
20) 2-Butanone-d5	4.629	46	153969	52.491	ug/L	0.00
Spiked Amount 50.000	Range 40 - 130		Recovery = 104.980%			
24) Chloroform-d	5.063	84	91403	5.303	ug/L	0.00
Spiked Amount 5.000	Range 70 - 125		Recovery = 106.000%			
26) 1,2-Dichloroethane-d4	5.703	65	54827	5.799	ug/L	0.00
Spiked Amount 5.000	Range 70 - 130		Recovery = 116.000%			
32) Benzene-d6	5.729	84	181614	5.268	ug/L	0.00
Spiked Amount 5.000	Range 70 - 125		Recovery = 105.400%			
36) 1,2-Dichloropropane-d6	6.693	67	65483	5.597	ug/L	0.00
Spiked Amount 5.000	Range 60 - 140		Recovery = 112.000%			
41) Toluene-d8	7.899	98	157586	5.077	ug/L	0.00
Spiked Amount 5.000	Range 70 - 130		Recovery = 101.600%			
43) trans-1,3-Dichloroprop...	8.182	79	25456	4.897	ug/L	0.00
Spiked Amount 5.000	Range 55 - 130		Recovery = 98.000%			
46) 2-Hexanone-d5	8.635	63	131314	62.626	ug/L	0.00
Spiked Amount 50.000	Range 45 - 130		Recovery = 125.260%			
56) 1,1,2,2-Tetrachloroeth...	10.758	84	56643	6.046	ug/L	0.00
Spiked Amount 5.000	Range 65 - 120		Recovery = 121.000%#			
66) 1,2-Dichlorobenzene-d4	12.195	152	59687	5.787	ug/L	0.00
Spiked Amount 5.000	Range 80 - 120		Recovery = 115.800%			
Target Compounds						Qvalue
9) Trichlorofluoromethane	2.137	101	10507	0.857	ug/L	99
47) Tetrachloroethene	8.555	164	51348	8.555	ug/L	95

(#) = qualifier out of range (m) = manual integration (+) = signals summed

Quantitation Report (QT/LSC Reviewed)

Data Path : Z:\voasrv\HPCHEM1\MSVOA_U\Data\VU061422\
Data File : VU049116.D
Acq On : 14 Jun 2022 16:09
Operator : SY/MD
Sample : N3278-05 20X
Misc : 25.0mL/MSVOA_U/WATER
ALS Vial : 16 Sample Multiplier: 1

Instrument :
MSVOA_U
ClientSampleId :
C0BD2

Quant Time: Jun 15 03:17:36 2022
Quant Method : Z:\voasrv\HPCHEM1\MSVOA_U\Method\SFAMUTR061422WMA.M
Quant Title : TRACE VOA SFAM1.0
QLast Update : Wed Jun 15 03:15:08 2022
Response via : Initial Calibration

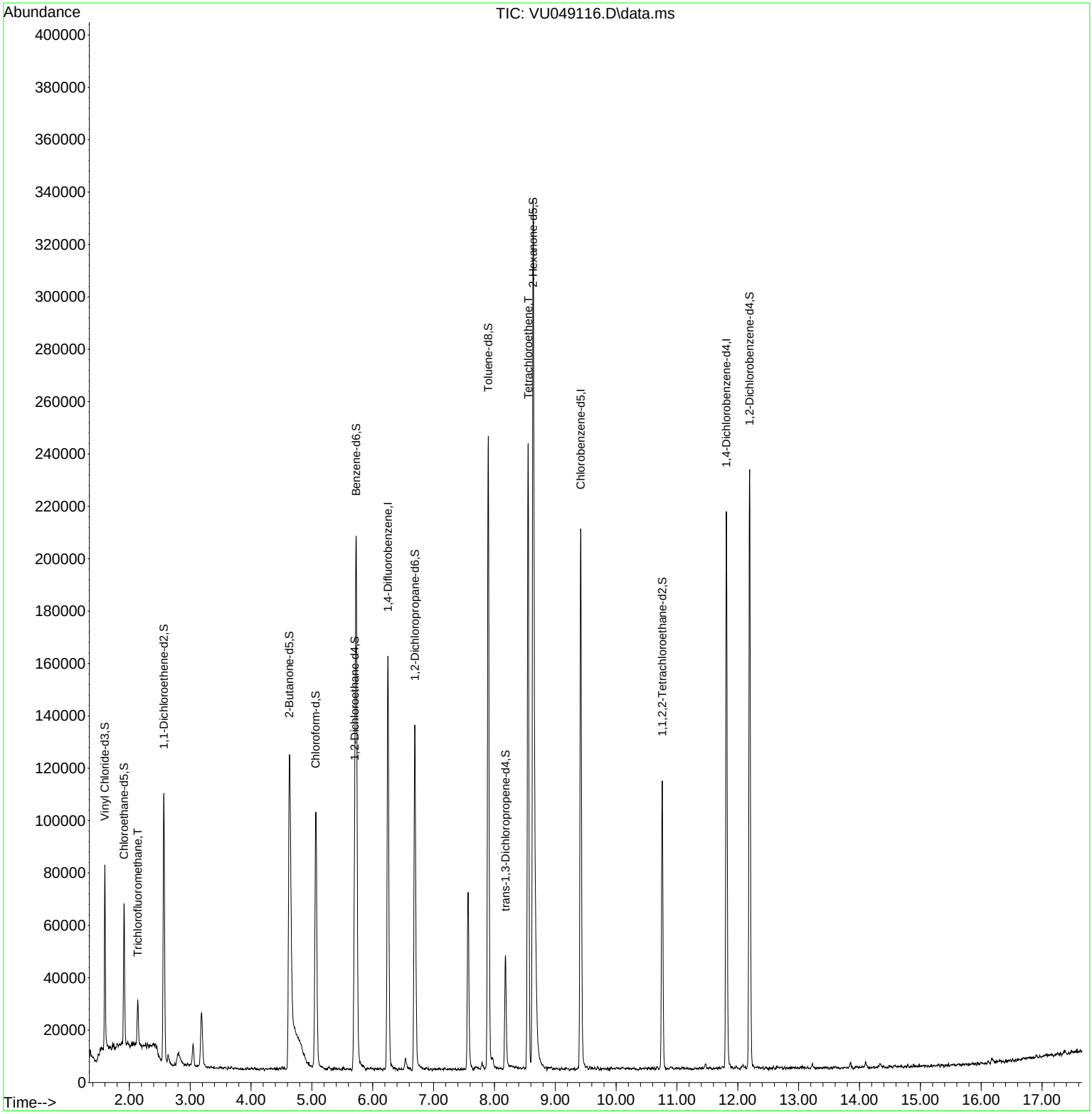

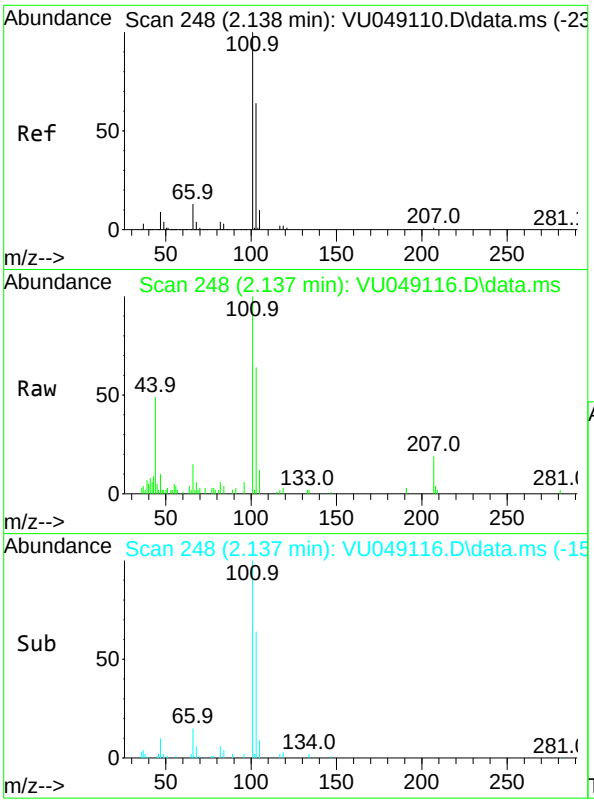

#9
Trichlorofluoromethane
Concen: 0.857 ug/L
RT: 2.137 min Scan# 2
Delta R.T. -0.000 min
Lab File: VU049116.D
Acq: 14 Jun 2022 16:09

Instrument :
MSVOA_U
ClientSampleId :
C0BD2

Tgt Ion:101 Resp: 10507

Ion	Ratio	Lower	Upper
101	100		
103	67.8	53.5	80.3

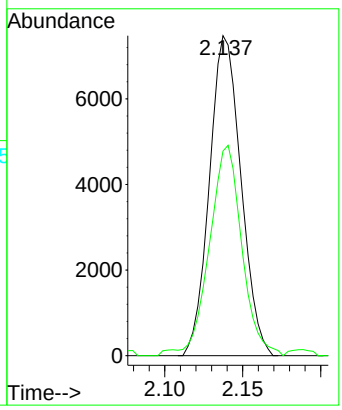

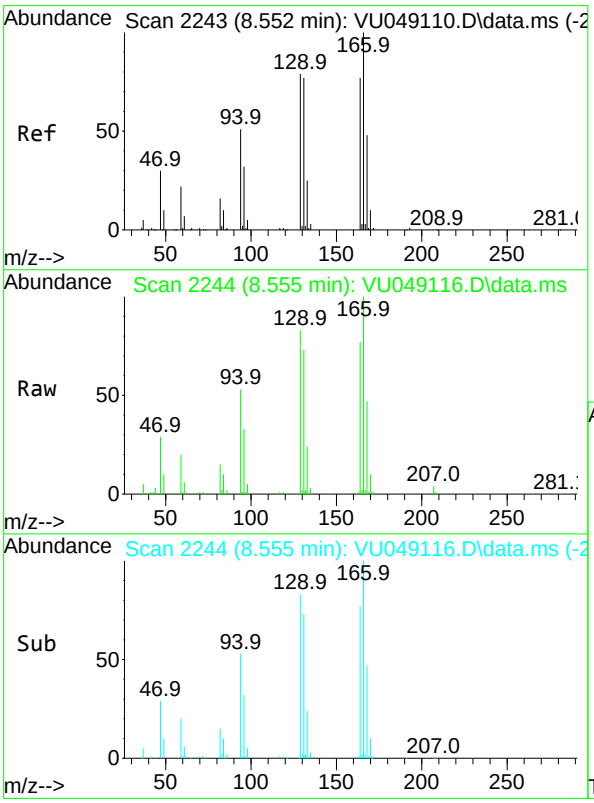

#47
Tetrachloroethene
Concen: 8.555 ug/L
RT: 8.555 min Scan# 2244
Delta R.T. 0.003 min
Lab File: VU049116.D
Acq: 14 Jun 2022 16:09

Tgt Ion:164 Resp: 51348
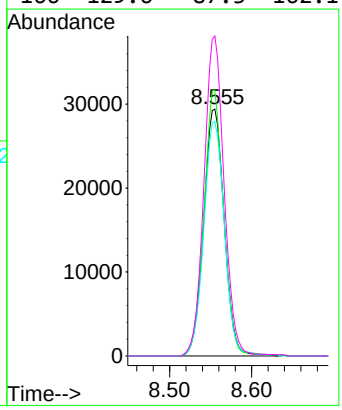
Ion	Ratio	Lower	Upper
164	100		
129	107.5	69.8	129.6
131	94.9	67.8	125.8
166	129.6	87.3	162.1