LSC Area Percent Report

Data Path : Z:\VOASRV\HPCHEM1\MSVOA U\DATA\VU062019\
Data File : VU032902.D
Acq On : 20 Jun 2019 15:02
Operator : JC/SP
Sample : K3414-21
Misc : 25.0mL/MSVOA U/WATER
ALS Vial : 17 Sample Multiplier: 1

Instrument :
MSVOA_U
ClientSampleId :
GALN7

Integration Parameters: rteint.p
Integrator: RTE
Smoothing : ON Filtering: 5
Sampling : 1 Min Area: 3 % of largest Peak
Start Thrs: 0.1 Max Peaks: 100
Stop Thrs : 0 Peak Location: TOP

If leading or trailing edge < 100 prefer < Baseline drop else tangent >
Peak separation: 5

Method : Z:\VOASRV\HPCHEM1\MSVOA_U\METHOD\SOMUTR060419WMA.M
Title : TRACE VOA SOM01.0

Signal : TIC

peak #	R.T. min	first scan	max scan	last scan	PK TY	peak height	corr. area	corr. % max.	% of total
1	1.180	23	28	32	rBV	4197	4012	1.07%	0.141%
2	1.396	88	95	105	rVB	36684	37735	10.05%	1.330%
3	1.473	114	119	125	rVB	3899	3802	1.01%	0.134%
4	1.678	175	183	192	rBV	31655	38137	10.15%	1.344%
5	2.270	356	367	377	rBV	66851	100484	26.76%	3.540%
6	2.322	377	383	395	rVB3	6117	9741	2.59%	0.343%
7	4.186	949	963	991	rBV2	57190	156757	41.74%	5.523%
8	4.389	1015	1026	1041	rBV	14946	33761	8.99%	1.190%
9	4.640	1088	1104	1122	rBV2	53488	129395	34.45%	4.559%
10	5.125	1241	1255	1269	rVB2	12013	26584	7.08%	0.937%
11	5.331	1296	1319	1341	rBV3	103904	294487	78.41%	10.376%
12	5.878	1477	1489	1515	rBV	108639	215507	57.38%	7.593%
13	6.325	1615	1628	1646	rBV	73215	144145	38.38%	5.079%
14	7.222	1895	1907	1933	rBV	37070	66860	17.80%	2.356%
15	7.559	1998	2012	2030	rBV	131126	230371	61.34%	8.117%
16	7.849	2091	2102	2116	rBV	22611	39342	10.48%	1.386%
17	8.173	2194	2203	2216	rVB3	3958	6988	1.86%	0.246%
18	8.308	2231	2245	2280	rBV	201405	375570	100.00%	13.233%
19	9.083	2475	2486	2512	rBV	164377	276638	73.66%	9.747%
20	10.427	2893	2904	2922	rBV2	61831	100472	26.75%	3.540%
21	10.601	2948	2958	2973	rBV2	11225	20052	5.34%	0.706%
22	11.479	3216	3231	3255	rBV	172288	280075	74.57%	9.868%
23	11.855	3336	3348	3367	rBV	146791	241822	64.39%	8.520%
24	12.479	3532	3542	3551	rVB	3677	5499	1.46%	0.194%

Sum of corrected areas: 2838236

LSC Report - Integrated Chromatogram

Data Path : Z:\VOASRV\HPCHEM1\MSVOA U\DATA\VU062019\
Data File : VU032902.D
Acq On : 20 Jun 2019 15:02
Operator : JC/SP
Sample : K3414-21
Misc : 25.0mL/MSVOA U/WATER
ALS Vial : 17 Sample Multiplier: 1

Instrument :
MSVOA_U
ClientSampleId :
GALN7

Quant Method : Z:\VOASRV\HPCHEM1\MSVOA_U\METHOD\SOMUTR060419WMA.M
Quant Title : TRACE VOA SOM01.0

TIC Library : C:\DATABASE\NIST11.L
TIC Integration Parameters: LSCINT.P

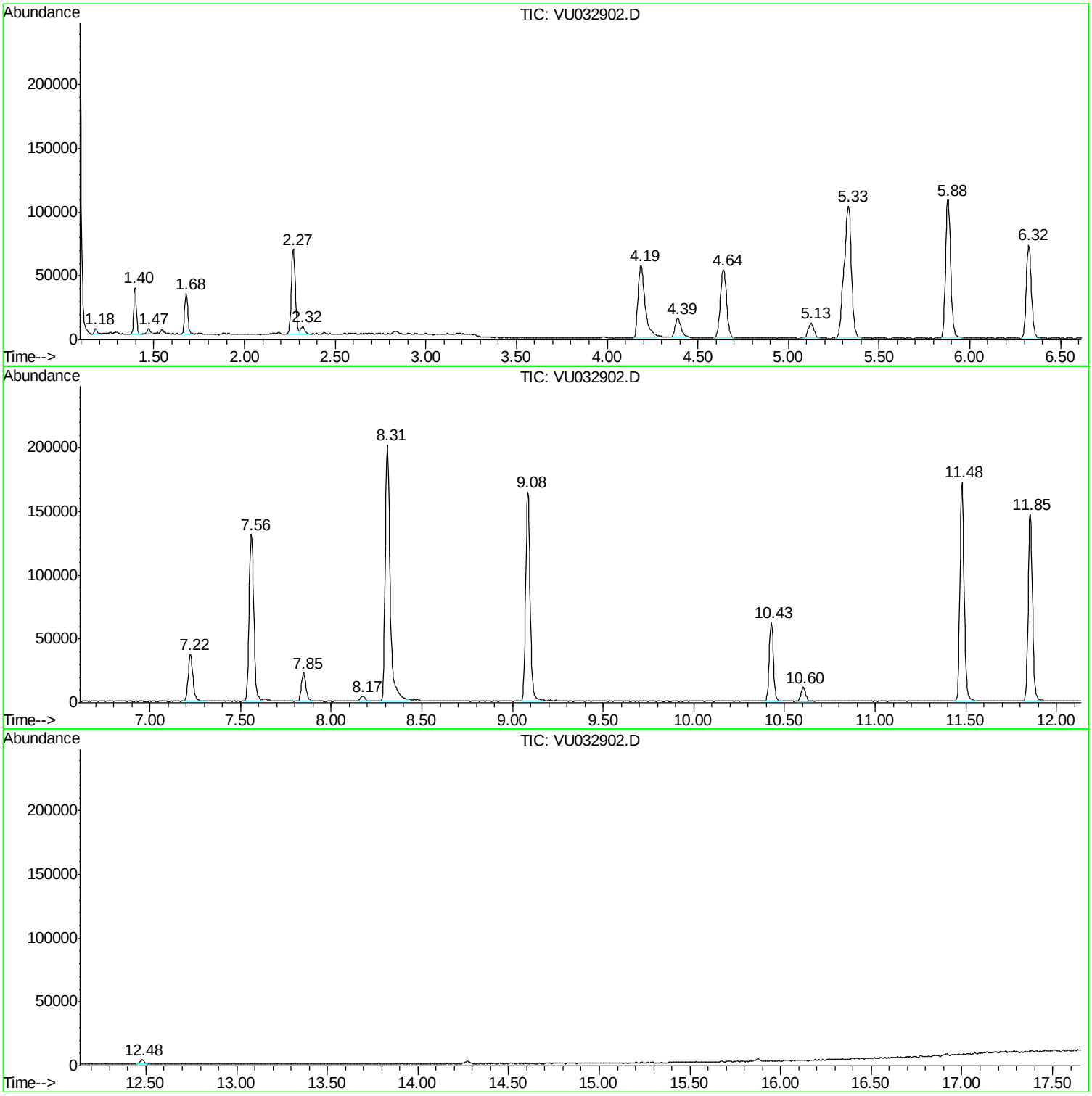

Library Search Compound Report

Data Path : Z:\VOASRV\HPCHEM1\MSVOA U\DATA\VU062019\
Data File : VU032902.D
Acq On : 20 Jun 2019 15:02
Operator : JC/SP
Sample : K3414-21
Misc : 25.0mL/MSVOA U/WATER
ALS Vial : 17 Sample Multiplier: 1

Instrument :
MSVOA_U
ClientSampleId :
GALN7

Quant Method : Z:\VOASRV\HPCHEM1\MSVOA_U\METHOD\SOMUTR060419WMA.M
Quant Title : TRACE VOA SOM01.0

TIC Library : C:\DATABASE\NIST11.L
TIC Integration Parameters: LSCINT.P

****

Peak Number 1 Ethyl Acetate Concentration Rank 2

R.T.	EstConc	Area	Relative to ISTD	R.T.
4.39	0.78 ug/L	33761	1,4-Difluorobenzene	5.88

Hit# of 5	Tentative ID	MW	MolForm	CAS#	Qual
1	Ethyl Acetate	88	C4H8O2	000141-78-6	90
2	Ethyl Acetate	88	C4H8O2	000141-78-6	90
3	Ethyl Acetate	88	C4H8O2	000141-78-6	83
4	Ethyl Acetate	88	C4H8O2	000141-78-6	83
5	CH3C(O)CH2CH2OH	88	C4H8O2	000590-90-9	64

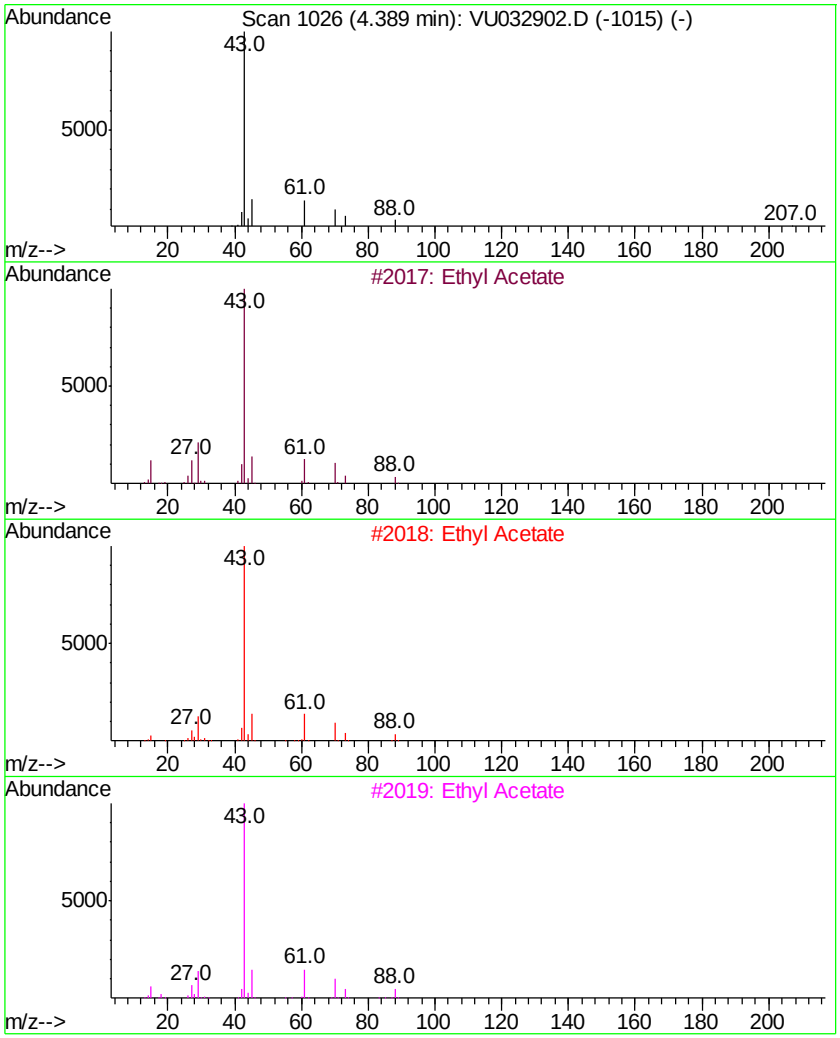

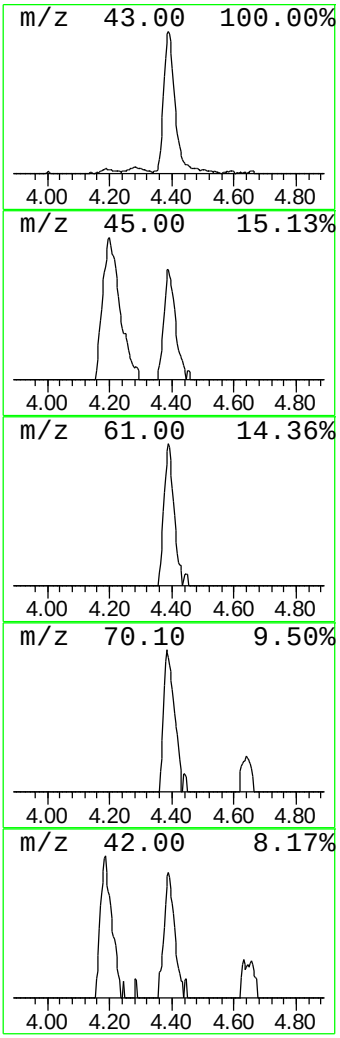

Tentatively Identified Compound (LSC) summary

Data Path : Z:\VOASRV\HPCHEM1\MSVOA_U\DATA\VU062019\
Data File : VU032902.D
Acq On : 20 Jun 2019 15:02
Operator : JC/SP
Sample : K3414-21
Misc : 25.0mL/MSVOA_U/WATER
ALS Vial : 17 Sample Multiplier: 1

Instrument :
MSVOA_U
ClientSampleId :
GALN7

Quant Method : Z:\VOASRV\HPCHEM1\MSVOA_U\METHOD\SOMUTR060419WMA.M
Quant Title : TRACE VOA SOM01.0

TIC Library : C:\DATABASE\NIST11.L
TIC Integration Parameters: LSCINT.P

TIC Top Hit name	RT	EstConc	Units	Response	Internal Standard #	RT	Resp	Conc
Ethyl Acetate	4.39	0.8	ug/L	33761	1	5.88	215507	5.0