LSC Area Percent Report

Data Path : Z:\VOASRV\HPCHEM1\MSVOA U\DATA\VU062919\
Data File : VU033097.D
Acq On : 29 Jun 2019 01:58
Operator : JC/SP
Sample : K3597-21
Misc : 25.0mL/MSVOA U/WATER
ALS Vial : 34 Sample Multiplier: 1

Instrument :
MSVOA_U
ClientSampleId :
GAM78

Integration Parameters: rteint.p
Integrator: RTE
Smoothing : ON Filtering: 5
Sampling : 1 Min Area: 3 % of largest Peak
Start Thrs: 0.1 Max Peaks: 100
Stop Thrs : 0 Peak Location: TOP

If leading or trailing edge < 100 prefer < Baseline drop else tangent >
Peak separation: 5

Method : Z:\VOASRV\HPCHEM1\MSVOA_U\METHOD\SOMUTR062719WMA.M
Title : TRACE VOA SOM01.0

Signal : TIC

peak #	R.T. min	first scan	max scan	last scan	PK TY	peak height	corr. area	corr. % max.	% of total
1	2.267	356	366	375	rBV	94842	143565	1.89%	1.350%
2	4.186	951	963	986	rBV	53663	146053	1.93%	1.374%
3	4.386	1012	1025	1060	rBV	128474	308603	4.07%	2.903%
4	4.640	1087	1104	1129	rVB	66105	156753	2.07%	1.474%
5	5.331	1298	1319	1337	rBV2	127282	349546	4.61%	3.288%
6	5.881	1477	1490	1510	rBV	99459	196738	2.60%	1.851%
7	6.324	1612	1628	1648	rBV	84687	169507	2.24%	1.594%
8	7.559	1999	2012	2031	rBV	156020	271459	3.58%	2.553%
9	8.221	2203	2218	2236	rBV	4512381	7578354	100.00%	71.284%
10	8.312	2237	2246	2283	rVB	192936	419724	5.54%	3.948%
11	9.083	2474	2486	2507	rBV	155467	264945	3.50%	2.492%
12	10.427	2893	2904	2919	rBV	63004	103453	1.37%	0.973%
13	11.479	3216	3231	3255	rBV	148457	245108	3.23%	2.306%
14	11.855	3336	3348	3373	rVB	163881	277475	3.66%	2.610%

Sum of corrected areas: 10631283

LSC Report - Integrated Chromatogram

Data Path : Z:\VOASRV\HPCHEM1\MSVOA U\DATA\VU062919\
Data File : VU033097.D
Acq On : 29 Jun 2019 01:58
Operator : JC/SP
Sample : K3597-21
Misc : 25.0mL/MSVOA U/WATER
ALS Vial : 34 Sample Multiplier: 1

Instrument :
MSVOA_U
ClientSampleId :
GAM78

Quant Method : Z:\VOASRV\HPCHEM1\MSVOA_U\METHOD\SOMUTR062719WMA.M
Quant Title : TRACE VOA SOM01.0

TIC Library : C:\DATABASE\NIST11.L
TIC Integration Parameters: LSCINT.P

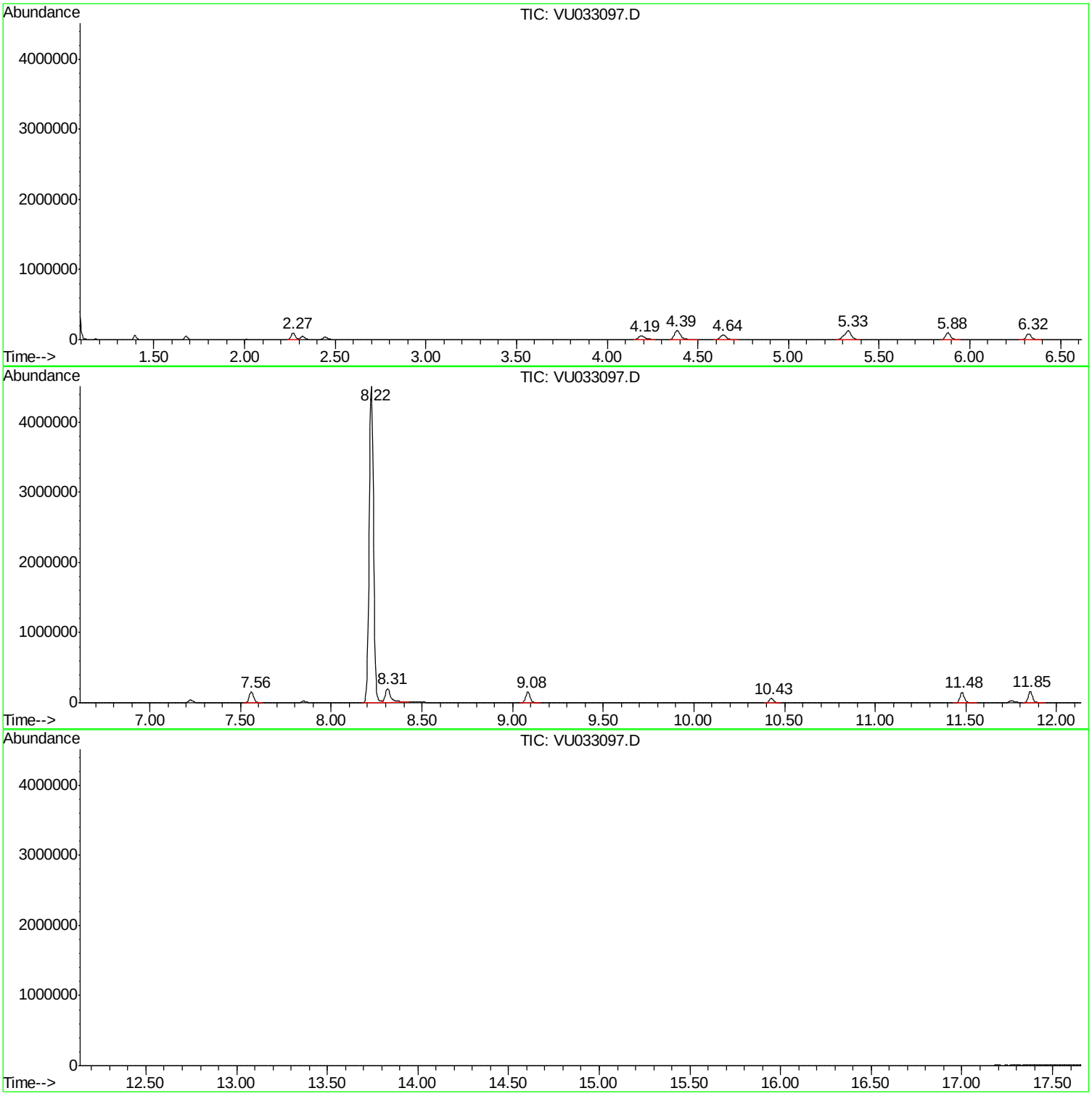

Library Search Compound Report

Data Path : Z:\VOASRV\HPCHEM1\MSVOA U\DATA\VU062919\
Data File : VU033097.D
Acq On : 29 Jun 2019 01:58
Operator : JC/SP
Sample : K3597-21
Misc : 25.0mL/MSVOA U/WATER
ALS Vial : 34 Sample Multiplier: 1

Instrument :
MSVOA_U
ClientSampleId :
GAM78

Quant Method : Z:\VOASRV\HPCHEM1\MSVOA_U\METHOD\SOMUTR062719WMA.M
Quant Title : TRACE VOA SOM01.0

TIC Library : C:\DATABASE\NIST11.L
TIC Integration Parameters: LSCINT.P

****

Peak Number 1 Ethyl Acetate Concentration Rank 1

R.T.	EstConc	Area	Relative to ISTD	R.T.
4.39	7.84 ug/L	308603	1,4-Difluorobenzene	5.88

Hit# of 5	Tentative ID	MW	MolForm	CAS#	Qual
1	Ethyl Acetate	88	C4H8O2	000141-78-6	90
2	Ethyl Acetate	88	C4H8O2	000141-78-6	86
3	Ethyl Acetate	88	C4H8O2	000141-78-6	86
4	Ethyl Acetate	88	C4H8O2	000141-78-6	86
5	CH3C(O)CH2CH2OH	88	C4H8O2	000590-90-9	33

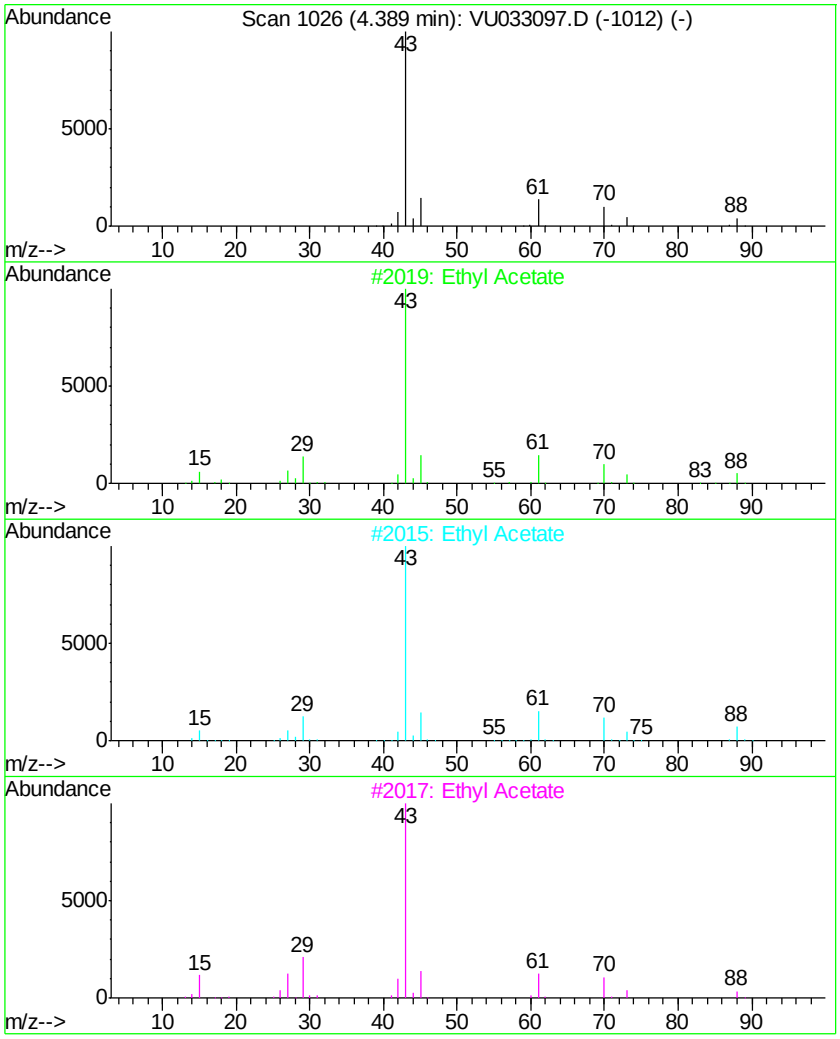

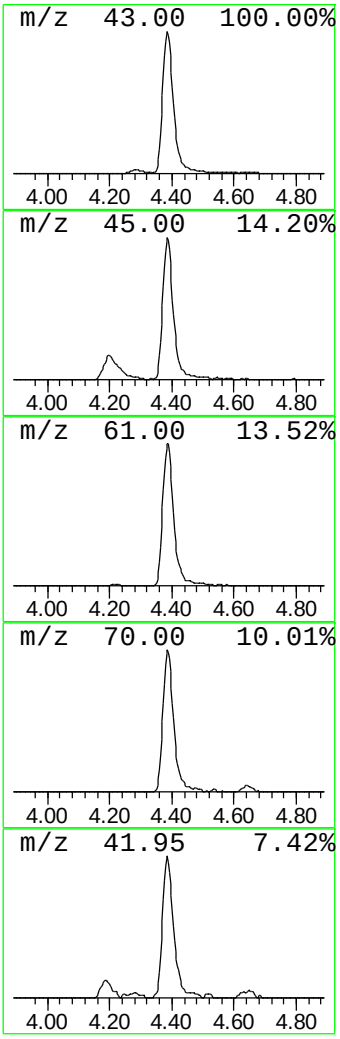

Tentatively Identified Compound (LSC) summary

Data Path : Z:\VOASRV\HPCHEM1\MSVOA_U\DATA\VU062919\
Data File : VU033097.D
Acq On : 29 Jun 2019 01:58
Operator : JC/SP
Sample : K3597-21
Misc : 25.0mL/MSVOA_U/WATER
ALS Vial : 34 Sample Multiplier: 1

Instrument :
MSVOA_U
ClientSampleId :
GAM78

Quant Method : Z:\VOASRV\HPCHEM1\MSVOA_U\METHOD\SOMUTR062719WMA.M
Quant Title : TRACE VOA SOM01.0

TIC Library : C:\DATABASE\NIST11.L
TIC Integration Parameters: LSCINT.P

TIC Top Hit name	RT	EstConc	Units	Response	Internal Standard #	RT	Resp	Conc
Ethyl Acetate	4.39	7.8	ug/L	308603	1	5.88	196738	5.0