Quantitation Report (Qedit)

Data Path : Z:\voasrv\HPCHEM1\MSVOA_U\Data\VU070121\
Data File : VU044286.D
Acq On : 01 Jul 2021 15:13
Operator : SY/MD
Sample : M2905-19
Misc : 25.0mL/MSVOA_U/WATER
ALS Vial : 14 Sample Multiplier: 1

Quant Time: Jul 02 03:41:42 2021
Quant Method : Z:\voasrv\HPCHEM1\MSVOA_U\Method\SFAMUTR062121WMA.M
Quant Title : TRACE VOA SFAM1.0
QLast Update : Fri Jul 02 01:46:49 2021
Response via : Initial Calibration

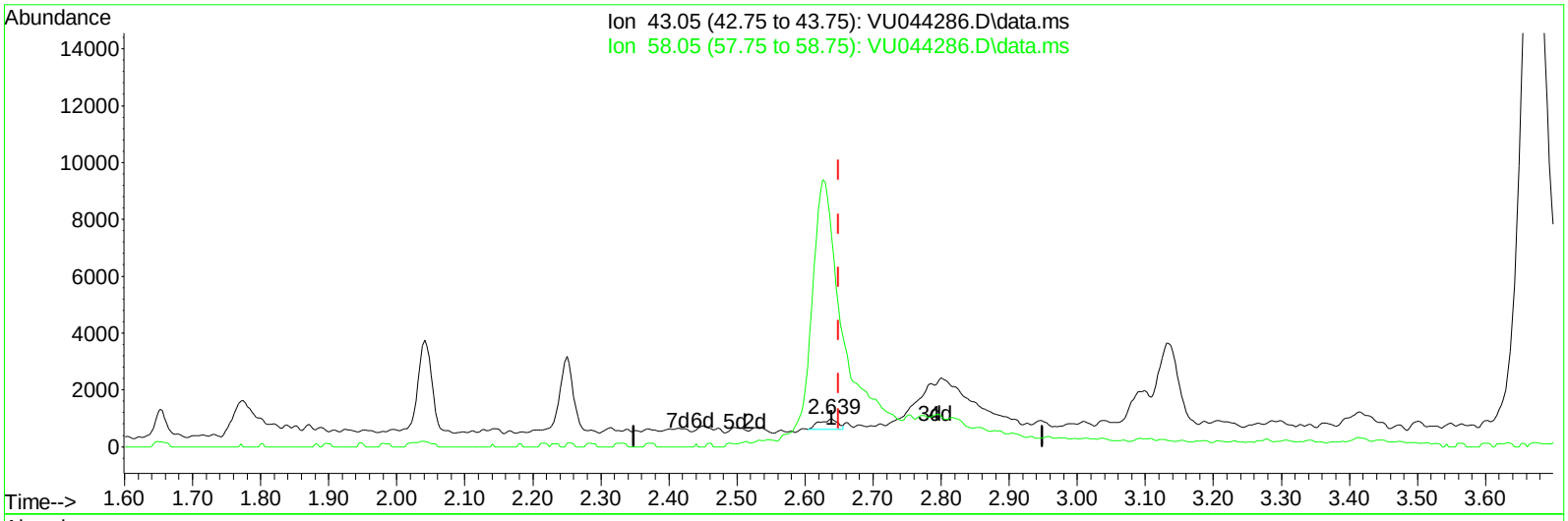

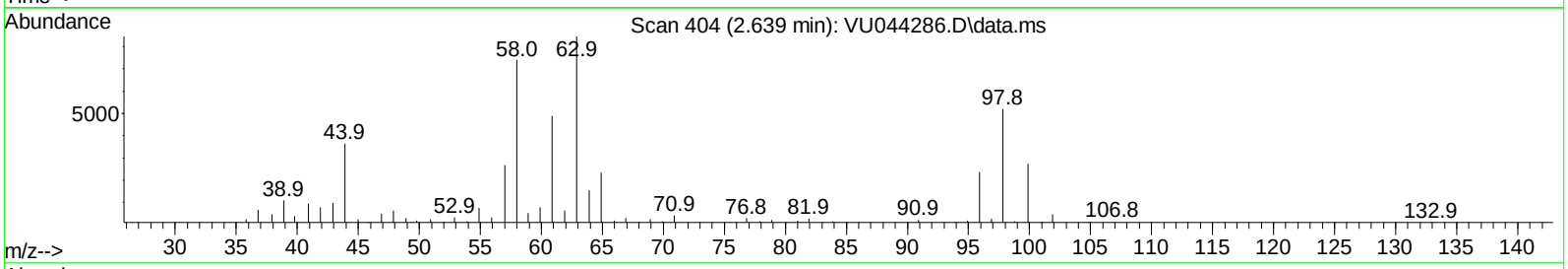

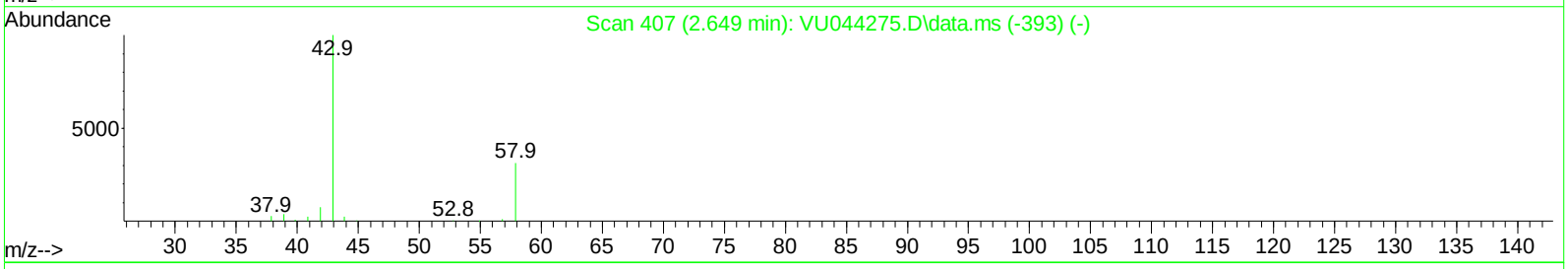

TIC: VU044286.D\data.ms

(13) Acetone (T)

2.639min (-0.010) 0.58 ug/L

response 690

Ion	Exp%	Act%
43.05	100.00	100.00
58.05	26.90	4423.19#
0.00	0.00	0.00
0.00	0.00	0.00

Quantitation Report (Qedit)

Data Path : Z:\voasrv\HPCHEM1\MSVOA_U\Data\VU070121\
Data File : VU044286.D
Acq On : 01 Jul 2021 15:13
Operator : SY/MD
Sample : M2905-19
Misc : 25.0mL/MSVOA_U/WATER
ALS Vial : 14 Sample Multiplier: 1

Quant Time: Jul 02 03:41:42 2021
Quant Method : Z:\voasrv\HPCHEM1\MSVOA_U\Method\SFAMUTR062121WMA.M
Quant Title : TRACE VOA SFAM1.0
QLast Update : Fri Jul 02 01:46:49 2021
Response via : Initial Calibration

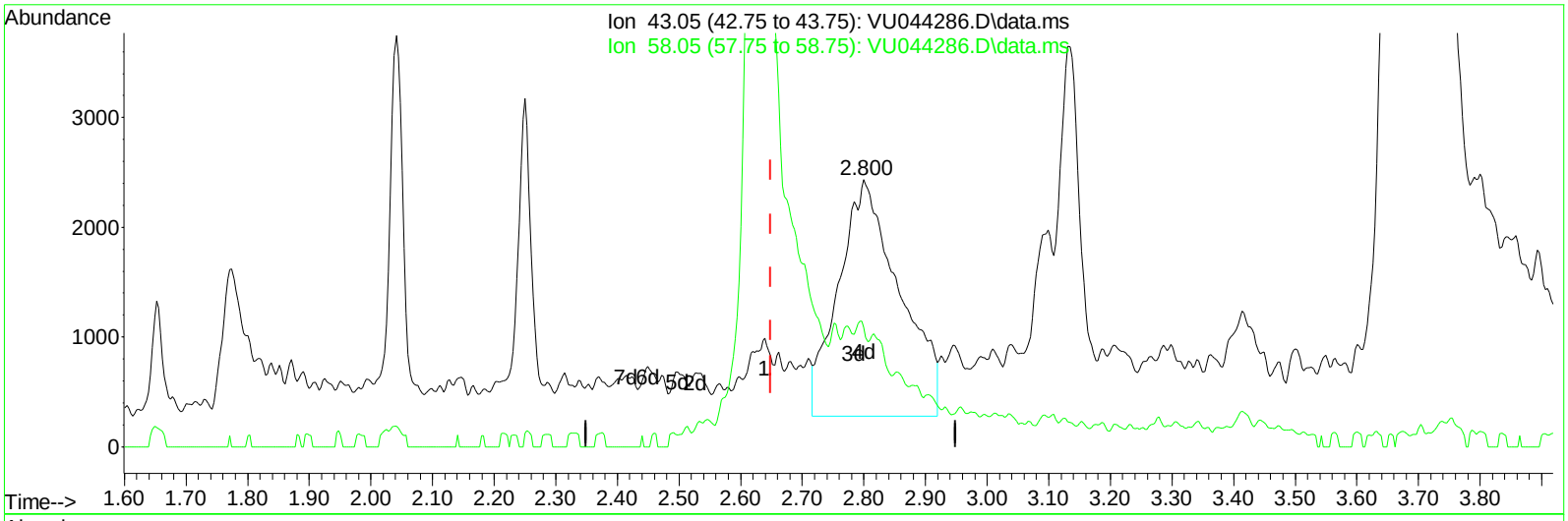

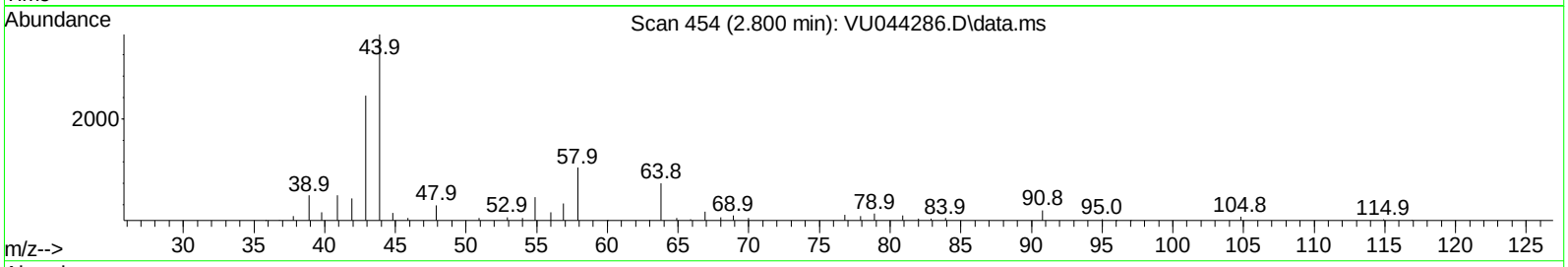

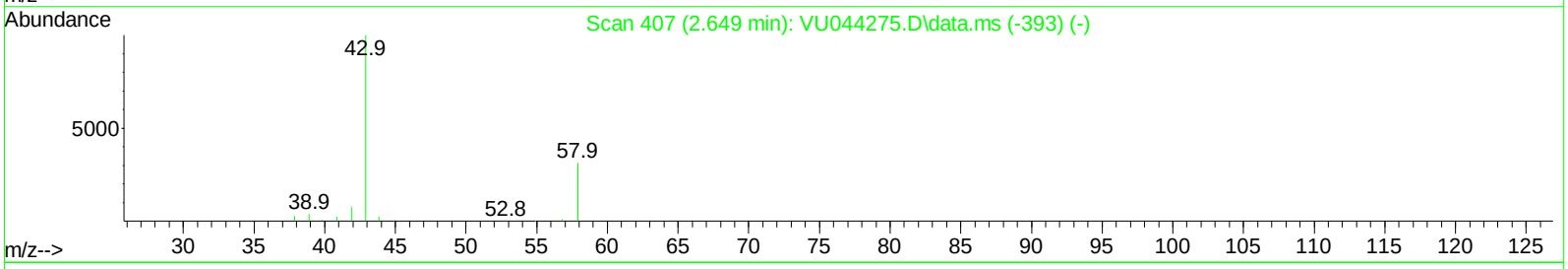

TIC: VU044286.D\data.ms

(13) Acetone (T)

2.800min (+ 0.151) 12.46 ug/L m

response 14766

Ion	Exp%	Act%
43.05	100.00	100.00
58.05	26.90	206.69#
0.00	0.00	0.00
0.00	0.00	0.00

Quantitation Report (QT Reviewed)

Data Path : Z:\voasrv\HPCHEM1\MSVOA_U\Data\VU070121\
Data File : VU044286.D
Acq On : 01 Jul 2021 15:13
Operator : SY/MD
Sample : M2905-19
Misc : 25.0mL/MSVOA_U/WATER
ALS Vial : 14 Sample Multiplier: 1

Quant Time: Jul 02 03:41:42 2021
Quant Method : Z:\voasrv\HPCHEM1\MSVOA_U\Method\SFAMUTR062121WMA.M
Quant Title : TRACE VOA SFAM1.0
QLast Update : Fri Jul 02 01:46:49 2021
Response via : Initial Calibration

Compound	R.T.	QIon	Response	Conc Units	Dev(Min)
Internal Standards					
1) 1,4-Difluorobenzene	6.308	114	132979	5.000 ug/L	0.05
28) Chlorobenzene-d5	9.433	117	125394	5.000 ug/L	0.00
58) 1,4-Dichlorobenzene-d4	11.822	152	72681	5.000 ug/L	# 0.00
System Monitoring Compounds					
4) Vinyl Chloride-d3	1.652	65	32262	4.481 ug/L	0.05
Spiked Amount 5.000	Range 40 - 130		Recovery = 89.600%		
7) Chloroethane-d5	1.964	69	33540	4.731 ug/L	0.04
Spiked Amount 5.000	Range 65 - 130		Recovery = 94.600%		
11) 1,1-Dichloroethene-d2	2.620	65	18062	4.888 ug/L	0.04
Spiked Amount 5.000	Range 60 - 125		Recovery = 97.800%		
20) 2-Butanone-d5	4.761	46	113505	42.811 ug/L	0.12
Spiked Amount 50.000	Range 40 - 130		Recovery = 85.620%		
24) Chloroform-d	5.128	84	75284	4.645 ug/L	0.05
Spiked Amount 5.000	Range 70 - 125		Recovery = 92.800%		
26) 1,2-Dichloroethane-d4	5.780	65	42603	4.397 ug/L	0.07
Spiked Amount 5.000	Range 70 - 130		Recovery = 88.000%		
32) Benzene-d6	5.800	84	149954	4.815 ug/L	0.06
Spiked Amount 5.000	Range 70 - 125		Recovery = 96.200%		
36) 1,2-Dichloropropane-d6	6.745	67	49211	4.876 ug/L	0.04
Spiked Amount 5.000	Range 60 - 140		Recovery = 97.600%		
41) Toluene-d8	7.928	98	140918	4.876 ug/L	0.02
Spiked Amount 5.000	Range 70 - 130		Recovery = 97.600%		
43) trans-1,3-Dichloroprop...	8.208	79	19369	4.137 ug/L	0.02
Spiked Amount 5.000	Range 55 - 130		Recovery = 82.800%		
46) 2-Hexanone-d5	8.661	63	114100	51.171 ug/L	0.02
Spiked Amount 50.000	Range 45 - 130		Recovery = 102.340%		
56) 1,1,2,2-Tetrachloroeth...	10.767	84	43281	4.824 ug/L	0.00
Spiked Amount 5.000	Range 65 - 120		Recovery = 96.400%		
66) 1,2-Dichlorobenzene-d4	12.205	152	67037	5.598 ug/L	0.00
Spiked Amount 5.000	Range 80 - 120		Recovery = 112.000%		
Target Compounds					Qvalue
12) 1,1-Dichloroethene	2.633	96	5310	0.692 ug/L #	1
13) Acetone	2.800	43	14766m	12.456 ug/L	
16) Methylene chloride	3.109	84	3613	0.349 ug/L	96
18) trans-1,2-Dichloroethene	3.414	96	8607	1.053 ug/L	90
19) 1,1-Dichloroethane	3.932	63	67166	4.309 ug/L	97
22) cis-1,2-Dichloroethene	4.719	96	87368	9.770 ug/L	95
29) 1,1,1-Trichloroethane	5.379	97	2326	0.165 ug/L	97
30) Cyclohexane	5.449	56	9508	0.652 ug/L	97
33) Benzene	5.845	78	124364	3.781 ug/L	100
34) Trichloroethene	6.594	95	2986	0.335 ug/L	94
35) Methylcyclohexane	6.806	83	14555	0.990 ug/L	98
37) 1,2-Dichloropropane	6.841	63	5614	0.646 ug/L	98
40) 4-Methyl-2-pentanone	7.835	43	23807	3.410 ug/L	99
42) Toluene	7.999	91	497818	13.742 ug/L	100
51) Chlorobenzene	9.465	112	12212	0.526 ug/L	96
52) Ethylbenzene	9.587	91	305062	7.295 ug/L	99
53) m,p-Xylene	9.706	106	379416	23.960 ug/L	100
54) o-Xylene	10.115	106	295096	19.171 ug/L	96

Quantitation Report (QT Reviewed)

Data Path : Z:\voasrv\HPCHEM1\MSVOA_U\Data\VU070121\
Data File : VU044286.D
Acq On : 01 Jul 2021 15:13
Operator : SY/MD
Sample : M2905-19
Misc : 25.0mL/MSVOA_U/WATER
ALS Vial : 14 Sample Multiplier: 1

Quant Time: Jul 02 03:41:42 2021
Quant Method : Z:\voasrv\HPCHEM1\MSVOA_U\Method\SFAMUTR062121WMA.M
Quant Title : TRACE VOA SFAM1.0
QLast Update : Fri Jul 02 01:46:49 2021
Response via : Initial Calibration

Compound	R.T.	QIon	Response	Conc Units	Dev(Min)
60) Isopropylbenzene	10.494	105	158072	3.577 ug/L #	54
62) 1,3,5-Trimethylbenzene	11.099	105	1135255	29.481 ug/L	98
63) 1,2,4-Trimethylbenzene	11.478	105	2200260	55.863 ug/L	99
65) 1,4-Dichlorobenzene	11.851	146	5682	0.282 ug/L #	89
67) 1,2-Dichlorobenzene	12.224	146	3262	0.174 ug/L #	73

(#) = qualifier out of range (m) = manual integration (+) = signals summed

Quantitation Report (QT Reviewed)

Data Path : Z:\voasrv\HPCHEM1\MSVOA_U\Data\VU070121\
Data File : VU044286.D
Acq On : 01 Jul 2021 15:13
Operator : SY/MD
Sample : M2905-19
Misc : 25.0mL/MSVOA_U/WATER
ALS Vial : 14 Sample Multiplier: 1
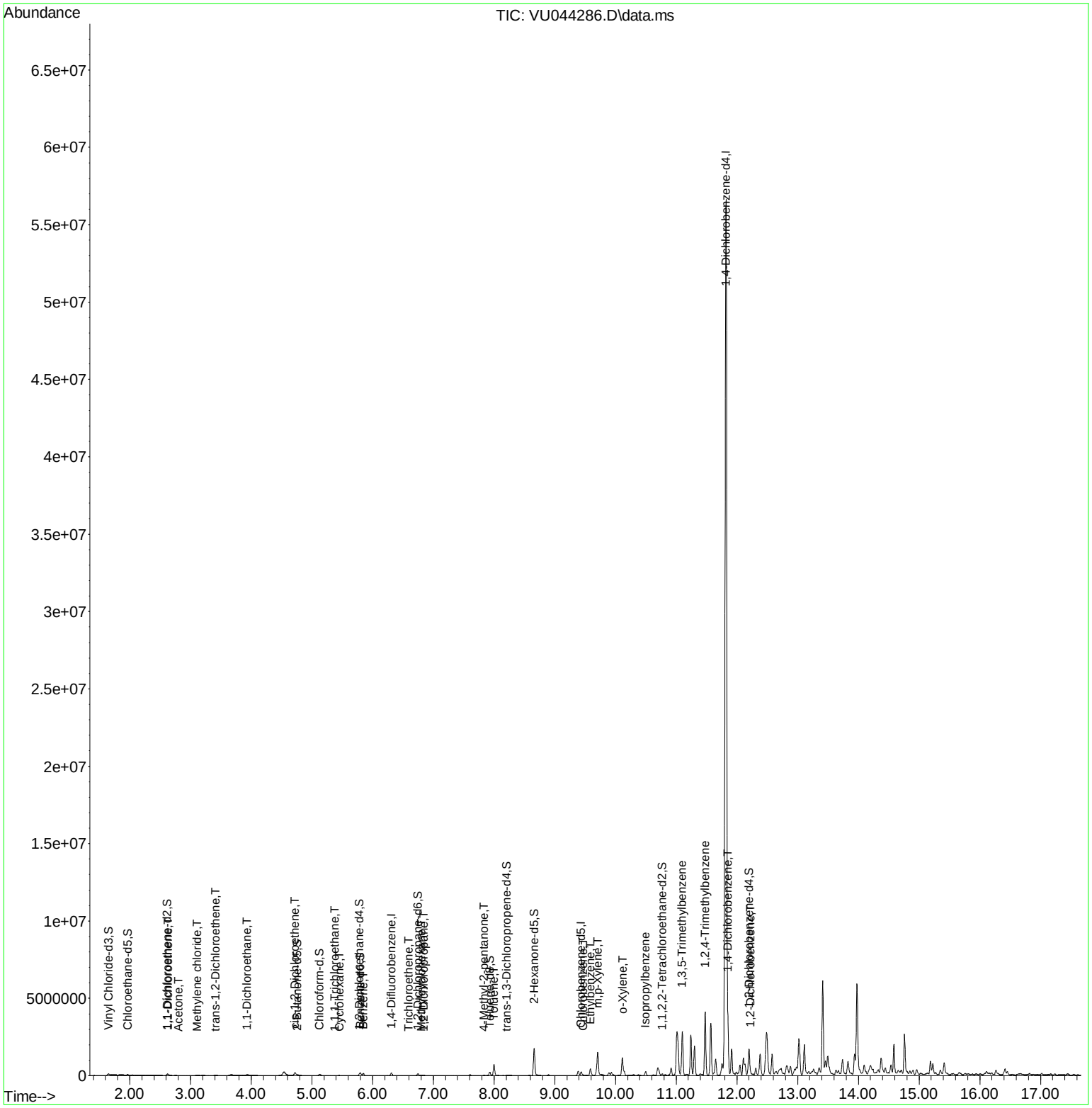
Quant Time: Jul 02 03:41:42 2021
Quant Method : Z:\voasrv\HPCHEM1\MSVOA_U\Method\SFAMUTR062121WMA.M
Quant Title : TRACE VOA SFAM1.0
QLast Update : Fri Jul 02 01:46:49 2021
Response via : Initial Calibration