Quantitation Report (QT/LSC Reviewed)

Data Path : Z:\VOASRV\HPCHEM1\MSVOA U\DATA\VU070920\
Data File : VU039406.D
Acq On : 09 Jul 2020 19:29
Operator : SY/MD
Sample : L3231-05DL 5X
Misc : 25.0mL/MSVOA U/WATER
ALS Vial : 1 Sample Multiplier: 1

Instrument :
MSVOA_U
ClientSampleId :
H4291DL

Quant Time: Jul 10 10:18:01 2020
Quant Method : Z:\VOASRV\HPCHEM1\MSVOA_U\METHOD\SOMUTR070720WMA.M
Quant Title : TRACE VOA SOM01.0
QLast Update : Fri Jul 10 00:19:08 2020
Response via : Initial Calibration

Internal Standards	R.T.	QIon	Response	Conc	Units	Dev(Min)
1) 1,4-Difluorobenzene	6.26	114	101024	5.00	ug/L	0.00
28) Chlorobenzene-d5	9.42	117	92586	5.00	ug/L	0.00
60) 1,4-Dichlorobenzene-d4	11.81	152	45640	5.00	ug/L	0.00
System Monitoring Compounds						
4) Vinyl Chloride-d3	1.61	65	25159	4.30	ug/L	0.00
Spiked Amount 5.000	Range 40 - 130		Recovery = 86.00%			
7) Chloroethane-d5	1.92	69	52954	8.84	ug/L	0.00
Spiked Amount 5.000	Range 65 - 130		Recovery = 176.80%#			
11) 1,1-Dichloroethene-d2	2.57	63	43621	3.79	ug/L	0.00
Spiked Amount 5.000	Range 60 - 125		Recovery = 75.80%			
20) 2-Butanone-d5	4.66	46	157588	58.82	ug/L	0.00
Spiked Amount 50.000	Range 40 - 130		Recovery = 117.64%			
24) Chloroform-d	5.09	84	61361	4.92	ug/L	0.00
Spiked Amount 5.000	Range 70 - 125		Recovery = 98.40%			
26) 1,2-Dichloroethane-d4	5.72	65	43058	5.50	ug/L	0.00
Spiked Amount 5.000	Range 70 - 130		Recovery = 110.00%			
32) Benzene-d6	5.74	84	130338	5.85	ug/L	0.00
Spiked Amount 5.000	Range 70 - 125		Recovery = 117.00%			
36) 1,2-Dichloropropane-d6	6.70	67	45048	5.75	ug/L	0.00
Spiked Amount 5.000	Range 60 - 140		Recovery = 115.00%			
41) Toluene-d8	7.91	98	111200	5.75	ug/L	0.00
Spiked Amount 5.000	Range 70 - 130		Recovery = 115.00%			
43) trans-1,3-Dichloropropene-	8.19	79	18747	5.42	ug/L	0.00
Spiked Amount 5.000	Range 55 - 130		Recovery = 108.40%			
46) 2-Hexanone-d5	8.65	63	122525	59.73	ug/L	0.01
Spiked Amount 50.000	Range 45 - 130		Recovery = 119.46%			
57) 1,1,2,2-Tetrachloroethane-	10.76	84	44389	5.72	ug/L	0.00
Spiked Amount 5.000	Range 65 - 120		Recovery = 114.40%			
64) 1,2-Dichlorobenzene-d4	12.19	152	46608	5.72	ug/L	0.00
Spiked Amount 5.000	Range 80 - 120		Recovery = 114.40%			

Target Compounds						Qvalue
5) Vinyl chloride	1.61	62	49616	6.023	ug/L	96
17) Methyl tert-butyl Ether	3.38	73	2745	0.145	ug/L #	88
18) trans-1,2-Dichloroethene	3.37	96	3538	0.532	ug/L	95
22) cis-1,2-Dichloroethene	4.68	96	18590	2.493	ug/L	98

(#) = qualifier out of range (m) = manual integration (+) = signals summed

Quantitation Report (QT/LSC Reviewed)

Data Path : Z:\VOASRV\HPCHEM1\MSVOA U\DATA\VU070920\
Data File : VU039406.D
Acq On : 09 Jul 2020 19:29
Operator : SY/MD
Sample : L3231-05DL 5X
Misc : 25.0mL/MSVOA U/WATER
ALS Vial : 1 Sample Multiplier: 1

Instrument :
MSVOA_U
ClientSampleId :
H4291DL

Quant Time: Jul 10 10:18:01 2020
Quant Method : Z:\VOASRV\HPCHEM1\MSVOA_U\METHOD\SOMUTR070720WMA.M
Quant Title : TRACE VOA SOM01.0
QLast Update : Fri Jul 10 00:19:08 2020
Response via : Initial Calibration

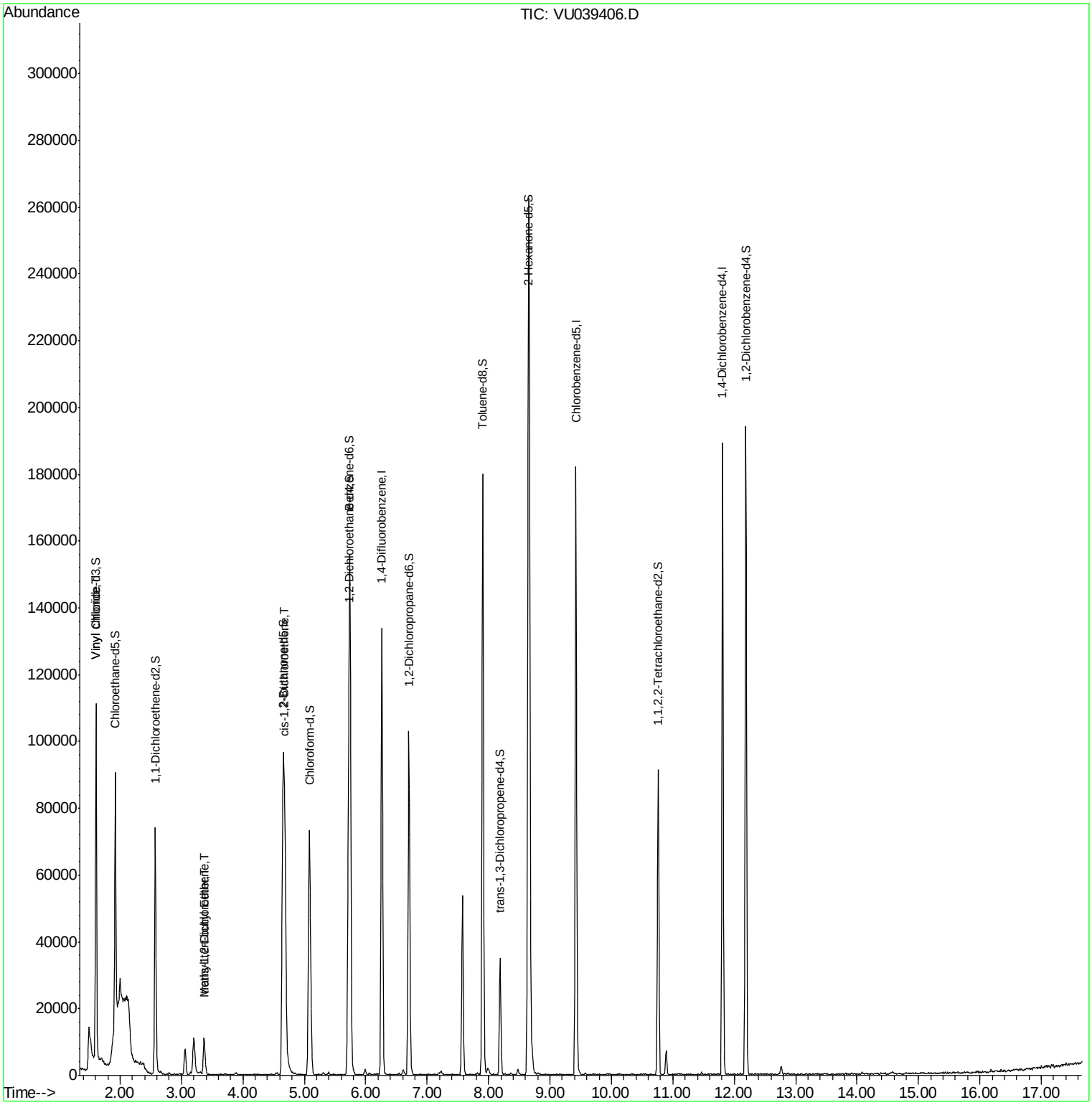

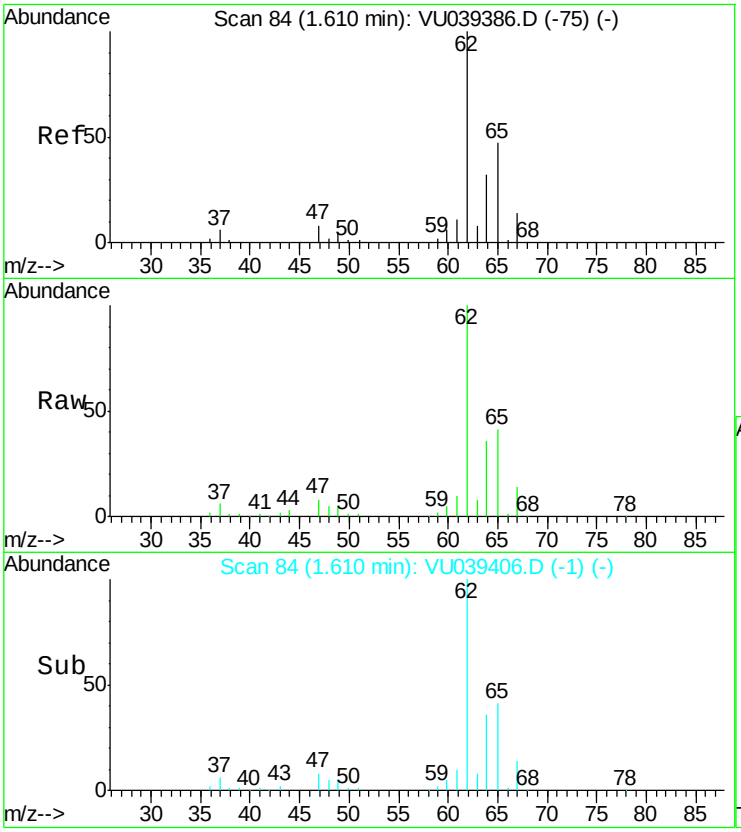

#5
Vinyl chloride
Concen: 6.023 ug/L
RT: 1.61 min Scan# 84
Delta R.T. 0.00 min
Lab File: VU039406.D
Acq: 09 Jul 2020 19:29

Instrument :
MSVOA_U
ClientSampleId :
H4291DL

Tgt Ion: 62 Resp: 49616

Ion	Ratio	Lower	Upper
62	100		
64	36.2	23.7	44.1

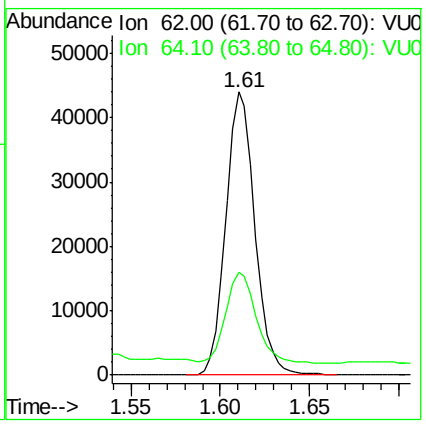

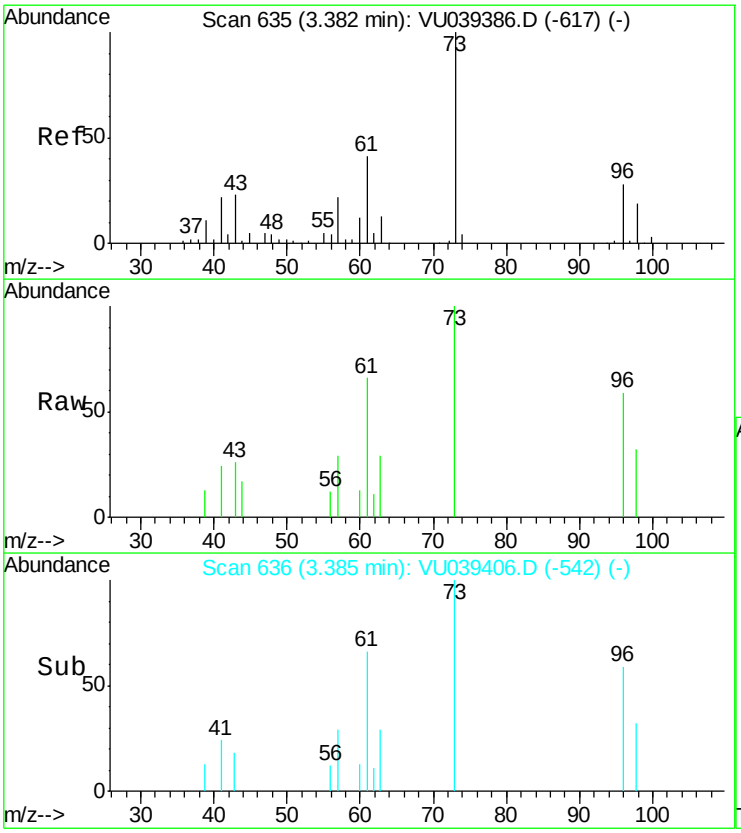

#17
Methyl tert-butyl Ether
Concen: 0.145 ug/L
RT: 3.38 min Scan# 636
Delta R.T. 0.00 min
Lab File: VU039406.D
Acq: 09 Jul 2020 19:29

Tgt Ion: 73 Resp: 2745

Ion	Ratio	Lower	Upper
73	100		
43	18.9	18.6	28.0
57	30.1	17.9	26.9#

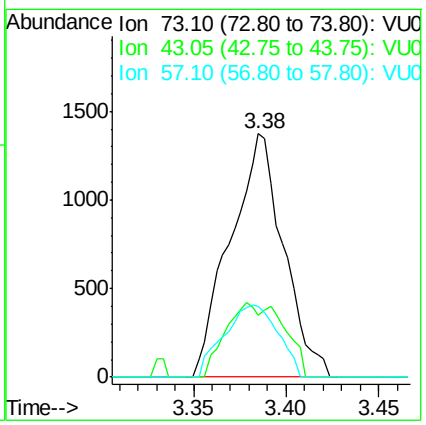

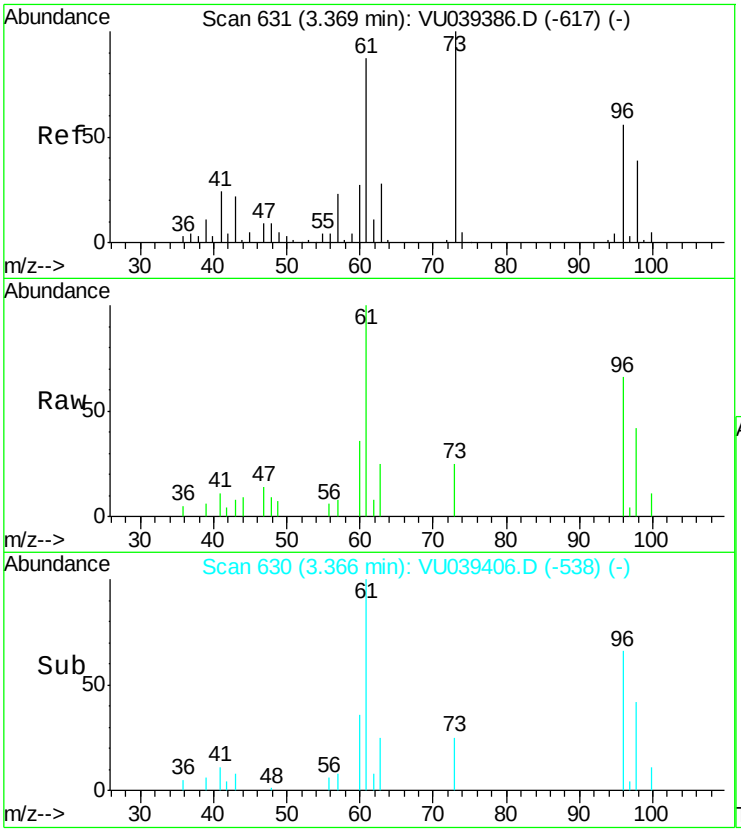

#18
trans-1,2-Dichloroethene
Concen: 0.532 ug/L
RT: 3.37 min Scan# 630
Delta R.T. -0.00 min
Lab File: VU039406.D
Acq: 09 Jul 2020 19:29

Instrument :
MSVOA_U
ClientSampleId :
H4291DL

Tgt Ion: 96 Resp: 3538

Ion	Ratio	Lower	Upper
96	100		
61	152.0	102.1	189.5
98	64.3	42.5	78.9

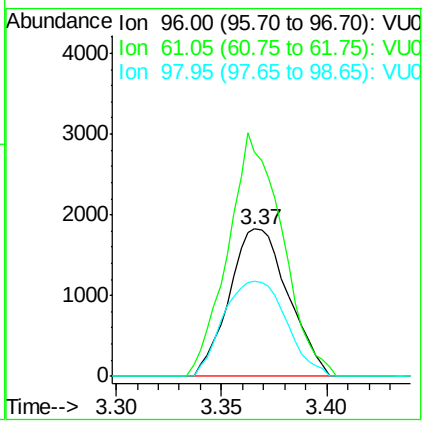

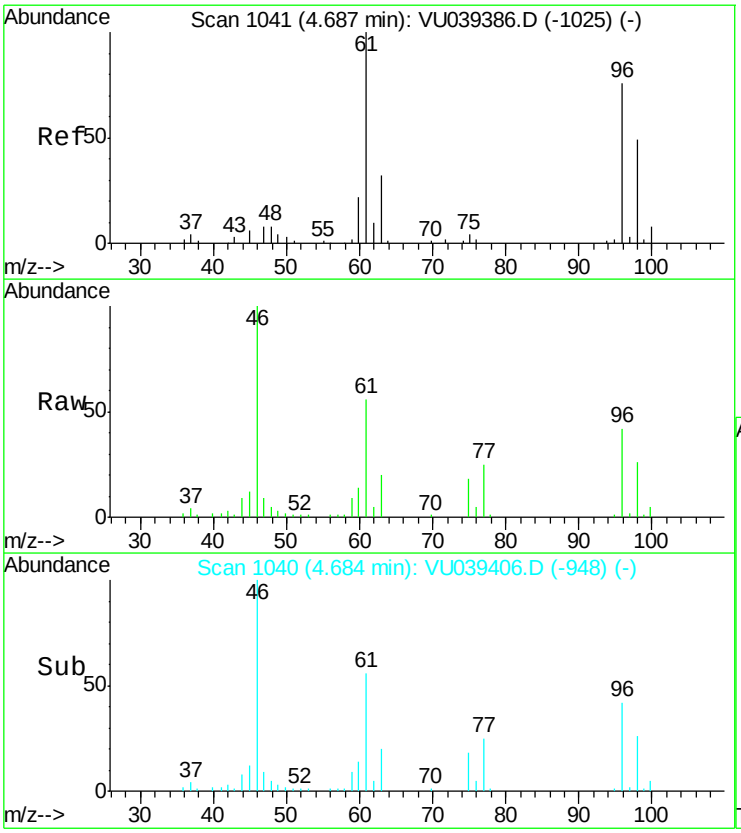

#22
cis-1,2-Dichloroethene
Concen: 2.493 ug/L
RT: 4.68 min Scan# 1040
Delta R.T. -0.00 min
Lab File: VU039406.D
Acq: 09 Jul 2020 19:29

Tgt Ion: 96 Resp: 18590
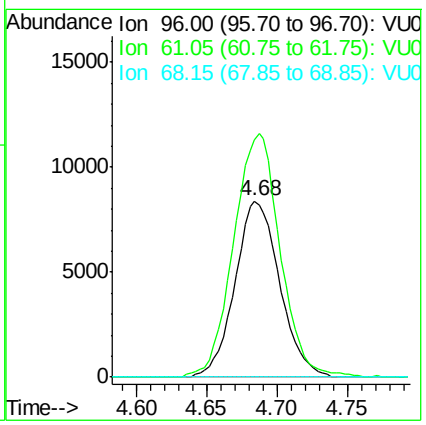
Ion	Ratio	Lower	Upper
96	100		
61	134.6	92.8	172.4
68	0.0	0.0	0.0