

Data Path : Z:\VOASRV\HPCHEM1\MSVOA\_U\DATA\VU071819\  
 Data File : VU033307.D  
 Acq On : 18 Jul 2019 10:34  
 Operator : JC/SP  
 Sample : K3828-01  
 Misc : 5.0mL/MSVOA\_U/WATER  
 ALS Vial : 6 Sample Multiplier: 1

Instrument :  
 MSVOA\_U  
 ClientSampled :  
 GAMRO

Integration Parameters: LSCINT.P

Integrator: RTE  
 Smoothing : OFF  
 Sampling : 1  
 Start Thrs: 0.2  
 Stop Thrs : 0

Filtering: 5  
 Min Area: 0 % of largest Peak  
 Max Peaks: 100  
 Peak Location: TOP

If leading or trailing edge < 100 prefer < Baseline drop else tangent >  
 Peak separation: 5

Method : Z:\VOASRV\HPCHEM1\MSVOA\_U\METHOD\SOMULM071219WMA.M  
 Title : VOC Analysis

Signal : TIC

peak #	R.T. min	first scan	max scan	last scan	PK TY	peak height	corr. area	corr. % max.	% of total
1	1.389	86	93	104	rVV	75132	79849	2.58%	0.248%
2	1.669	172	180	192	rBV	77207	99341	3.21%	0.308%
3	1.746	194	204	224	rVB	648160	851081	27.46%	2.638%
4	1.933	253	262	276	rVB	63987	86400	2.79%	0.268%
5	2.258	353	363	372	rBV	105617	161373	5.21%	0.500%
6	2.306	373	378	393	rVB	22208	34524	1.11%	0.107%
7	2.688	485	497	501	rBV3	71916	124055	4.00%	0.385%
8	2.727	502	509	519	rVB	109163	199403	6.43%	0.618%
9	2.978	572	587	607	rVV	95040	203480	6.56%	0.631%
10	3.283	668	682	699	rBV3	34249	72366	2.33%	0.224%
11	3.534	746	760	776	rBV2	41756	93186	3.01%	0.289%
12	3.634	776	791	808	rBV3	30520	75045	2.42%	0.233%
13	3.865	840	863	880	rBV3	36650	104455	3.37%	0.324%
14	3.968	882	895	909	rVV2	34589	88682	2.86%	0.275%
15	4.068	909	926	941	rVV2	190920	503393	16.24%	1.561%
16	4.148	941	951	978	rVB	113123	290575	9.37%	0.901%
17	4.621	1069	1098	1114	rVV2	149716	381167	12.30%	1.182%
18	4.704	1115	1124	1133	rVV2	31016	76224	2.46%	0.236%
19	4.753	1134	1139	1156	rVB2	23854	50322	1.62%	0.156%
20	4.885	1156	1180	1191	rBV4	12499	40179	1.30%	0.125%
21	4.968	1191	1206	1220	rVV3	136625	343850	11.09%	1.066%
22	5.055	1220	1233	1256	rVB2	143945	394914	12.74%	1.224%
23	5.196	1261	1277	1294	rBV4	54810	168031	5.42%	0.521%
24	5.315	1294	1314	1331	rVV3	230493	723681	23.35%	2.243%
25	5.457	1347	1358	1365	rVV4	46353	97309	3.14%	0.302%
26	5.518	1365	1377	1390	rVV2	161639	423103	13.65%	1.312%
27	5.595	1391	1401	1416	rVB4	80300	196310	6.33%	0.609%
28	5.759	1437	1452	1470	rBV3	31453	67537	2.18%	0.209%
29	5.865	1471	1485	1495	rBV	372926	725181	23.40%	2.248%
30	5.923	1496	1503	1526	rVB5	88735	253868	8.19%	0.787%
31	6.100	1549	1558	1569	rVB3	20770	38540	1.24%	0.119%
32	6.196	1575	1588	1609	rVB5	81964	190881	6.16%	0.592%
33	6.309	1609	1623	1634	rBV	193009	384127	12.39%	1.191%
34	6.393	1634	1649	1663	rVV4	231513	548704	17.70%	1.701%

Data Path : Z:\VOASRV\HPCHEM1\MSVOA\_U\DATA\VU071819\  
 Data File : VU033307.D  
 Acq On : 18 Jul 2019 10:34  
 Operator : JC/SP  
 Sample : K3828-01  
 Misc : 5.0mL/MSVOA\_U/WATER  
 ALS Vial : 6 Sample Multiplier: 1

Instrument :  
 MSVOA\_U  
 ClientSampleId :  
 GAMRO

## Integration Parameters: LSCINT.P

Integrator: RTE  
 Smoothing : OFF  
 Sampling : 1  
 Start Thrs: 0.2  
 Stop Thrs : 0

Filtering: 5  
 Min Area: 0 % of largest Peak  
 Max Peaks: 100  
 Peak Location: TOP

If leading or trailing edge < 100 prefer < Baseline drop else tangent >  
 Peak separation: 5

Method : Z:\VOASRV\HPCHEM1\MSVOA\_U\METHOD\SOMULM071219WMA.M  
 Title : VOC Analysis

35	6.621	1711	1720	1728	rVV2	25387	45261	1.46%	0.140%
36	6.685	1728	1740	1763	rVB	1012886	1778487	57.38%	5.513%
37	6.814	1768	1780	1794	rVV	23252	70870	2.29%	0.220%
38	6.907	1795	1809	1824	rVB4	68284	166416	5.37%	0.516%
39	7.039	1825	1850	1861	rBV4	89833	256459	8.27%	0.795%
40	7.093	1862	1867	1881	rVV7	28235	56582	1.83%	0.175%
41	7.206	1894	1902	1920	rVB	132898	254708	8.22%	0.790%
42	7.402	1951	1963	1985	rVB2	201475	384194	12.40%	1.191%
43	7.547	1985	2008	2023	rBV	326258	676755	21.83%	2.098%
44	7.688	2042	2052	2061	rBV3	22633	47686	1.54%	0.148%
45	7.830	2086	2096	2109	rVB3	112935	192340	6.21%	0.596%
46	7.897	2109	2117	2125	rBV3	21115	35947	1.16%	0.111%
47	8.026	2148	2157	2165	rVV3	23656	40248	1.30%	0.125%
48	8.077	2165	2173	2182	rVB	40637	63664	2.05%	0.197%
49	8.138	2183	2192	2208	rVB	98479	164994	5.32%	0.511%
50	8.245	2218	2225	2231	rBV2	32603	44533	1.44%	0.138%
51	8.293	2231	2240	2258	rVB	343977	577705	18.64%	1.791%
52	8.399	2262	2273	2286	rBV	752752	1149809	37.10%	3.564%
53	8.511	2301	2308	2320	rBV3	45253	88368	2.85%	0.274%
54	8.888	2411	2425	2450	rVB	533062	831213	26.82%	2.577%
55	9.071	2471	2482	2495	rBV	558479	912388	29.44%	2.828%
56	9.232	2523	2532	2551	rVB	252234	409992	13.23%	1.271%
57	9.360	2555	2572	2587	rBV	390604	659576	21.28%	2.045%
58	9.752	2685	2694	2710	rVB2	28945	51914	1.67%	0.161%
59	10.151	2807	2818	2829	rVV	97707	161628	5.21%	0.501%
60	10.415	2889	2900	2915	rVV	381822	616596	19.89%	1.911%
61	10.572	2935	2949	2966	rBV	280606	438101	14.13%	1.358%
62	10.666	2966	2978	2982	rBV	427175	659509	21.28%	2.044%
63	10.756	2996	3006	3031	rVB	293335	462160	14.91%	1.433%
64	10.955	3057	3068	3091	rVB	380439	599150	19.33%	1.857%
65	11.132	3110	3123	3142	rBV	2078221	3099537	100.00%	9.609%
66	11.277	3156	3168	3172	rBV	22284	36658	1.18%	0.114%
67	11.309	3173	3178	3189	rVB	30183	43703	1.41%	0.135%
68	11.412	3200	3210	3217	rVV	44676	65999	2.13%	0.205%
69	11.466	3217	3227	3243	rVB	631325	989701	31.93%	3.068%
70	11.556	3243	3255	3269	rBV	571586	869991	28.07%	2.697%
71	11.752	3303	3316	3325	rBV3	467864	865681	27.93%	2.684%

Data Path : Z:\VOASRV\HPCHEM1\MSVOA\_U\DATA\VU071819\  
 Data File : VU033307.D  
 Acq On : 18 Jul 2019 10:34  
 Operator : JC/SP  
 Sample : K3828-01  
 Misc : 5.0mL/MSVOA\_U/WATER  
 ALS Vial : 6 Sample Multiplier: 1

Instrument :  
 MSVOA\_U  
 ClientSampleId :  
 GAMRO

## Integration Parameters: LSCINT.P

Integrator: RTE  
 Smoothing : OFF Filtering: 5  
 Sampling : 1 Min Area: 0 % of largest Peak  
 Start Thrs: 0.2 Max Peaks: 100  
 Stop Thrs : 0 Peak Location: TOP

If leading or trailing edge < 100 prefer < Baseline drop else tangent >  
 Peak separation: 5

Method : Z:\VOASRV\HPCHEM1\MSVOA\_U\METHOD\SOMULM071219WMA.M  
 Title : VOC Analysis

72	11.846	3335	3345	3367	rVB4	698902	1360778	43.90%	4.218%
73	11.965	3373	3382	3393	rVB3	31776	51777	1.67%	0.161%
74	12.039	3395	3405	3417	rVB	66479	101823	3.29%	0.316%
75	12.132	3423	3434	3439	rBV	181386	289550	9.34%	0.898%
76	12.161	3439	3443	3455	rVB	155770	209558	6.76%	0.650%
77	12.238	3455	3467	3474	rBV	316321	501638	16.18%	1.555%
78	12.338	3487	3498	3531	rVB2	277220	540983	17.45%	1.677%
79	12.537	3549	3560	3573	rVB2	83298	144746	4.67%	0.449%
80	12.637	3573	3591	3599	rBV	188310	288456	9.31%	0.894%
81	12.688	3599	3607	3622	rVB	278836	420990	13.58%	1.305%
82	12.775	3624	3634	3639	rBV2	37175	57620	1.86%	0.179%
83	12.807	3639	3644	3649	rVV	26655	36462	1.18%	0.113%
84	12.952	3680	3689	3704	rVV	181645	276185	8.91%	0.856%
85	13.109	3717	3738	3749	rBV2	401397	717578	23.15%	2.224%
86	13.174	3753	3758	3767	rVB3	43036	65856	2.12%	0.204%
87	13.280	3781	3791	3802	rVB3	59072	96073	3.10%	0.298%
88	13.395	3816	3827	3833	rBV3	27943	47553	1.53%	0.147%
89	13.444	3833	3842	3850	rBV2	64310	99810	3.22%	0.309%
90	13.498	3850	3859	3866	rBV2	81652	134407	4.34%	0.417%
91	13.598	3884	3890	3896	rVB	46671	58753	1.90%	0.182%
92	13.730	3921	3931	3941	rVV	105097	170040	5.49%	0.527%
93	13.945	3988	3998	4008	rVV6	23329	48190	1.55%	0.149%
94	14.000	4008	4015	4026	rVV3	24343	40105	1.29%	0.124%
95	14.141	4049	4059	4073	rBV	39962	65586	2.12%	0.203%
96	14.321	4106	4115	4128	rBV2	33929	71032	2.29%	0.220%
97	14.466	4151	4160	4171	rVV3	17340	34437	1.11%	0.107%
98	14.530	4171	4180	4191	rVB4	23123	42931	1.39%	0.133%
99	14.865	4275	4284	4300	rVV	30147	57077	1.84%	0.177%
100	15.051	4331	4342	4357	rBV2	104563	188354	6.08%	0.584%

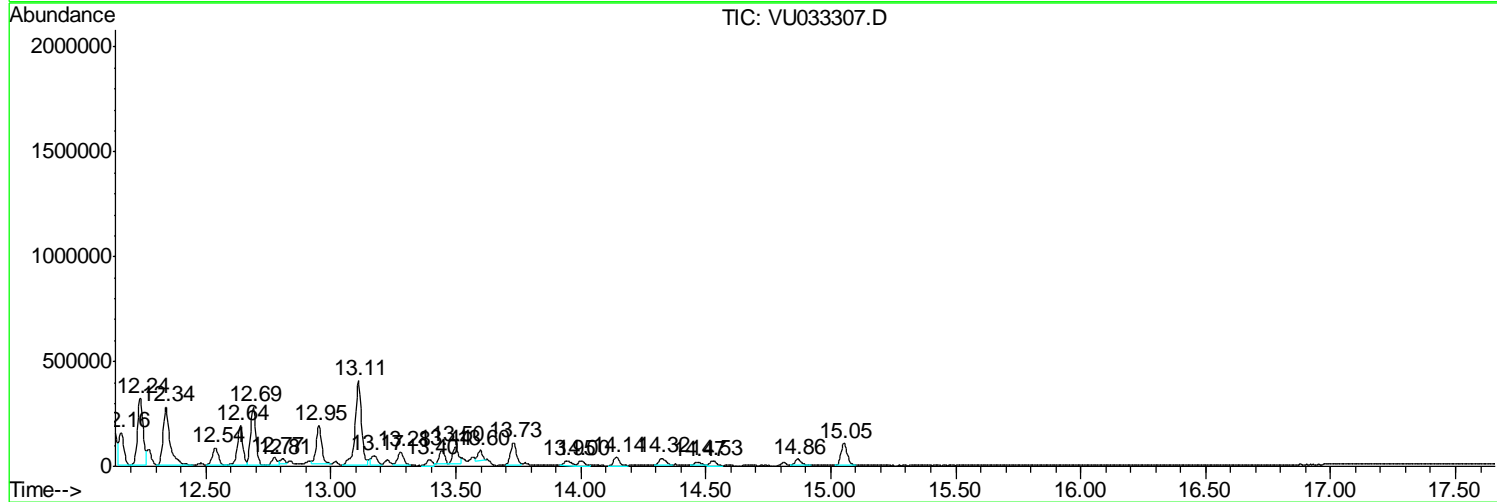
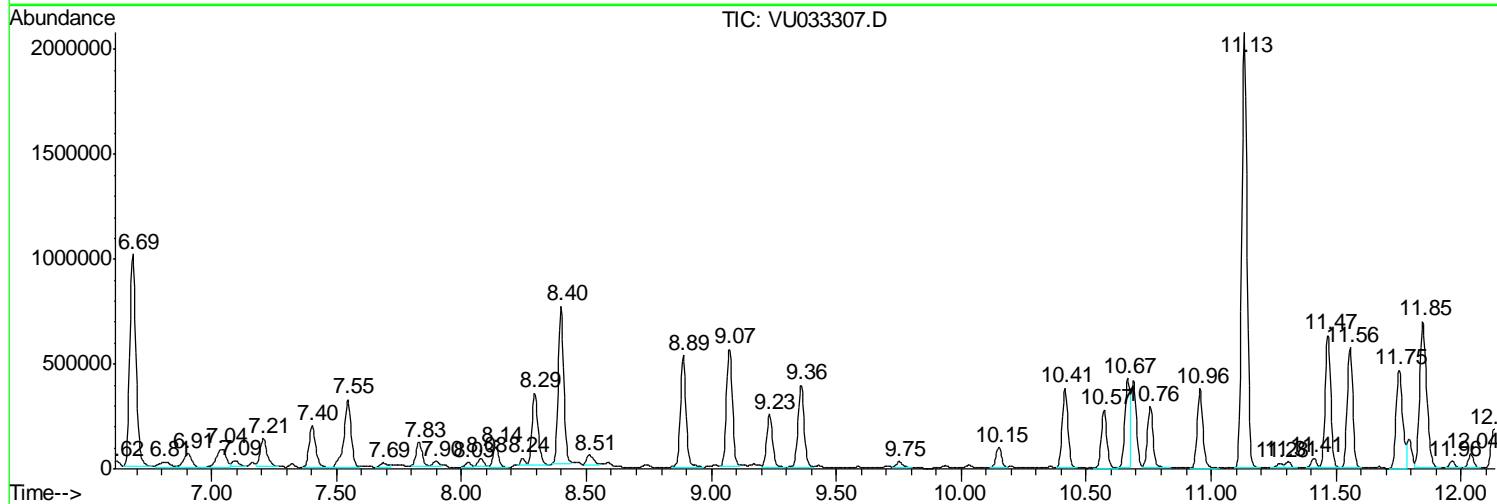
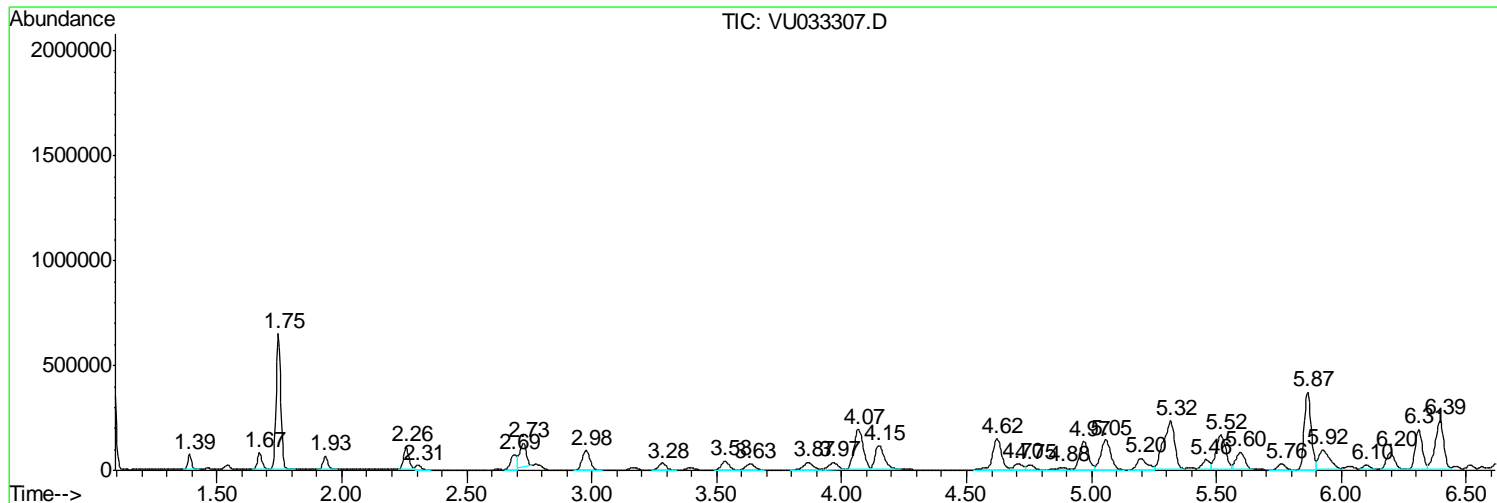
Sum of corrected areas: 32258007

Data Path : Z:\VOASRV\HPCHEM1\MSVOA\_U\DATA\VU071819\  
 Data File : VU033307.D  
 Acq On : 18 Jul 2019 10:34  
 Operator : JC/SP  
 Sample : K3828-01  
 Misc : 5.0mL/MSVOA\_U/WATER  
 ALS Vial : 6 Sample Multiplier: 1

**Instrument :**  
 MSVOA\_U  
**ClientSampled :**  
 GAMRO

Quant Method : Z:\VOASRV\HPCHEM1\MSVOA\_U\METHOD\SOMULM071219WMA.M  
 Quant Title : VOC Analysis

TIC Library : C:\DATABASE\NIST11.L  
 TIC Integration Parameters: LSCINT.P



Data Path : Z:\VOASRV\HPCHEM1\MSVOA\_U\DATA\VU071819\  
 Data File : VU033307.D  
 Acq On : 18 Jul 2019 10:34  
 Operator : JC/SP  
 Sample : K3828-01  
 Misc : 5.0mL/MSVOA\_U/WATER  
 ALS Vial : 6 Sample Multiplier: 1

Instrument :  
 MSVOA\_U  
 ClientSampled :  
 GAMRO

Quant Method : Z:\VOASRV\HPCHEM1\MSVOA\_U\METHOD\SOMULM071219WMA.M  
 Quant Title : VOC Analysis

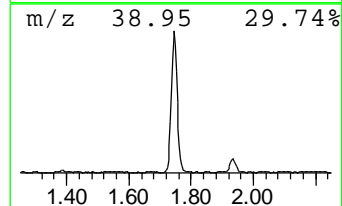
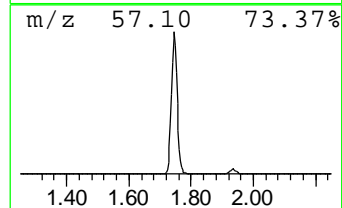
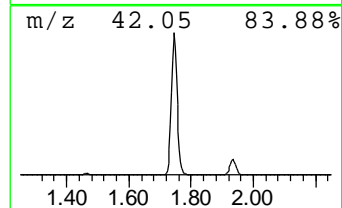
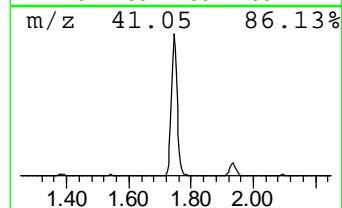
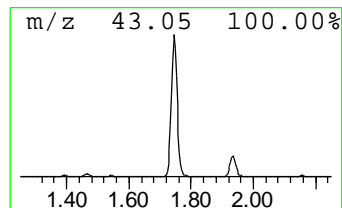
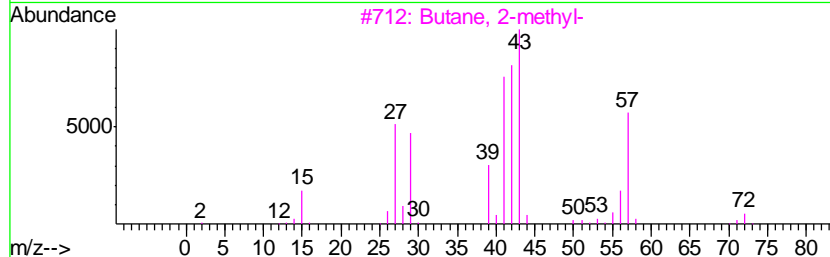
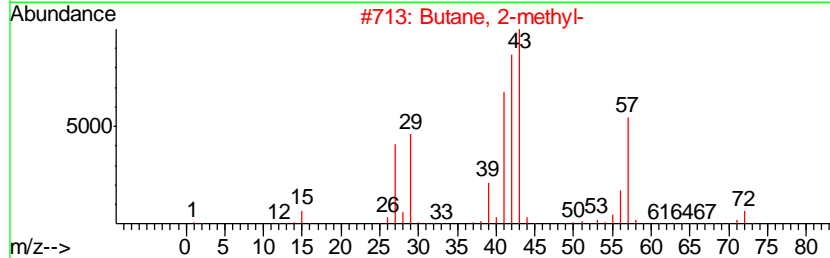
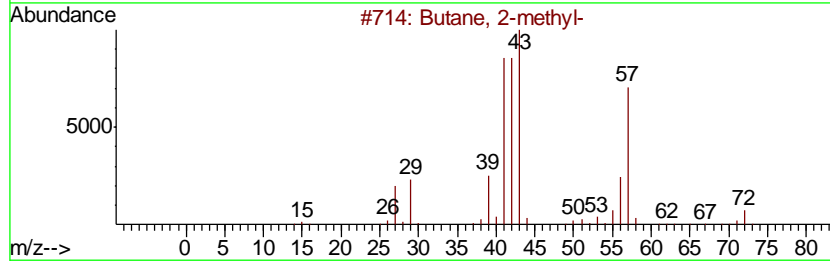
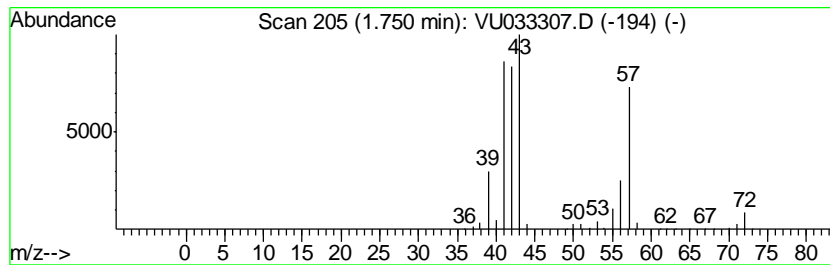
TIC Library : C:\DATABASE\NIST11.L  
 TIC Integration Parameters: LSCINT.P

\*\*\*\*\*  
 Peak Number 1 (DEL) Alkane: Straight-Chai... Concentration Rank 4

R.T.	EstConc	Area	Relative to ISTD	R.T.
1.75	58.68 ug/L	851081	1,4-Difluorobenzene	5.87

Hit#	of	Tentative ID	MW	MolForm	CAS#	Qual
1	5	Butane, 2-methyl-	72	C5H12	000078-78-4	94
2		Butane, 2-methyl-	72	C5H12	000078-78-4	86
3		Butane, 2-methyl-	72	C5H12	000078-78-4	86
4		3-Buten-1-ol	72	C4H8O	000627-27-0	47
5		Pentane	72	C5H12	000109-66-0	36



Data Path : Z:\VOASRV\HPCHEM1\MSVOA\_U\DATA\VU071819\  
 Data File : VU033307.D  
 Acq On : 18 Jul 2019 10:34  
 Operator : JC/SP  
 Sample : K3828-01  
 Misc : 5.0mL/MSVOA\_U/WATER  
 ALS Vial : 6 Sample Multiplier: 1

Instrument :  
 MSVOA\_U  
 ClientSampled :  
 GAMRO

Quant Method : Z:\VOASRV\HPCHEM1\MSVOA\_U\METHOD\SOMULM071219WMA.M  
 Quant Title : VOC Analysis

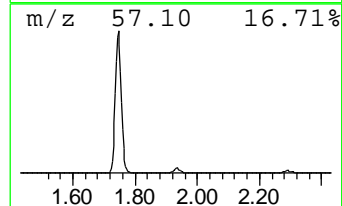
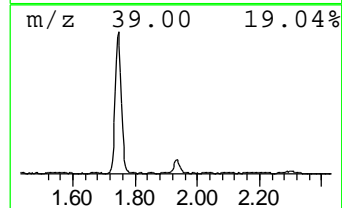
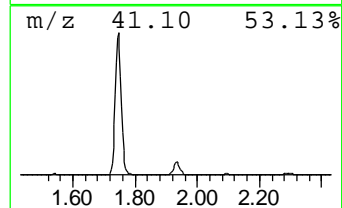
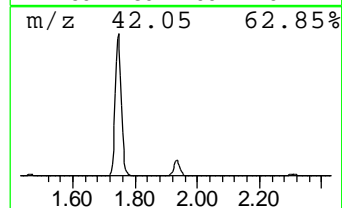
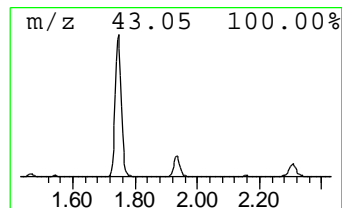
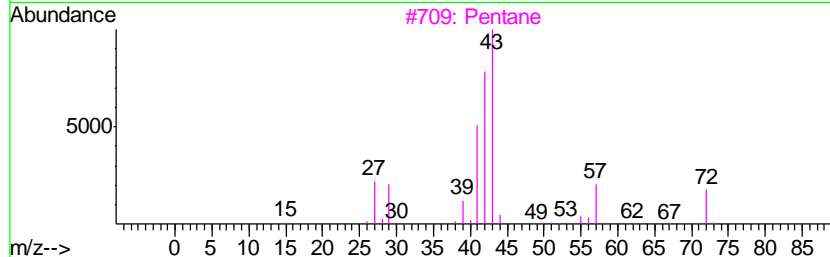
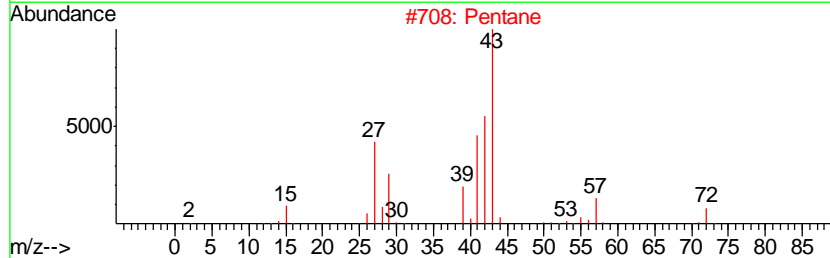
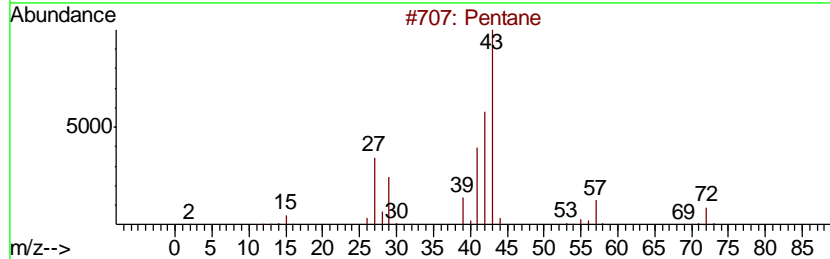
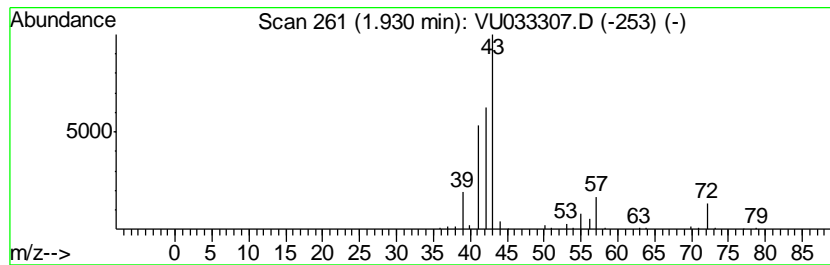
TIC Library : C:\DATABASE\NIST11.L  
 TIC Integration Parameters: LSCINT.P

\*\*\*\*\*  
 Peak Number 2 (DEL) Alkane: Straight-Chai... Concentration Rank 41

R.T.	EstConc	Area	Relative to ISTD	R.T.
1.93	5.96 ug/L	86400	1,4-Difluorobenzene	5.87

Hit#	of	Tentative ID	MW	MolForm	CAS#	Qual
1	5	Pentane	72	C5H12	000109-66-0	90
2		Pentane	72	C5H12	000109-66-0	90
3		Pentane	72	C5H12	000109-66-0	90
4		Pentane	72	C5H12	000109-66-0	72
5		Oxirane, ethyl-	72	C4H8O	000106-88-7	50



Data Path : Z:\VOASRV\HPCHEM1\MSVOA\_U\DATA\VU071819\  
 Data File : VU033307.D  
 Acq On : 18 Jul 2019 10:34  
 Operator : JC/SP  
 Sample : K3828-01  
 Misc : 5.0mL/MSVOA\_U/WATER  
 ALS Vial : 6 Sample Multiplier: 1

Instrument :  
 MSVOA\_U  
 ClientSampleID :  
 GAMRO

Quant Method : Z:\VOASRV\HPCHEM1\MSVOA\_U\METHOD\SOMULM071219WMA.M  
 Quant Title : VOC Analysis

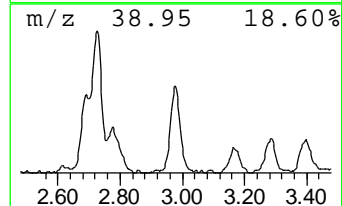
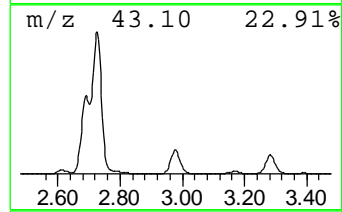
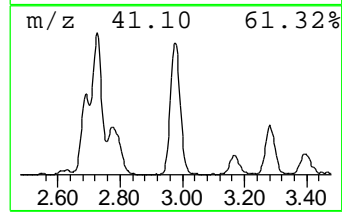
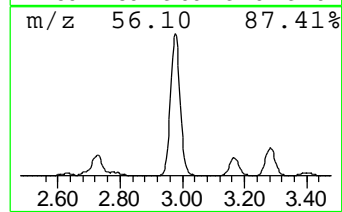
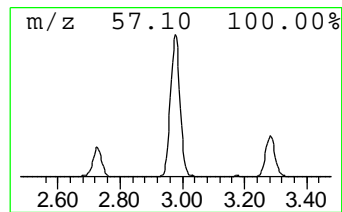
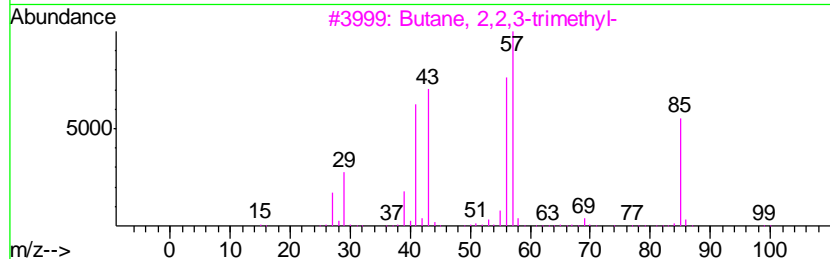
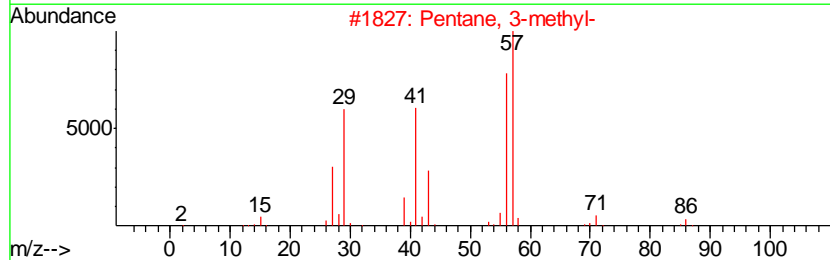
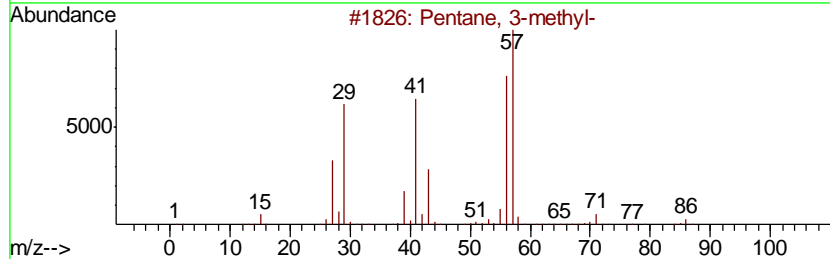
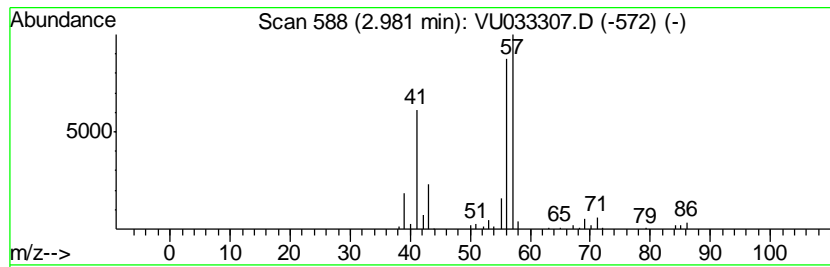
TIC Library : C:\DATABASE\NIST11.L  
 TIC Integration Parameters: LSCINT.P

\*\*\*\*\*  
 Peak Number 3 (DEL) Alkane: Straight-Chai... Concentration Rank 25

R.T.	EstConc	Area	Relative to ISTD	R.T.
2.98	14.03 ug/L	203480	1,4-Difluorobenzene	5.87

Hit#	of	Tentative ID	MW	MolForm	CAS#	Qual
1	5	Pentane, 3-methyl-	86	C6H14	000096-14-0	86
2		Pentane, 3-methyl-	86	C6H14	000096-14-0	86
3		Butane, 2,2,3-trimethyl-	100	C7H16	000464-06-2	83
4		Pentane, 3-methyl-	86	C6H14	000096-14-0	80
5		Hexane, 2,2,3-trimethyl-	128	C9H20	016747-25-4	72



Data Path : Z:\VOASRV\HPCHEM1\MSVOA\_U\DATA\VU071819\  
 Data File : VU033307.D  
 Acq On : 18 Jul 2019 10:34  
 Operator : JC/SP  
 Sample : K3828-01  
 Misc : 5.0mL/MSVOA\_U/WATER  
 ALS Vial : 6 Sample Multiplier: 1

Instrument :  
 MSVOA\_U  
 ClientSampleID :  
 GAMRO

Quant Method : Z:\VOASRV\HPCHEM1\MSVOA\_U\METHOD\SOMULM071219WMA.M  
 Quant Title : VOC Analysis

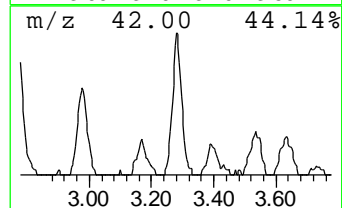
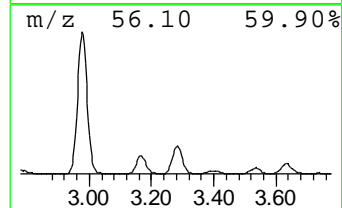
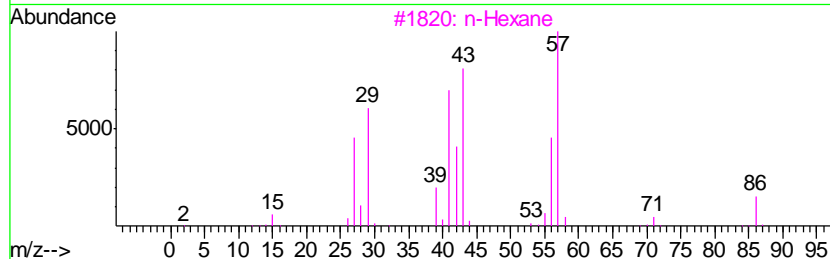
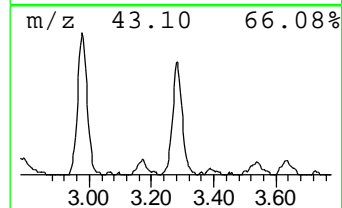
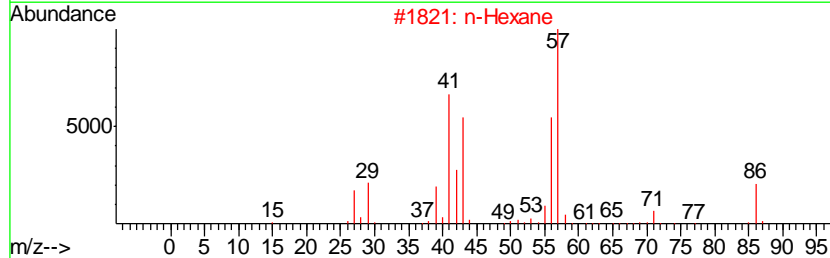
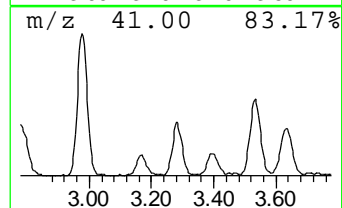
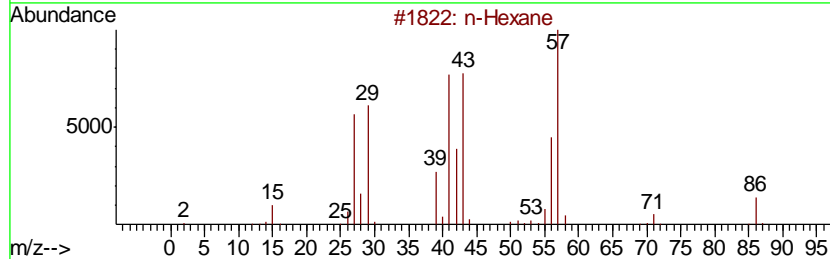
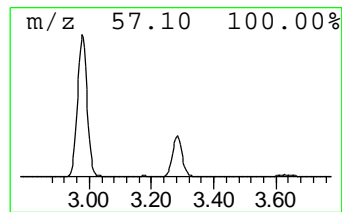
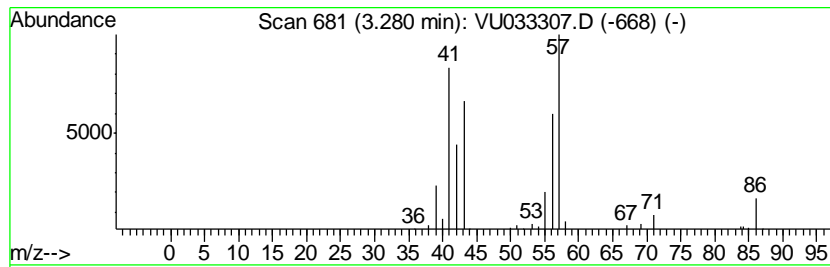
TIC Library : C:\DATABASE\NIST11.L  
 TIC Integration Parameters: LSCINT.P

\*\*\*\*\*  
 Peak Number 4 (DEL) Alkane: Straight-Chai... Concentration Rank 46

R.T.	EstConc	Area	Relative to ISTD	R.T.
3.28	4.99 ug/L	72366	1,4-Difluorobenzene	5.87

Hit#	of	Tentative ID	MW	MolForm	CAS#	Qual
1	5	n-Hexane	86	C6H14	000110-54-3	86
2		n-Hexane	86	C6H14	000110-54-3	74
3		n-Hexane	86	C6H14	000110-54-3	64
4		Pentane, 2,4-dimethyl-	100	C7H16	000108-08-7	43
5		Butane, 2,2,3-trimethyl-	100	C7H16	000464-06-2	43





Data Path : Z:\VOASRV\HPCHEM1\MSVOA\_U\DATA\VU071819\  
 Data File : VU033307.D  
 Acq On : 18 Jul 2019 10:34  
 Operator : JC/SP  
 Sample : K3828-01  
 Misc : 5.0mL/MSVOA\_U/WATER  
 ALS Vial : 6 Sample Multiplier: 1

Instrument :  
 MSVOA\_U  
 ClientSampled :  
 GAMRO

Quant Method : Z:\VOASRV\HPCHEM1\MSVOA\_U\METHOD\SOMULM071219WMA.M  
 Quant Title : VOC Analysis

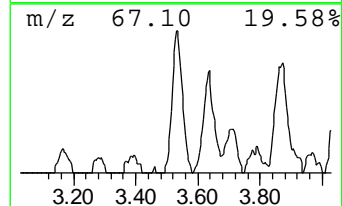
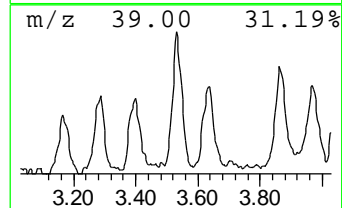
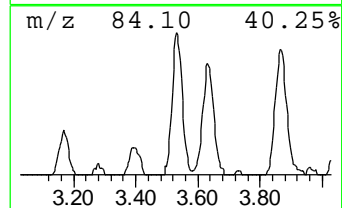
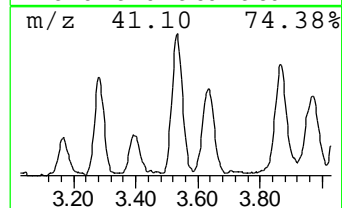
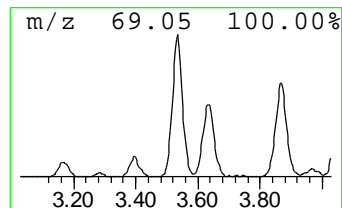
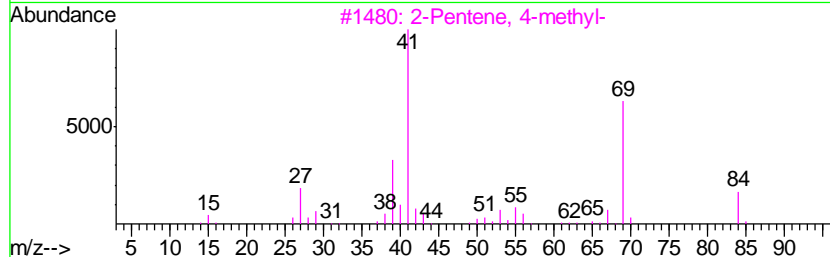
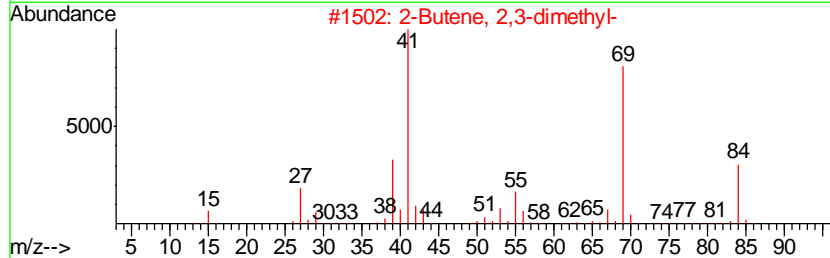
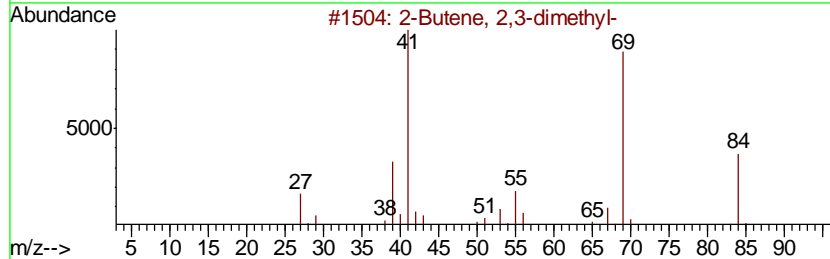
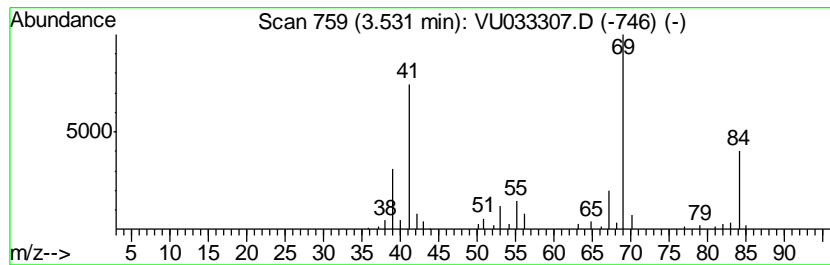
TIC Library : C:\DATABASE\NIST11.L  
 TIC Integration Parameters: LSCINT.P

\*\*\*\*\*  
 Peak Number 5 (DEL) Alkane: Cyclic3.53 Concentration Rank 39

R.T.	EstConc	Area	Relative to ISTD	R.T.
3.53	6.43 ug/L	93186	1,4-Difluorobenzene	5.87

Hit#	of	Tentative ID	MW	MolForm	CAS#	Qual
1	5	2-Butene, 2,3-dimethyl-	84	C6H12	000563-79-1	90
2		2-Butene, 2,3-dimethyl-	84	C6H12	000563-79-1	90
3		2-Pentene, 4-methyl-	84	C6H12	004461-48-7	87
4		Cyclopropane, 1,1,2-trimethyl-	84	C6H12	004127-45-1	87
5		2-Pentene, 4-methyl-	84	C6H12	004461-48-7	86



Data Path : Z:\VOASRV\HPCHEM1\MSVOA\_U\DATA\VU071819\  
 Data File : VU033307.D  
 Acq On : 18 Jul 2019 10:34  
 Operator : JC/SP  
 Sample : K3828-01  
 Misc : 5.0mL/MSVOA\_U/WATER  
 ALS Vial : 6 Sample Multiplier: 1

Instrument :  
 MSVOA\_U  
 ClientSampleID :  
 GAMRO

Quant Method : Z:\VOASRV\HPCHEM1\MSVOA\_U\METHOD\SOMULM071219WMA.M  
 Quant Title : VOC Analysis

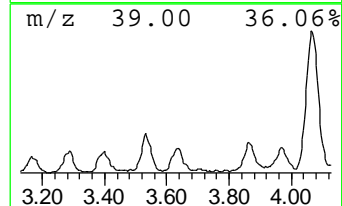
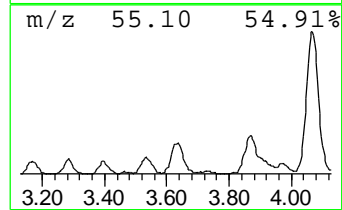
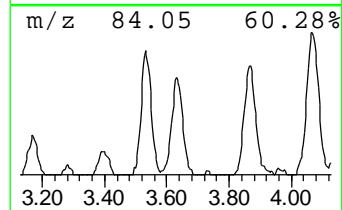
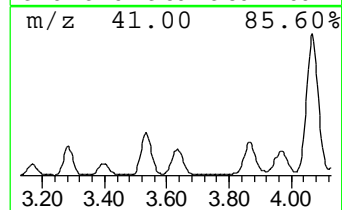
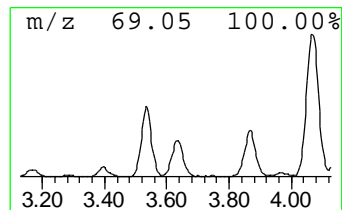
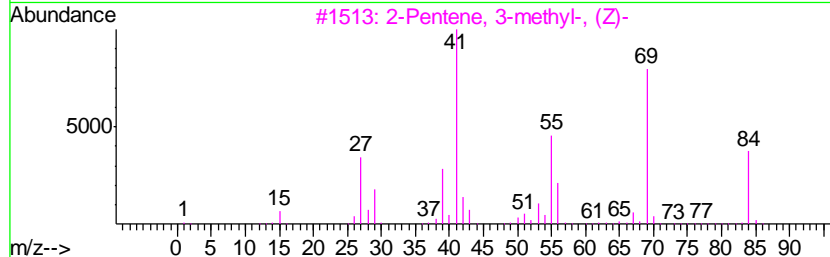
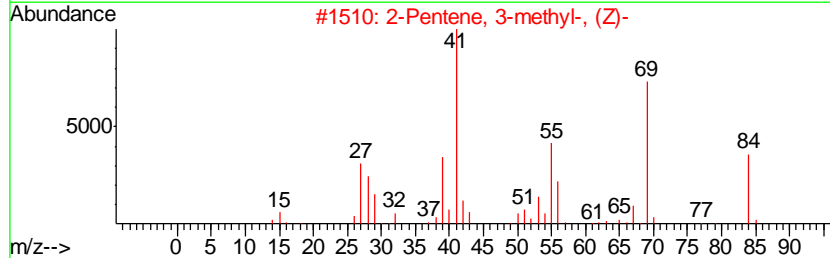
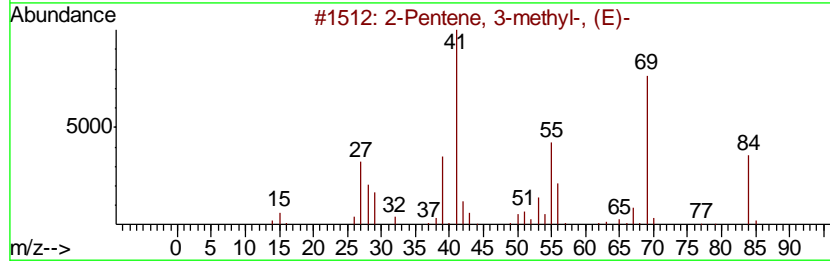
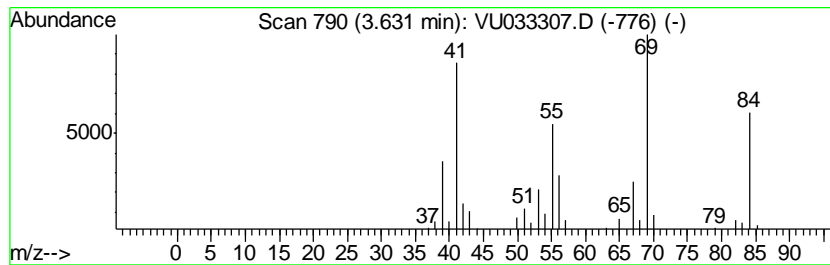
TIC Library : C:\DATABASE\NIST11.L  
 TIC Integration Parameters: LSCINT.P

\*\*\*\*\*  
 Peak Number 6 (DEL) Alkane: Cyclic3.63 Concentration Rank 43

R.T.	EstConc	Area	Relative to ISTD	R.T.
3.63	5.17 ug/L	75045	1,4-Difluorobenzene	5.87

Hit#	of	Tentative ID	MW	MolForm	CAS#	Qual
1	5	2-Pentene, 3-methyl-, (E)-	84	C6H12	000616-12-6	91
2		2-Pentene, 3-methyl-, (Z)-	84	C6H12	000922-62-3	91
3		2-Pentene, 3-methyl-, (Z)-	84	C6H12	000922-62-3	87
4		2-Pentene, 3-methyl-, (E)-	84	C6H12	000616-12-6	87
5		2-Pentene, 3-methyl-, (Z)-	84	C6H12	000922-62-3	86



Data Path : Z:\VOASRV\HPCHEM1\MSVOA\_U\DATA\VU071819\  
 Data File : VU033307.D  
 Acq On : 18 Jul 2019 10:34  
 Operator : JC/SP  
 Sample : K3828-01  
 Misc : 5.0mL/MSVOA\_U/WATER  
 ALS Vial : 6 Sample Multiplier: 1

Instrument :  
 MSVOA\_U  
 ClientSampleID :  
 GAMRO

Quant Method : Z:\VOASRV\HPCHEM1\MSVOA\_U\METHOD\SOMULM071219WMA.M  
 Quant Title : VOC Analysis

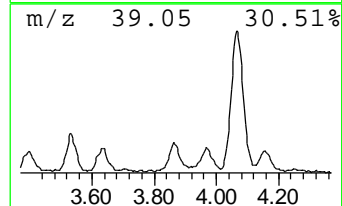
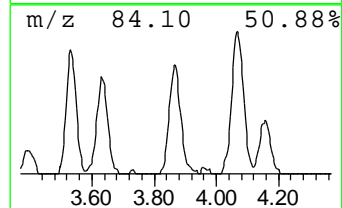
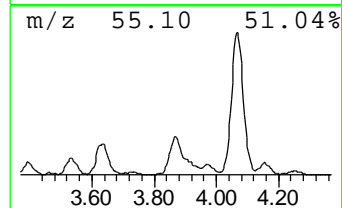
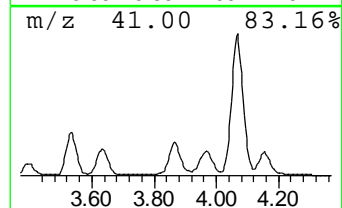
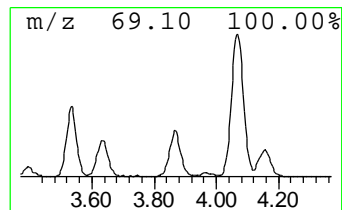
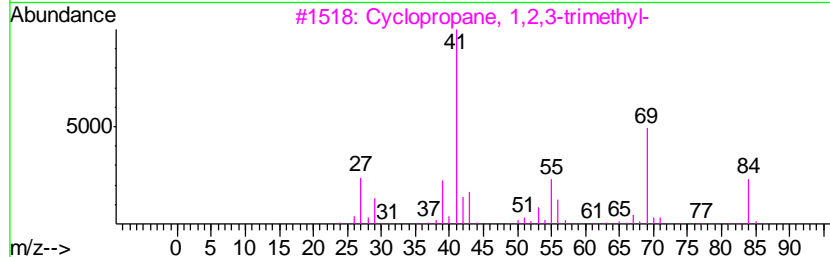
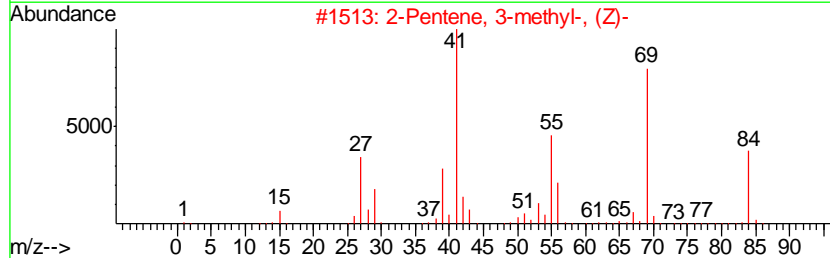
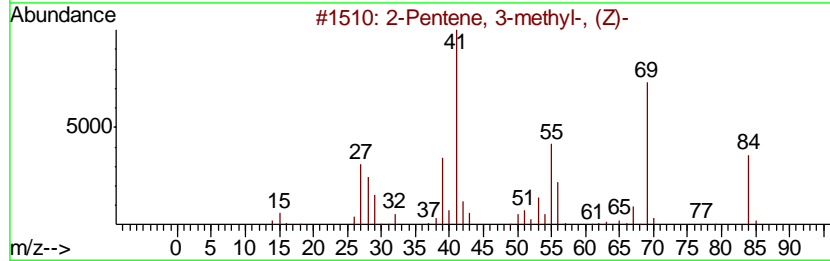
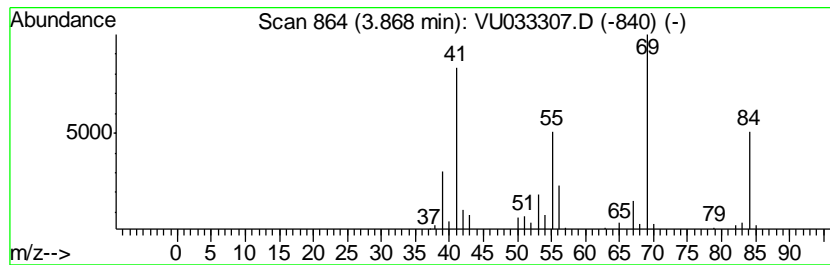
TIC Library : C:\DATABASE\NIST11.L  
 TIC Integration Parameters: LSCINT.P

\*\*\*\*\*  
 Peak Number 7 (DEL) Alkane: Cyclic3.87 Concentration Rank 36

R.T.	EstConc	Area	Relative to ISTD	R.T.
3.87	7.20 ug/L	104455	1,4-Difluorobenzene	5.87

Hit#	of	Tentative ID	MW	MolForm	CAS#	Qual
1	5	2-Pentene, 3-methyl-, (Z)-	84	C6H12	000922-62-3	90
2		2-Pentene, 3-methyl-, (Z)-	84	C6H12	000922-62-3	90
3		Cyclopropane, 1,2,3-trimethyl-	84	C6H12	042984-19-0	87
4		2-Pentene, 3-methyl-	84	C6H12	000922-61-2	87
5		2-Pentene, 3-methyl-, (E)-	84	C6H12	000616-12-6	87



Data Path : Z:\VOASRV\HPCHEM1\MSVOA\_U\DATA\VU071819\  
 Data File : VU033307.D  
 Acq On : 18 Jul 2019 10:34  
 Operator : JC/SP  
 Sample : K3828-01  
 Misc : 5.0mL/MSVOA\_U/WATER  
 ALS Vial : 6 Sample Multiplier: 1

Instrument :  
 MSVOA\_U  
 ClientSampled :  
 GAMRO

Quant Method : Z:\VOASRV\HPCHEM1\MSVOA\_U\METHOD\SOMULM071219WMA.M  
 Quant Title : VOC Analysis

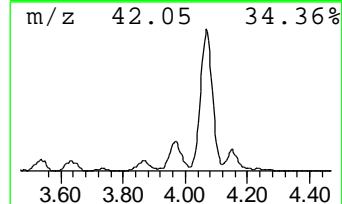
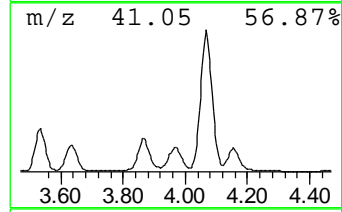
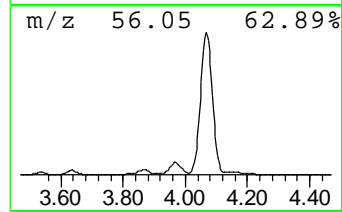
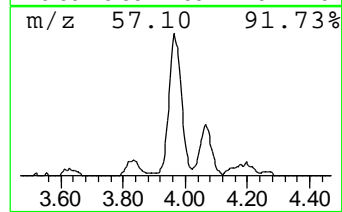
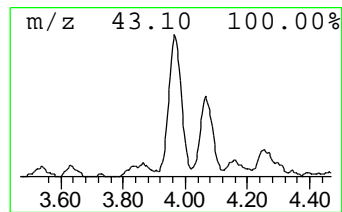
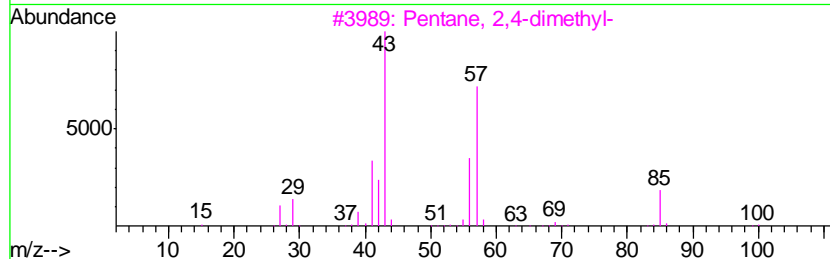
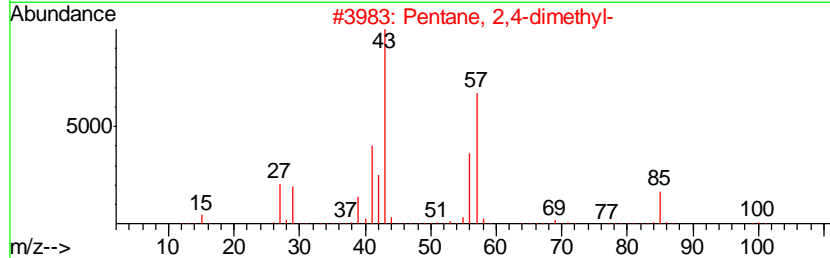
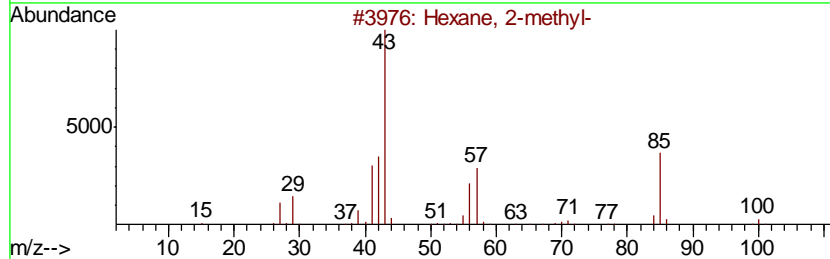
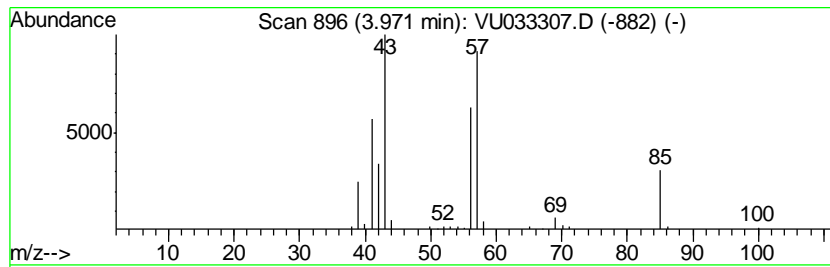
TIC Library : C:\DATABASE\NIST11.L  
 TIC Integration Parameters: LSCINT.P

\*\*\*\*\*  
 Peak Number 8 (DEL) Alkane: Straight-Chai... Concentration Rank 40

R.T.	EstConc	Area	Relative to ISTD	R.T.
3.97	6.11 ug/L	88682	1,4-Difluorobenzene	5.87

Hit#	of	Tentative ID	MW	MolForm	CAS#	Qual
1	5	Hexane, 2-methyl-	100	C7H16	000591-76-4	83
2		Pentane, 2,4-dimethyl-	100	C7H16	000108-08-7	72
3		Pentane, 2,4-dimethyl-	100	C7H16	000108-08-7	72
4		Pentane, 2,4-dimethyl-	100	C7H16	000108-08-7	64
5		Butane, 2,2,3-trimethyl-	100	C7H16	000464-06-2	59



Data Path : Z:\VOASRV\HPCHEM1\MSVOA\_U\DATA\VU071819\  
 Data File : VU033307.D  
 Acq On : 18 Jul 2019 10:34  
 Operator : JC/SP  
 Sample : K3828-01  
 Misc : 5.0mL/MSVOA\_U/WATER  
 ALS Vial : 6 Sample Multiplier: 1

Instrument :  
 MSVOA\_U  
 ClientSampled :  
 GAMRO

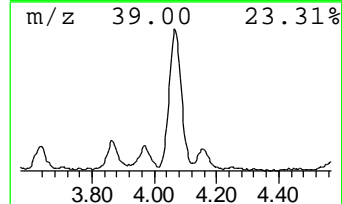
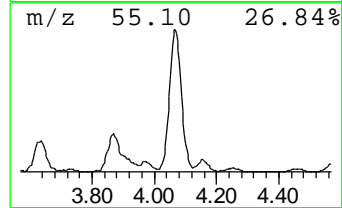
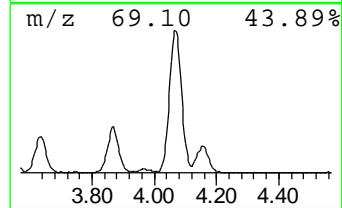
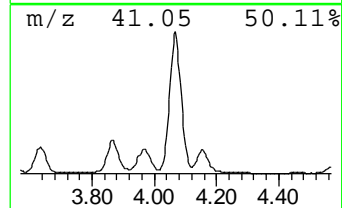
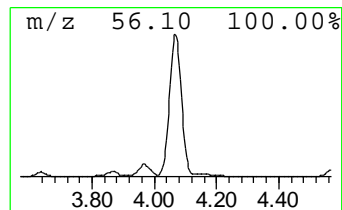
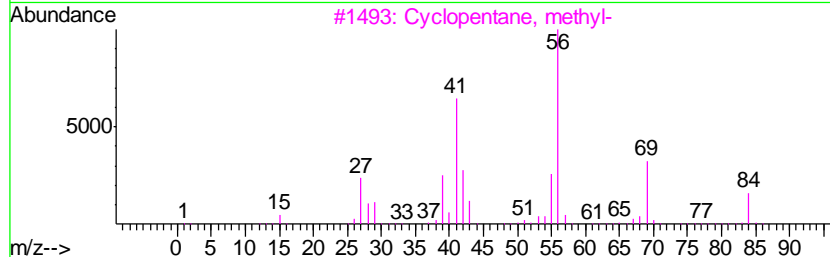
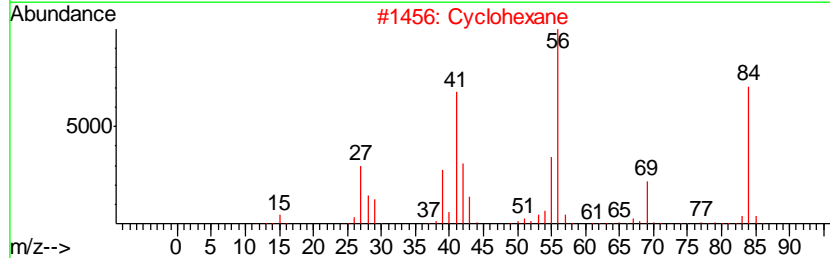
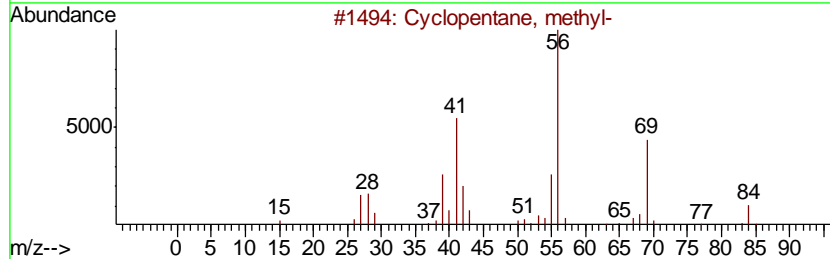
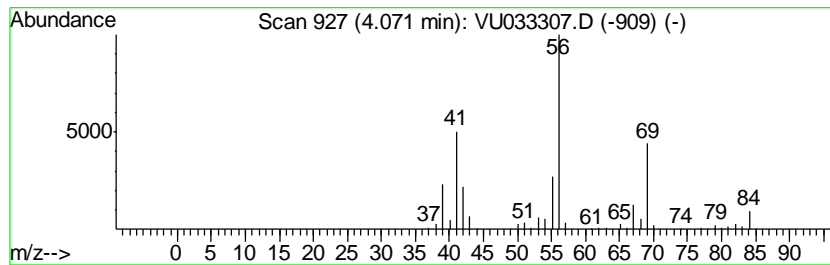
Quant Method : Z:\VOASRV\HPCHEM1\MSVOA\_U\METHOD\SOMULM071219WMA.M  
 Quant Title : VOC Analysis

TIC Library : C:\DATABASE\NIST11.L  
 TIC Integration Parameters: LSCINT.P

\*\*\*\*\*  
 Peak Number 9 (DEL) Alkane: Cyclic4.07 Concentration Rank 9

R.T.	EstConc	Area	Relative to ISTD	R.T.
4.07	34.71 ug/L	503393	1,4-Difluorobenzene	5.87

Hit#	of	Tentative ID	MW	MolForm	CAS#	Qual
1	5	Cyclopentane, methyl-	84	C6H12	000096-37-7	90
2		Cyclohexane	84	C6H12	000110-82-7	86
3		Cyclopentane, methyl-	84	C6H12	000096-37-7	86
4		Cyclohexane	84	C6H12	000110-82-7	72
5		1H-Tetrazole, 5-methyl-	84	C2H4N4	004076-36-2	72



Data Path : Z:\VOASRV\HPCHEM1\MSVOA\_U\DATA\VU071819\  
 Data File : VU033307.D  
 Acq On : 18 Jul 2019 10:34  
 Operator : JC/SP  
 Sample : K3828-01  
 Misc : 5.0mL/MSVOA\_U/WATER  
 ALS Vial : 6 Sample Multiplier: 1

Instrument :  
 MSVOA\_U  
 ClientSampleID :  
 GAMRO

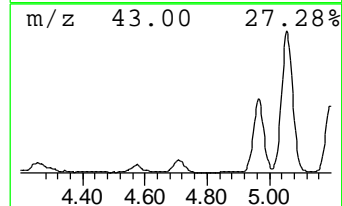
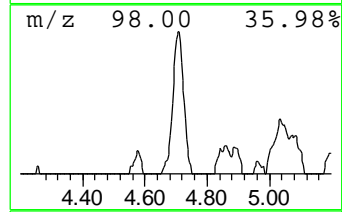
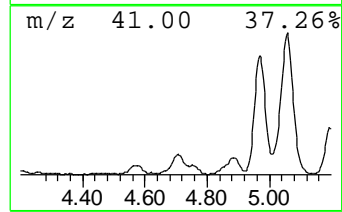
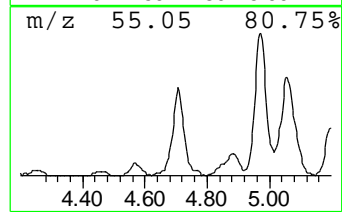
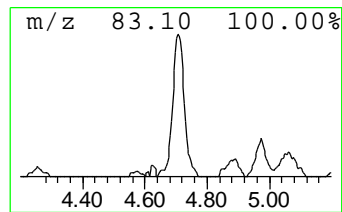
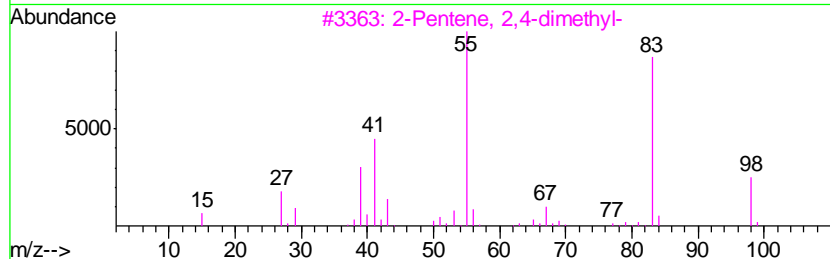
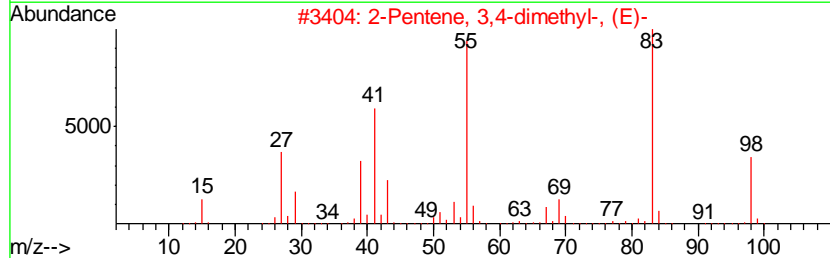
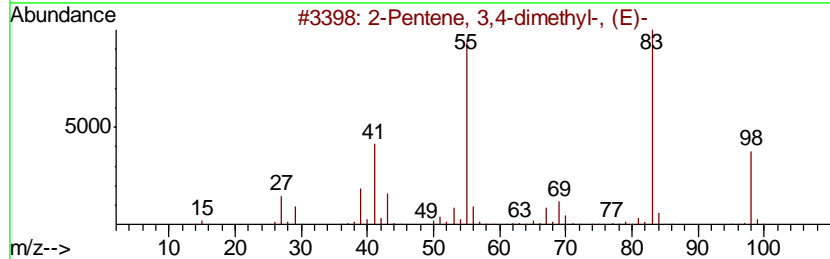
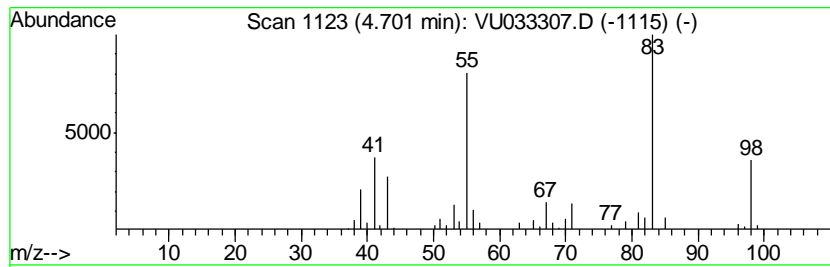
Quant Method : Z:\VOASRV\HPCHEM1\MSVOA\_U\METHOD\SOMULM071219WMA.M  
 Quant Title : VOC Analysis

TIC Library : C:\DATABASE\NIST11.L  
 TIC Integration Parameters: LSCINT.P

\*\*\*\*\*  
 Peak Number 10 (DEL) Alkane: Cyclic4.70 Concentration Rank 42

R.T.	EstConc	Area	Relative to ISTD	R.T.
4.70	5.26 ug/L	76224	1,4-Difluorobenzene	5.87

Hit#	of	Tentative ID	MW	MolForm	CAS#	Qual
1	5	2-Pentene, 3,4-dimethyl-, (E)-	98	C7H14	004914-92-5	83
2		2-Pentene, 3,4-dimethyl-, (E)-	98	C7H14	004914-92-5	83
3		2-Pentene, 2,4-dimethyl-	98	C7H14	000625-65-0	80
4		2-Pentene, 2,4-dimethyl-	98	C7H14	000625-65-0	80
5		2-Pentene, 2,4-dimethyl-	98	C7H14	000625-65-0	80



Data Path : Z:\VOASRV\HPCHEM1\MSVOA\_U\DATA\VU071819\  
 Data File : VU033307.D  
 Acq On : 18 Jul 2019 10:34  
 Operator : JC/SP  
 Sample : K3828-01  
 Misc : 5.0mL/MSVOA\_U/WATER  
 ALS Vial : 6 Sample Multiplier: 1

Instrument :  
 MSVOA\_U  
 ClientSampleID :  
 GAMRO

Quant Method : Z:\VOASRV\HPCHEM1\MSVOA\_U\METHOD\SOMULM071219WMA.M  
 Quant Title : VOC Analysis

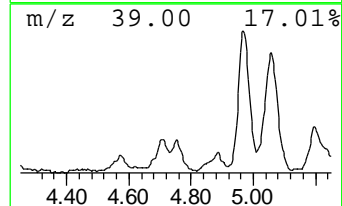
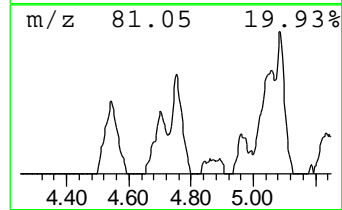
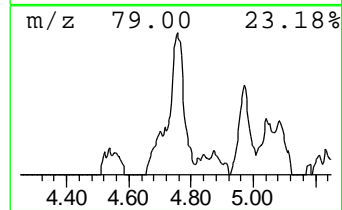
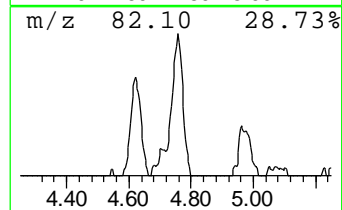
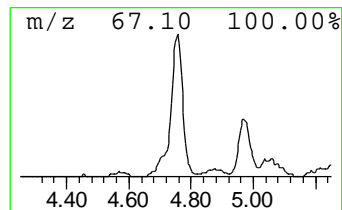
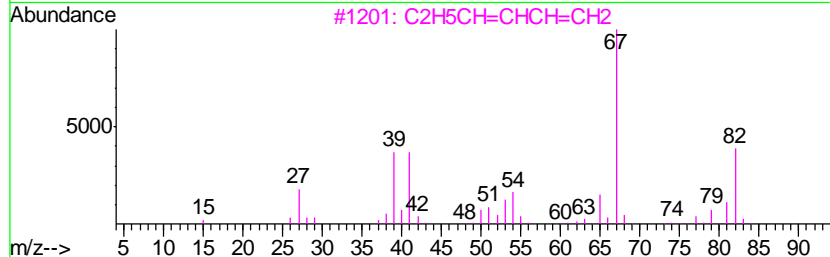
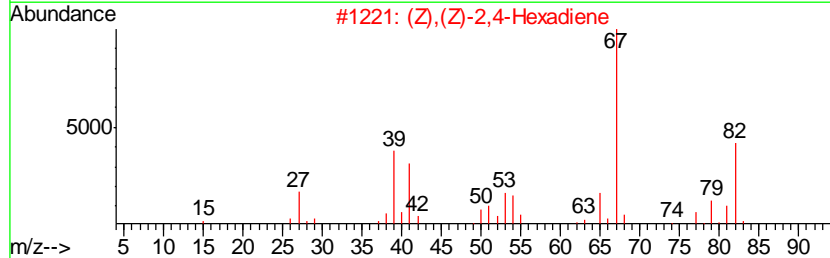
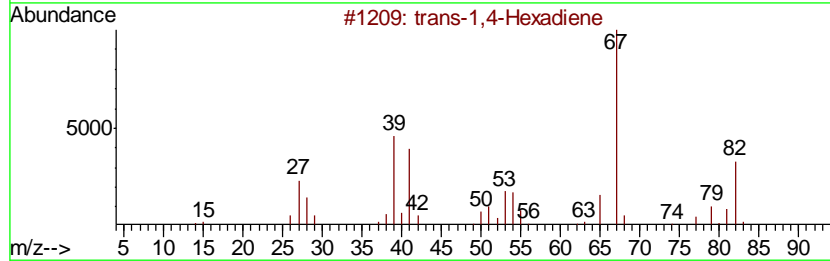
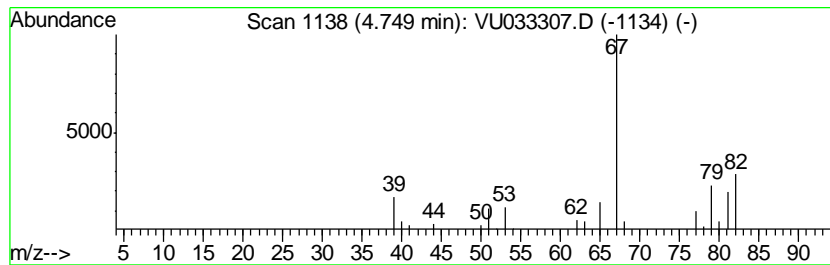
TIC Library : C:\DATABASE\NIST11.L  
 TIC Integration Parameters: LSCINT.P

\*\*\*\*\*  
 Peak Number 11 trans-1,4-Hexadiene Concentration Rank 54

R.T.	EstConc	Area	Relative to ISTD	R.T.
4.75	3.47 ug/L	50322	1,4-Difluorobenzene	5.87

Hit#	of	Tentative ID	MW	MolForm	CAS#	Qual
1	5	trans-1,4-Hexadiene	82	C6H10	007319-00-8	64
2		(Z),(Z)-2,4-Hexadiene	82	C6H10	006108-61-8	64
3		C2H5CH=CHCH=CH2	82	C6H10	000592-48-3	64
4		Cyclopentene, 1-methyl-	82	C6H10	000693-89-0	64
5		2,4-Hexadiene	82	C6H10	000592-46-1	59



Data Path : Z:\VOASRV\HPCHEM1\MSVOA\_U\DATA\VU071819\  
 Data File : VU033307.D  
 Acq On : 18 Jul 2019 10:34  
 Operator : JC/SP  
 Sample : K3828-01  
 Misc : 5.0mL/MSVOA\_U/WATER  
 ALS Vial : 6 Sample Multiplier: 1

Instrument :  
 MSVOA\_U  
 ClientSampled :  
 GAMRO

Quant Method : Z:\VOASRV\HPCHEM1\MSVOA\_U\METHOD\SOMULM071219WMA.M  
 Quant Title : VOC Analysis

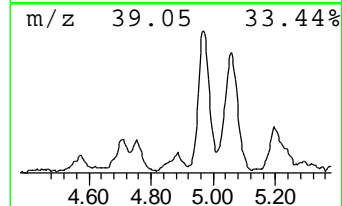
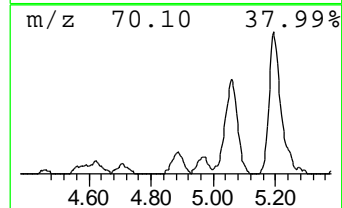
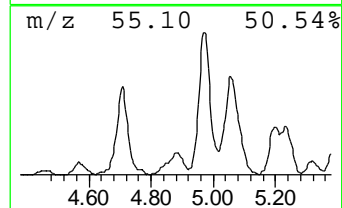
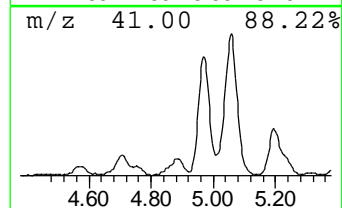
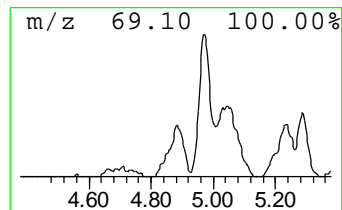
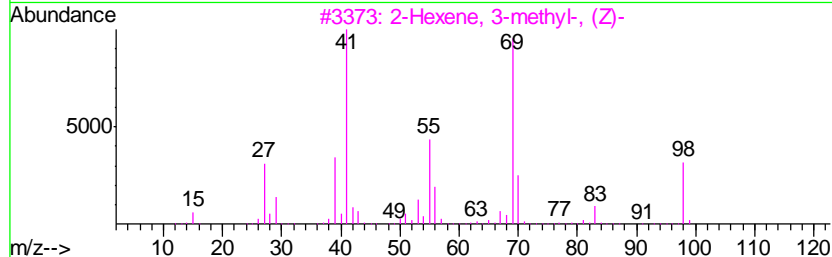
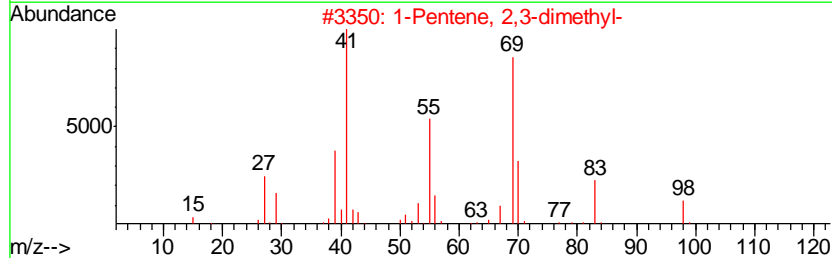
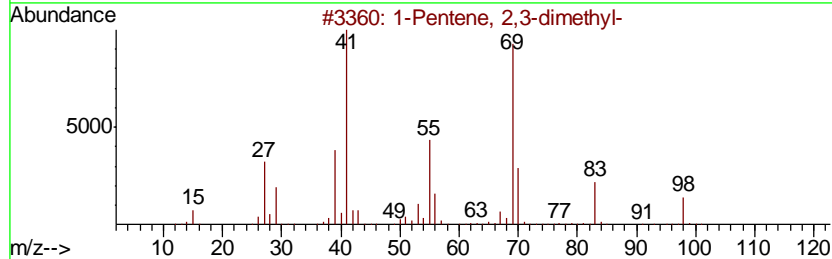
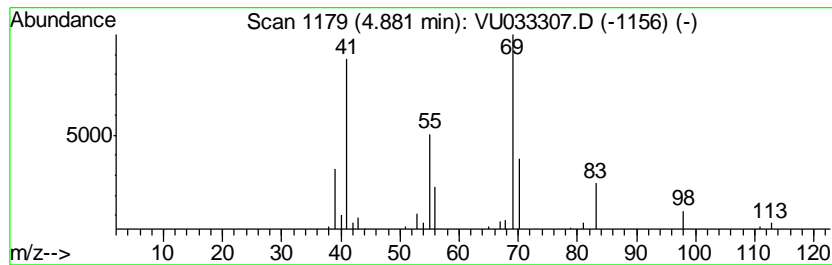
TIC Library : C:\DATABASE\NIST11.L  
 TIC Integration Parameters: LSCINT.P

\*\*\*\*\*  
 Peak Number 12 (DEL) Alkane: Cyclic4.88 Concentration Rank 63

R.T.	EstConc	Area	Relative to ISTD	R.T.
4.88	2.77 ug/L	40179	1,4-Difluorobenzene	5.87

Hit#	of	Tentative ID	MW	MolForm	CAS#	Qual
1	5	1-Pentene, 2,3-dimethyl-	98	C7H14	003404-72-6	87
2		1-Pentene, 2,3-dimethyl-	98	C7H14	003404-72-6	87
3		2-Hexene, 3-methyl-, (Z)-	98	C7H14	010574-36-4	58
4		(Z)-4-Methyl-2-hexene	98	C7H14	003683-19-0	58
5		1-Pentene, 2,3-dimethyl-	98	C7H14	003404-72-6	53





Data Path : Z:\VOASRV\HPCHEM1\MSVOA\_U\DATA\VU071819\  
 Data File : VU033307.D  
 Acq On : 18 Jul 2019 10:34  
 Operator : JC/SP  
 Sample : K3828-01  
 Misc : 5.0mL/MSVOA\_U/WATER  
 ALS Vial : 6 Sample Multiplier: 1

Instrument :  
 MSVOA\_U  
 ClientSampled :  
 GAMRO

Quant Method : Z:\VOASRV\HPCHEM1\MSVOA\_U\METHOD\SOMULM071219WMA.M  
 Quant Title : VOC Analysis

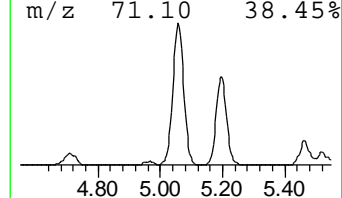
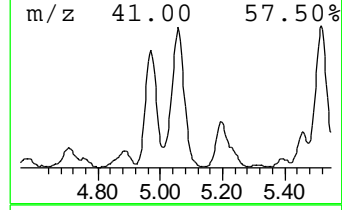
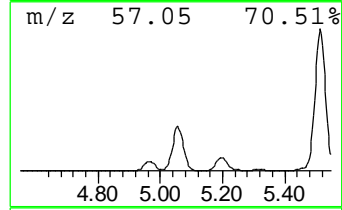
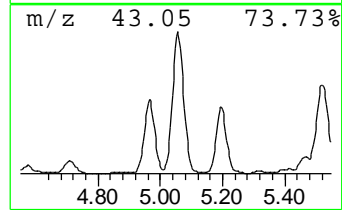
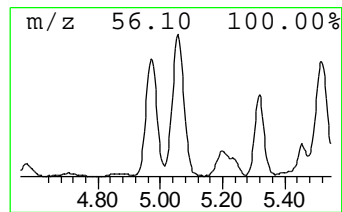
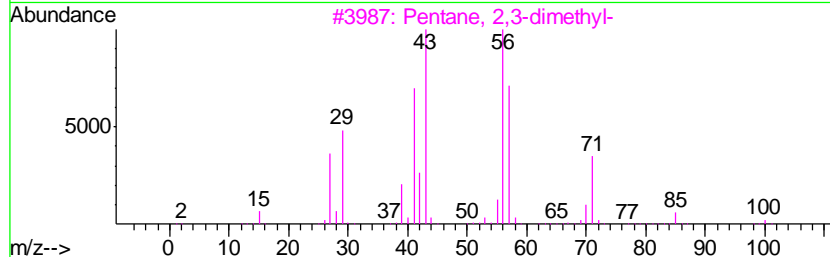
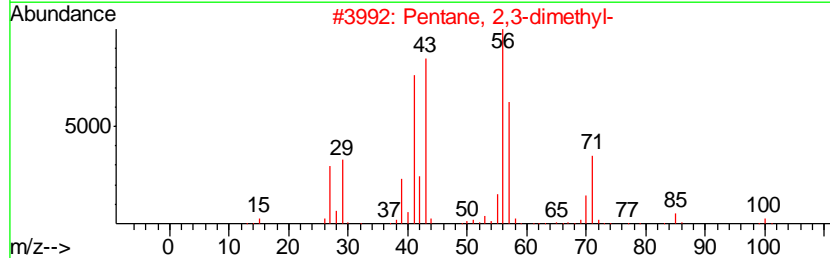
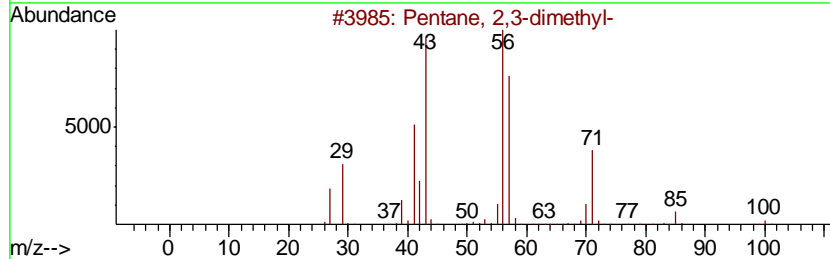
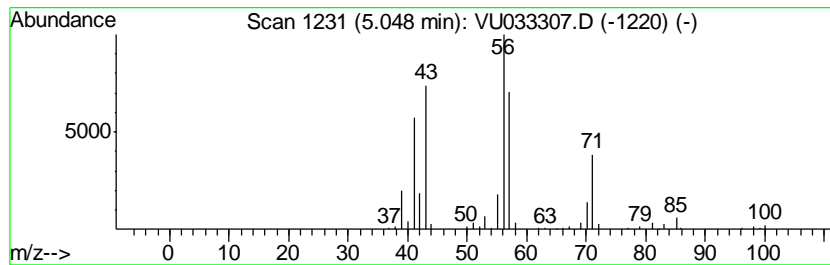
TIC Library : C:\DATABASE\NIST11.L  
 TIC Integration Parameters: LSCINT.P

\*\*\*\*\*  
 Peak Number 13 (DEL) Alkane: Straight-Chai... Concentration Rank 14

R.T.	EstConc	Area	Relative to ISTD	R.T.
5.05	27.23 ug/L	394914	1,4-Difluorobenzene	5.87

Hit#	of	Tentative ID	MW	MolForm	CAS#	Qual
1	5	Pentane, 2,3-dimethyl-	100	C7H16	000565-59-3	94
2		Pentane, 2,3-dimethyl-	100	C7H16	000565-59-3	91
3		Pentane, 2,3-dimethyl-	100	C7H16	000565-59-3	74
4		Pentane, 2,3-dimethyl-	100	C7H16	000565-59-3	72
5		Heptane	100	C7H16	000142-82-5	47



Data Path : Z:\VOASRV\HPCHEM1\MSVOA\_U\DATA\VU071819\  
 Data File : VU033307.D  
 Acq On : 18 Jul 2019 10:34  
 Operator : JC/SP  
 Sample : K3828-01  
 Misc : 5.0mL/MSVOA\_U/WATER  
 ALS Vial : 6 Sample Multiplier: 1

Instrument :  
 MSVOA\_U  
 ClientSampled :  
 GAMRO

Quant Method : Z:\VOASRV\HPCHEM1\MSVOA\_U\METHOD\SOMULM071219WMA.M  
 Quant Title : VOC Analysis

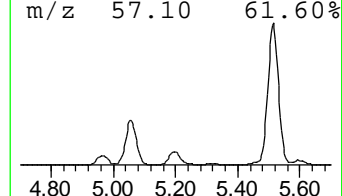
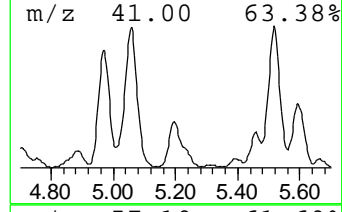
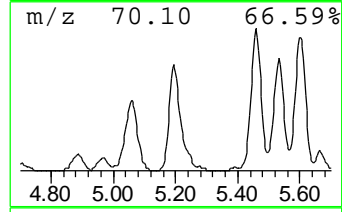
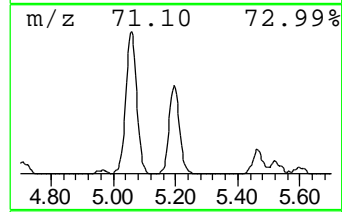
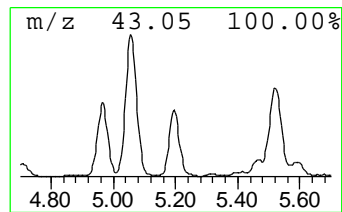
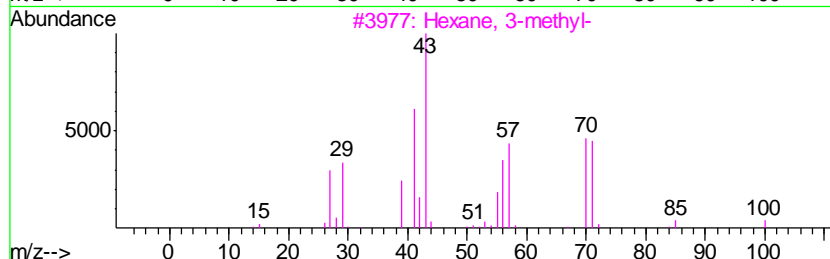
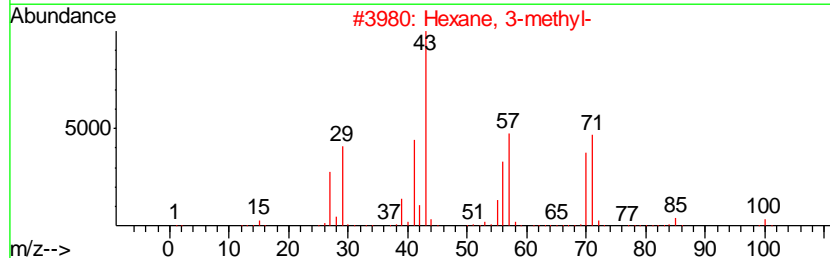
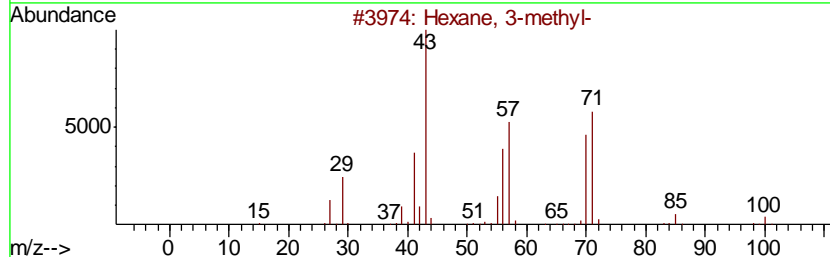
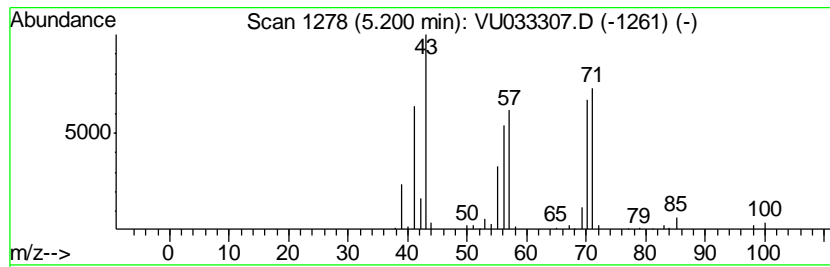
TIC Library : C:\DATABASE\NIST11.L  
 TIC Integration Parameters: LSCINT.P

\*\*\*\*\*  
 Peak Number 14 (DEL) Alkane: Straight-Chai... Concentration Rank 29

R.T.	EstConc	Area	Relative to ISTD	R.T.
5.20	11.59 ug/L	168031	1,4-Difluorobenzene	5.87

Hit#	of	Tentative ID	MW	MolForm	CAS#	Qual
1	5	Hexane, 3-methyl-	100	C7H16	000589-34-4	91
2		Hexane, 3-methyl-	100	C7H16	000589-34-4	80
3		Hexane, 3-methyl-	100	C7H16	000589-34-4	76
4		Heptane, 4-methyl-	114	C8H18	000589-53-7	59
5		Decane, 3,3,4-trimethyl-	184	C13H28	049622-18-6	59



Data Path : Z:\VOASRV\HPCHEM1\MSVOA\_U\DATA\VU071819\  
 Data File : VU033307.D  
 Acq On : 18 Jul 2019 10:34  
 Operator : JC/SP  
 Sample : K3828-01  
 Misc : 5.0mL/MSVOA\_U/WATER  
 ALS Vial : 6 Sample Multiplier: 1

Instrument :  
 MSVOA\_U  
 ClientSampled :  
 GAMRO

Quant Method : Z:\VOASRV\HPCHEM1\MSVOA\_U\METHOD\SOMULM071219WMA.M  
 Quant Title : VOC Analysis

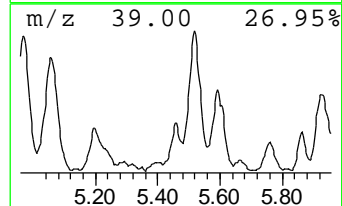
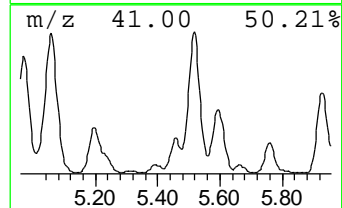
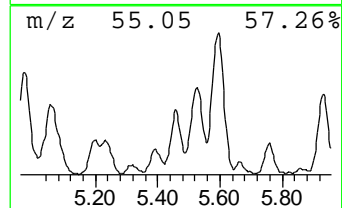
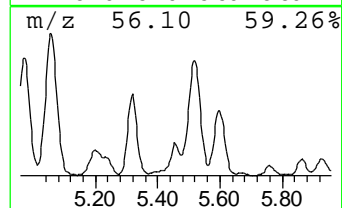
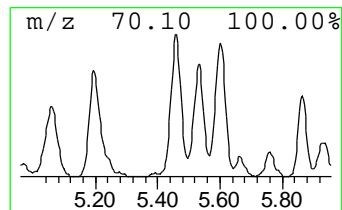
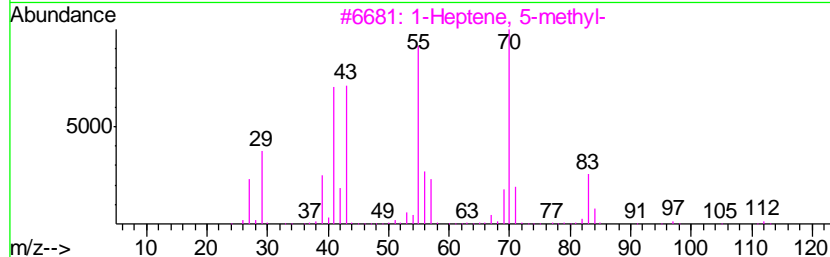
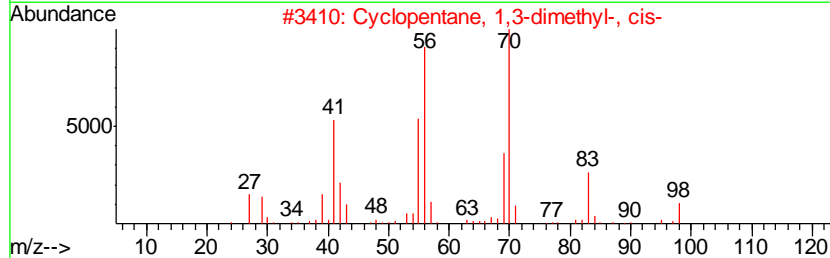
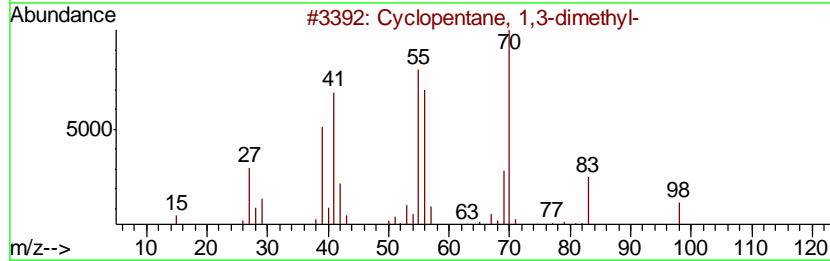
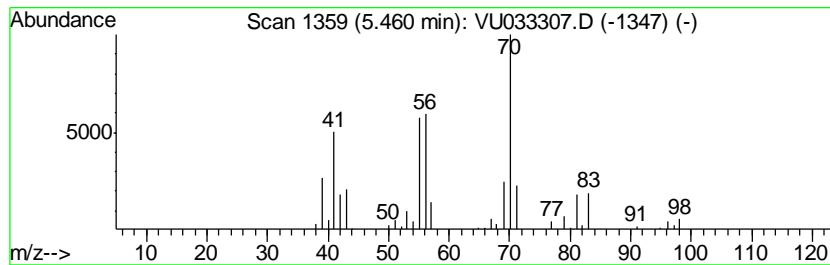
TIC Library : C:\DATABASE\NIST11.L  
 TIC Integration Parameters: LSCINT.P

\*\*\*\*\*  
 Peak Number 15 (DEL) Alkane: Cyclic5.46 Concentration Rank 38

R.T.	EstConc	Area	Relative to ISTD	R.T.
5.46	6.71 ug/L	97309	1,4-Difluorobenzene	5.87

Hit#	of	Tentative ID	MW	MolForm	CAS#	Qual
1	5	Cyclopentane, 1,3-dimethyl-	98	C7H14	002453-00-1	87
2		Cyclopentane, 1,3-dimethyl-, cis-	98	C7H14	002532-58-3	72
3		1-Heptene, 5-methyl-	112	C8H16	013151-04-7	53
4		Cyclopentane, 1,3-dimethyl-, cis-	98	C7H14	002532-58-3	50
5		Cyclopentane, 1,3-dimethyl-, trans-	98	C7H14	001759-58-6	45



Data Path : Z:\VOASRV\HPCHEM1\MSVOA\_U\DATA\VU071819\  
 Data File : VU033307.D  
 Acq On : 18 Jul 2019 10:34  
 Operator : JC/SP  
 Sample : K3828-01  
 Misc : 5.0mL/MSVOA\_U/WATER  
 ALS Vial : 6 Sample Multiplier: 1

Instrument :  
 MSVOA\_U  
 ClientSampled :  
 GAMRO

Quant Method : Z:\VOASRV\HPCHEM1\MSVOA\_U\METHOD\SOMULM071219WMA.M  
 Quant Title : VOC Analysis

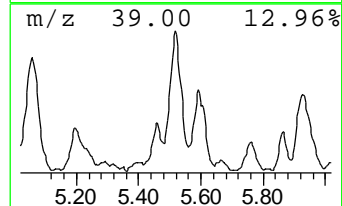
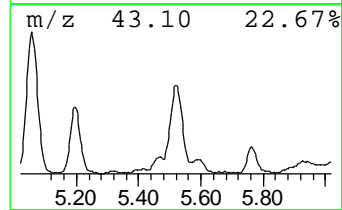
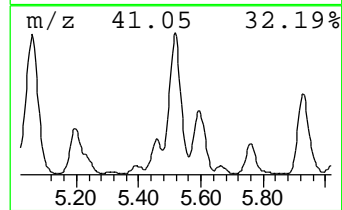
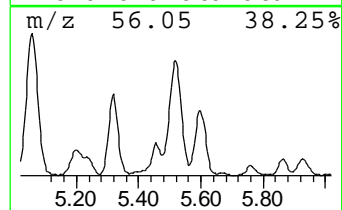
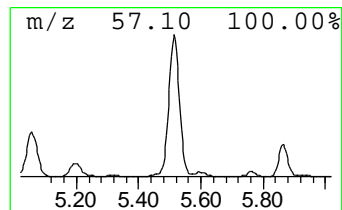
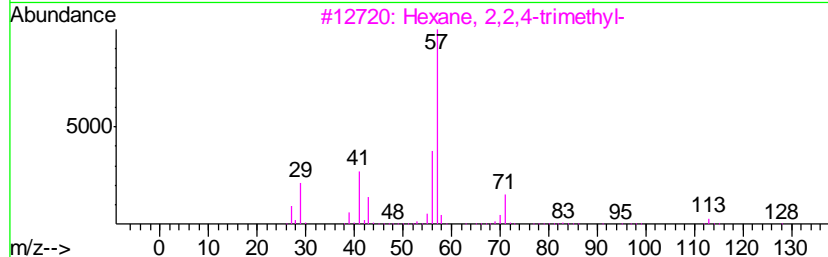
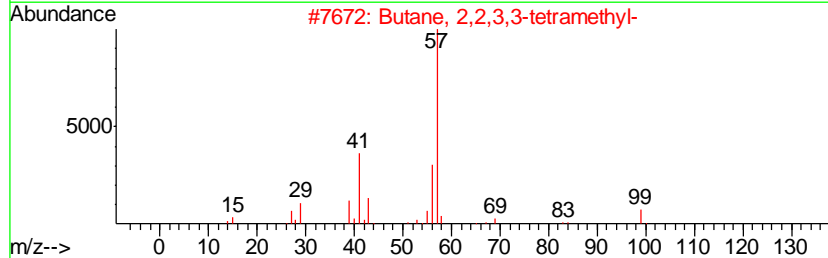
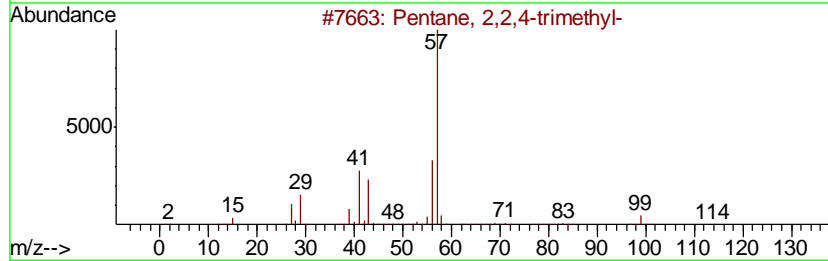
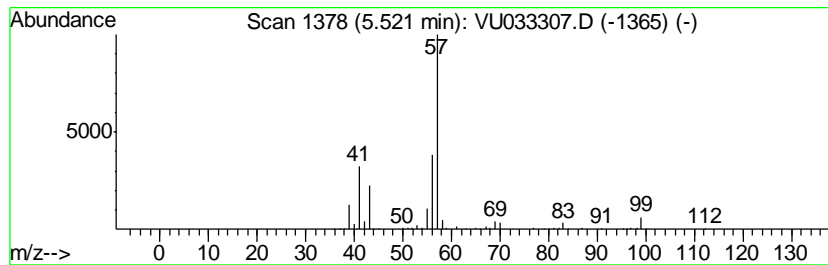
TIC Library : C:\DATABASE\NIST11.L  
 TIC Integration Parameters: LSCINT.P

\*\*\*\*\*  
 Peak Number 16 (DEL) Alkane: Straight-Chai... Concentration Rank 12

R.T.	EstConc	Area	Relative to ISTD	R.T.
5.52	29.17 ug/L	423103	1,4-Difluorobenzene	5.87

Hit#	of	Tentative ID	MW	MolForm	CAS#	Qual
1	5	Pentane, 2,2,4-trimethyl-	114	C8H18	000540-84-1	72
2		Butane, 2,2,3,3-tetramethyl-	114	C8H18	000594-82-1	72
3		Hexane, 2,2,4-trimethyl-	128	C9H20	016747-26-5	59
4		Pentane, 2,2,4,4-tetramethyl-	128	C9H20	001070-87-7	59
5		Hexane, 2,2-dimethyl-	114	C8H18	000590-73-8	59



Data Path : Z:\VOASRV\HPCHEM1\MSVOA\_U\DATA\VU071819\  
 Data File : VU033307.D  
 Acq On : 18 Jul 2019 10:34  
 Operator : JC/SP  
 Sample : K3828-01  
 Misc : 5.0mL/MSVOA\_U/WATER  
 ALS Vial : 6 Sample Multiplier: 1

Instrument :  
 MSVOA\_U  
 ClientSampled :  
 GAMRO

Quant Method : Z:\VOASRV\HPCHEM1\MSVOA\_U\METHOD\SOMULM071219WMA.M  
 Quant Title : VOC Analysis

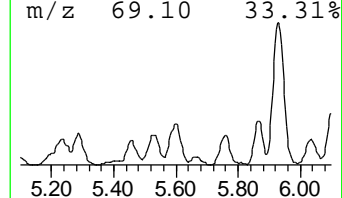
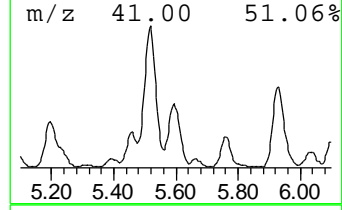
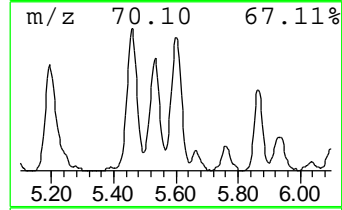
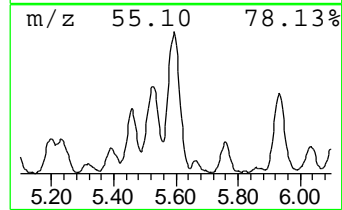
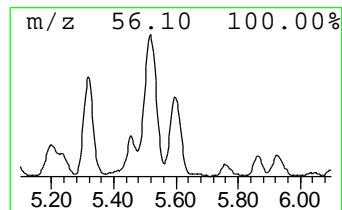
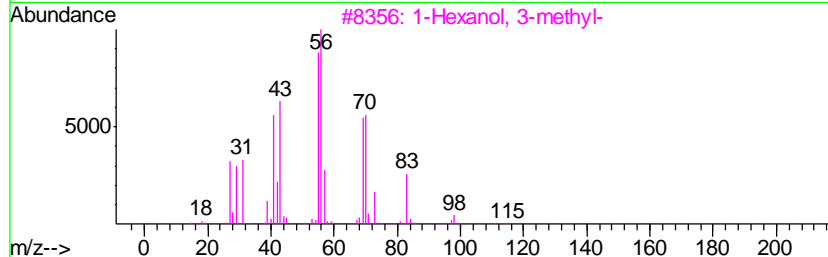
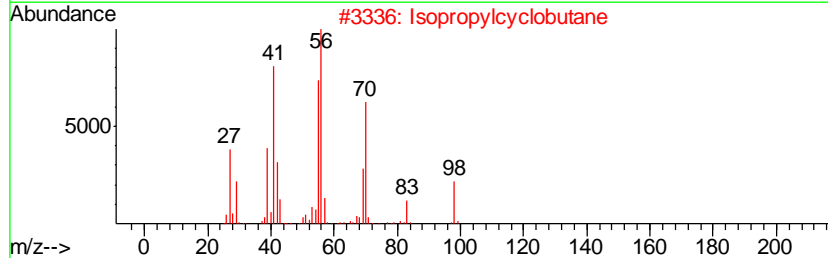
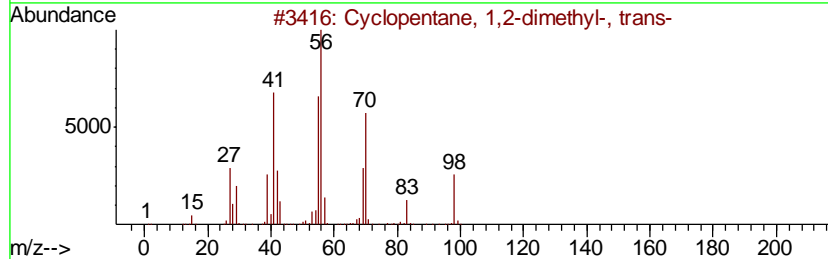
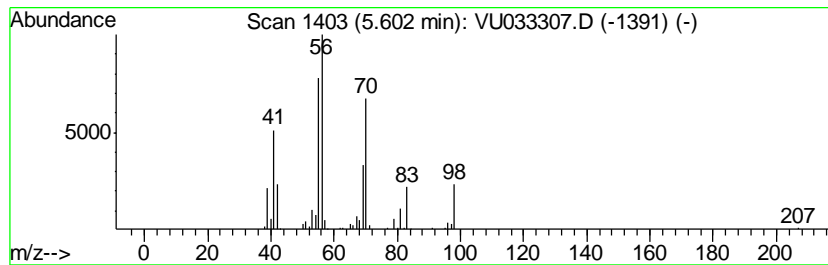
TIC Library : C:\DATABASE\NIST11.L  
 TIC Integration Parameters: LSCINT.P

\*\*\*\*\*  
 Peak Number 17 (DEL) Alkane: Cyclic5.60 Concentration Rank 27

R.T.	EstConc	Area	Relative to ISTD	R.T.
5.60	13.54 ug/L	196310	1,4-Difluorobenzene	5.87

Hit#	of	Tentative ID	MW	MolForm	CAS#	Qual
1	5	Cyclopentane, 1,2-dimethyl-, trans-	98	C7H14	000822-50-4	86
2		Isopropylcyclobutane	98	C7H14	000872-56-0	83
3		1-Hexanol, 3-methyl-	116	C7H16O	013231-81-7	64
4		3-Heptene, (E)-	98	C7H14	014686-14-7	58
5		(Z)-2-Heptene	98	C7H14	006443-92-1	58



Data Path : Z:\VOASRV\HPCHEM1\MSVOA\_U\DATA\VU071819\  
 Data File : VU033307.D  
 Acq On : 18 Jul 2019 10:34  
 Operator : JC/SP  
 Sample : K3828-01  
 Misc : 5.0mL/MSVOA\_U/WATER  
 ALS Vial : 6 Sample Multiplier: 1

Instrument :  
 MSVOA\_U  
 ClientSampled :  
 GAMRO

Quant Method : Z:\VOASRV\HPCHEM1\MSVOA\_U\METHOD\SOMULM071219WMA.M  
 Quant Title : VOC Analysis

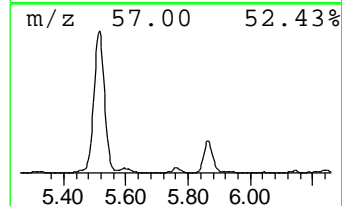
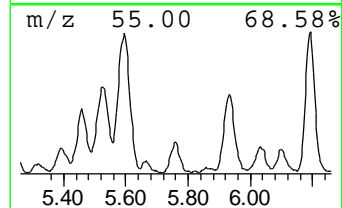
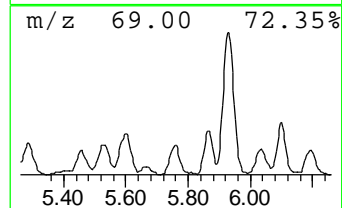
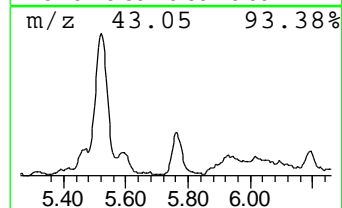
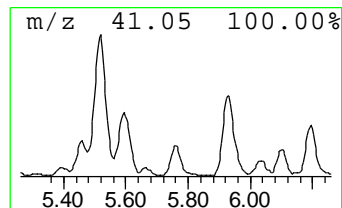
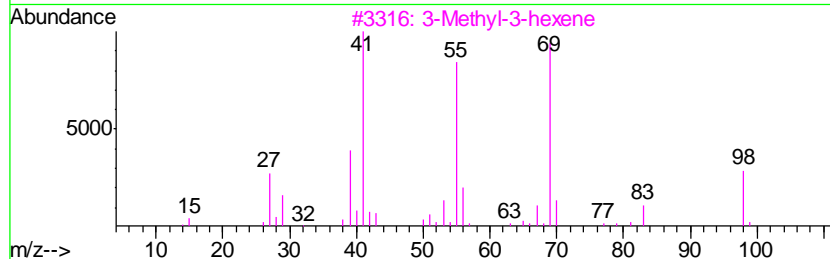
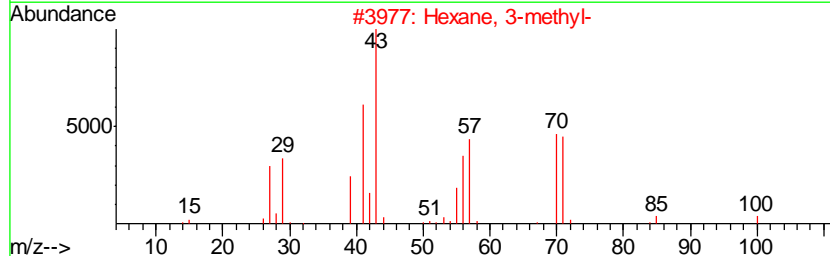
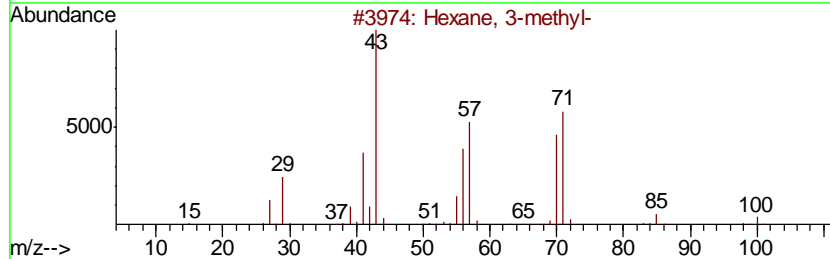
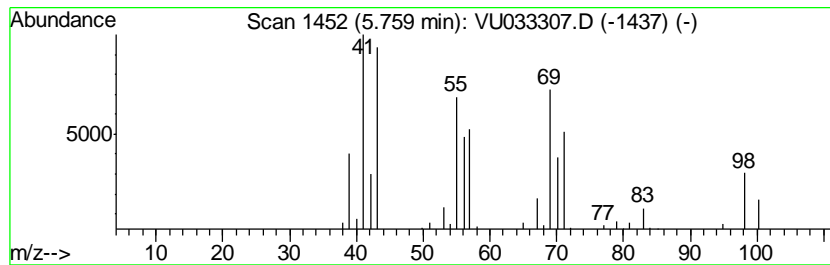
TIC Library : C:\DATABASE\NIST11.L  
 TIC Integration Parameters: LSCINT.P

\*\*\*\*\*  
 Peak Number 18 (DEL) Alkane: Straight-Chai... Concentration Rank 50

R.T.	EstConc	Area	Relative to ISTD	R.T.
5.76	4.66 ug/L	67537	1,4-Difluorobenzene	5.87

Hit#	of	Tentative ID	MW	MolForm	CAS#	Qual
1	5	Hexane, 3-methyl-	100	C7H16	000589-34-4	43
2		Hexane, 3-methyl-	100	C7H16	000589-34-4	43
3		3-Methyl-3-hexene	98	C7H14	003404-65-7	42
4		2-Pentene, 3-ethyl-	98	C7H14	000816-79-5	38
5		Cyclopropane, 1,2-dimethyl-, trans-	70	C5H10	002402-06-4	38



Data Path : Z:\VOASRV\HPCHEM1\MSVOA\_U\DATA\VU071819\  
 Data File : VU033307.D  
 Acq On : 18 Jul 2019 10:34  
 Operator : JC/SP  
 Sample : K3828-01  
 Misc : 5.0mL/MSVOA\_U/WATER  
 ALS Vial : 6 Sample Multiplier: 1

Instrument :  
 MSVOA\_U  
 ClientSampled :  
 GAMRO

Quant Method : Z:\VOASRV\HPCHEM1\MSVOA\_U\METHOD\SOMULM071219WMA.M  
 Quant Title : VOC Analysis

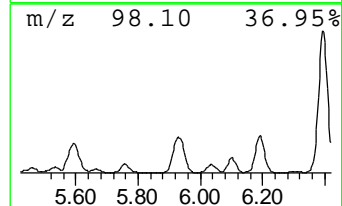
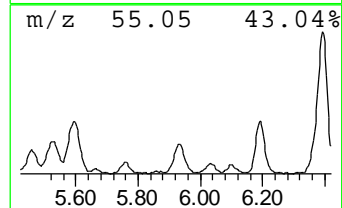
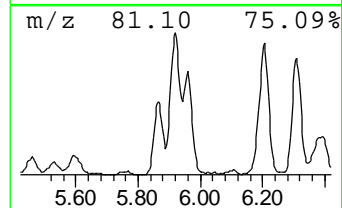
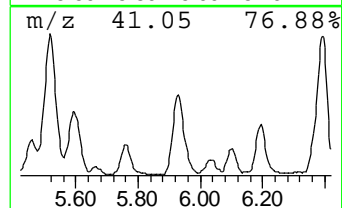
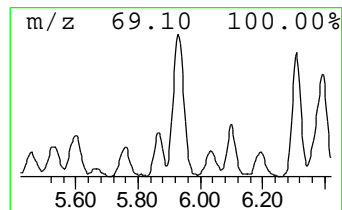
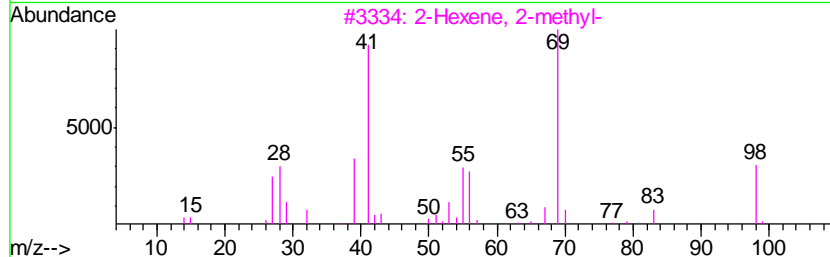
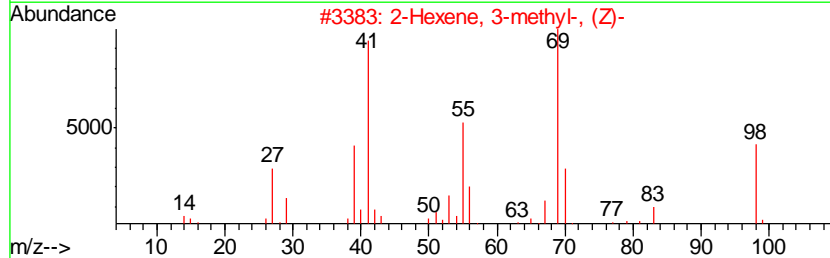
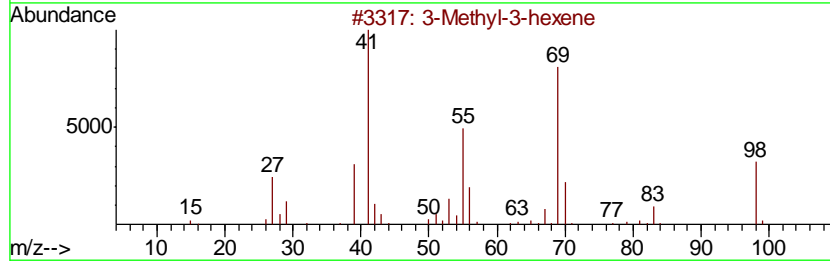
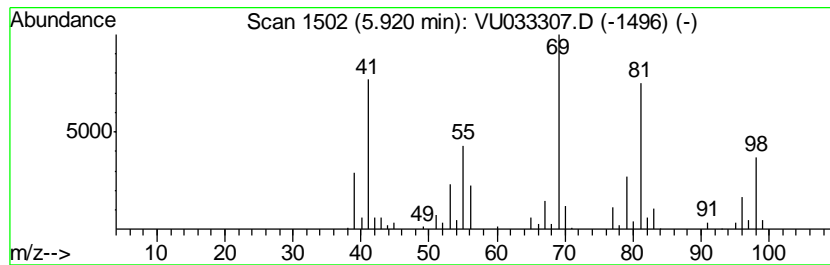
TIC Library : C:\DATABASE\NIST11.L  
 TIC Integration Parameters: LSCINT.P

\*\*\*\*\*  
 Peak Number 19 (DEL) Alkane: Cyclic5.92 Concentration Rank 22

R.T.	EstConc	Area	Relative to ISTD	R.T.
5.92	17.50 ug/L	253868	1,4-Difluorobenzene	5.87

Hit#	of	Tentative ID	MW	MolForm	CAS#	Qual
1	5	3-Methyl-3-hexene	98	C7H14	003404-65-7	70
2		2-Hexene, 3-methyl-, (Z)-	98	C7H14	010574-36-4	70
3		2-Hexene, 2-methyl-	98	C7H14	002738-19-4	62
4		2-Hexene, 3-methyl-, (Z)-	98	C7H14	010574-36-4	62
5		3-Hexene, 3-methyl-, (Z)-	98	C7H14	004914-89-0	58



Data Path : Z:\VOASRV\HPCHEM1\MSVOA\_U\DATA\VU071819\  
 Data File : VU033307.D  
 Acq On : 18 Jul 2019 10:34  
 Operator : JC/SP  
 Sample : K3828-01  
 Misc : 5.0mL/MSVOA\_U/WATER  
 ALS Vial : 6 Sample Multiplier: 1

Instrument :  
 MSVOA\_U  
 ClientSampled :  
 GAMRO

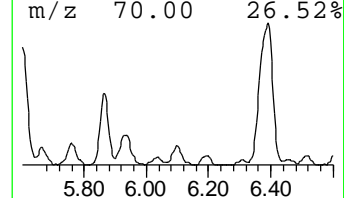
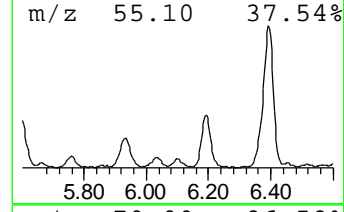
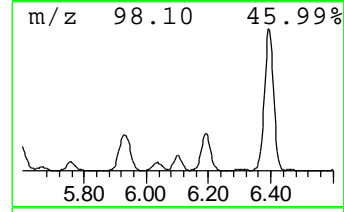
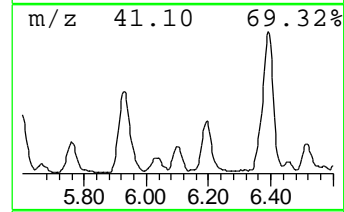
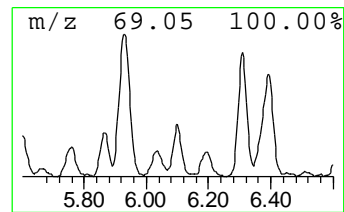
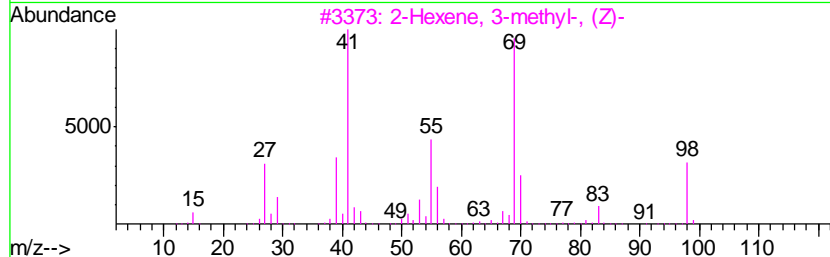
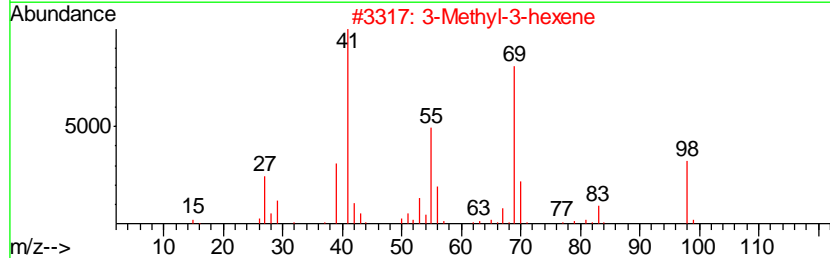
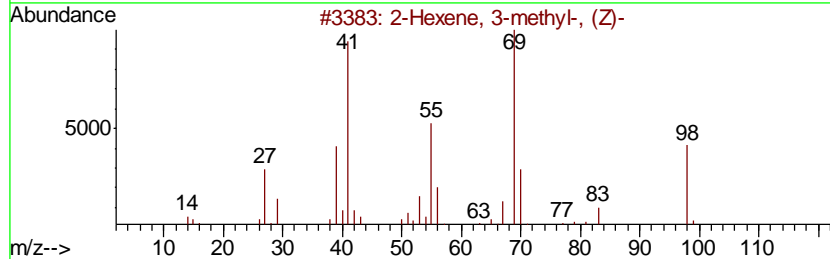
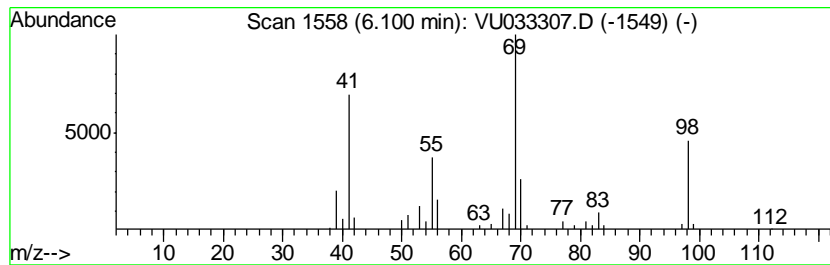
Quant Method : Z:\VOASRV\HPCHEM1\MSVOA\_U\METHOD\SOMULM071219WMA.M  
 Quant Title : VOC Analysis

TIC Library : C:\DATABASE\NIST11.L  
 TIC Integration Parameters: LSCINT.P

\*\*\*\*\*  
 Peak Number 20 (DEL) Alkane: Cyclic6.10 Concentration Rank 64

R.T.	EstConc	Area	Relative to ISTD	R.T.
6.10	2.66 ug/L	38540	1,4-Difluorobenzene	5.87

Hit#	of	Tentative ID	MW	MolForm	CAS#	Qual
1	5	2-Hexene, 3-methyl-, (Z)-	98	C7H14	010574-36-4	91
2		3-Methyl-3-hexene	98	C7H14	003404-65-7	91
3		2-Hexene, 3-methyl-, (Z)-	98	C7H14	010574-36-4	91
4		3-Hexene, 3-methyl-, (Z)-	98	C7H14	004914-89-0	80
5		2-Hexene, 2-methyl-	98	C7H14	002738-19-4	74





Data Path : Z:\VOASRV\HPCHEM1\MSVOA\_U\DATA\VU071819\  
 Data File : VU033307.D  
 Acq On : 18 Jul 2019 10:34  
 Operator : JC/SP  
 Sample : K3828-01  
 Misc : 5.0mL/MSVOA\_U/WATER  
 ALS Vial : 6 Sample Multiplier: 1

Instrument :  
 MSVOA\_U  
 ClientSampled :  
 GAMRO

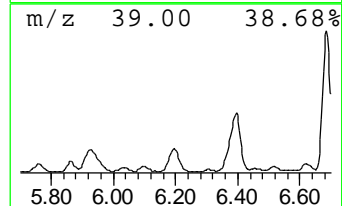
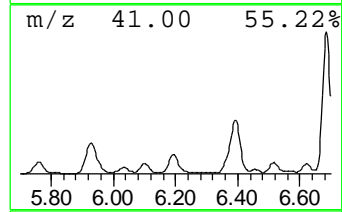
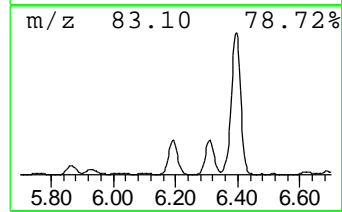
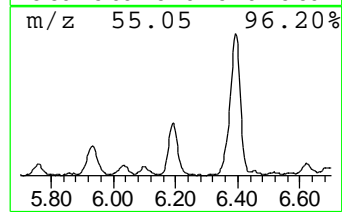
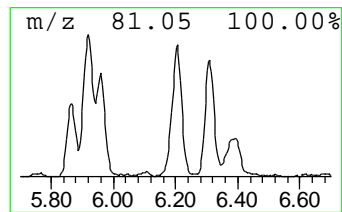
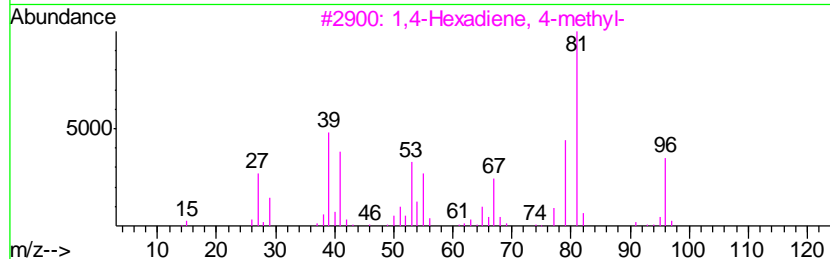
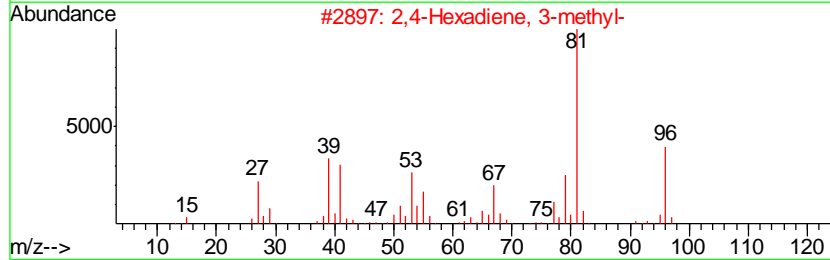
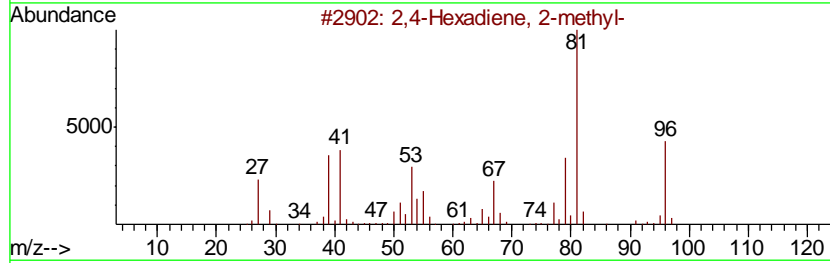
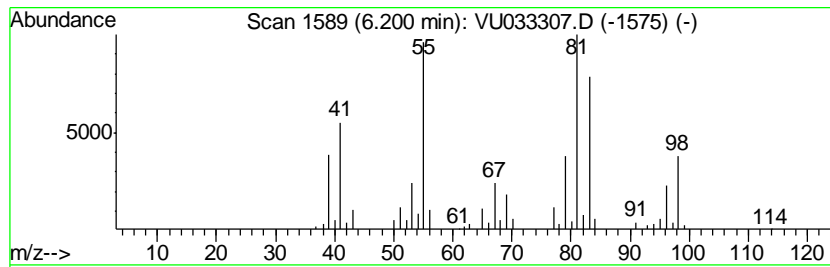
Quant Method : Z:\VOASRV\HPCHEM1\MSVOA\_U\METHOD\SOMULM071219WMA.M  
 Quant Title : VOC Analysis

TIC Library : C:\DATABASE\NIST11.L  
 TIC Integration Parameters: LSCINT.P

\*\*\*\*\*  
 Peak Number 21 2,4-Hexadiene, 2-methyl- Concentration Rank 28

R.T.	EstConc	Area	Relative to ISTD	R.T.
6.20	13.16 ug/L	190881	1,4-Difluorobenzene	5.87

Hit#	of	Tentative ID	MW	MolForm	CAS#	Qual
1	5	2,4-Hexadiene, 2-methyl-	96	C7H12	028823-41-8	50
2		2,4-Hexadiene, 3-methyl-	96	C7H12	028823-42-9	50
3		1,4-Hexadiene, 4-methyl-	96	C7H12	001116-90-1	50
4		Cyclopropane, trimethylmethylene-	96	C7H12	034462-28-7	46
5		3-Penten-2-one, 4-methyl-	98	C6H10O	000141-79-7	46



Data Path : Z:\VOASRV\HPCHEM1\MSVOA\_U\DATA\VU071819\  
 Data File : VU033307.D  
 Acq On : 18 Jul 2019 10:34  
 Operator : JC/SP  
 Sample : K3828-01  
 Misc : 5.0mL/MSVOA\_U/WATER  
 ALS Vial : 6 Sample Multiplier: 1

Instrument :  
 MSVOA\_U  
 ClientSampled :  
 GAMRO

Quant Method : Z:\VOASRV\HPCHEM1\MSVOA\_U\METHOD\SOMULM071219WMA.M  
 Quant Title : VOC Analysis

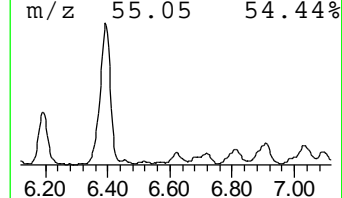
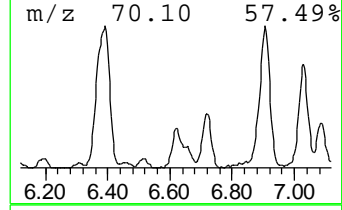
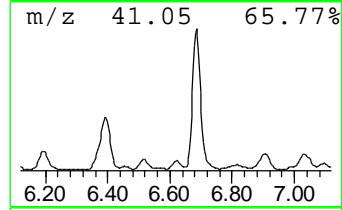
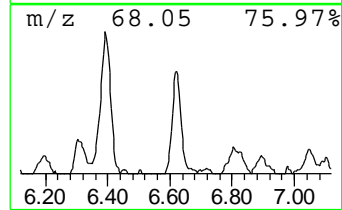
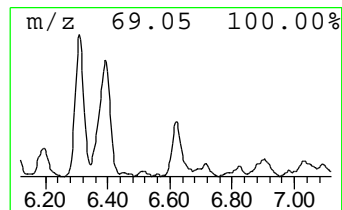
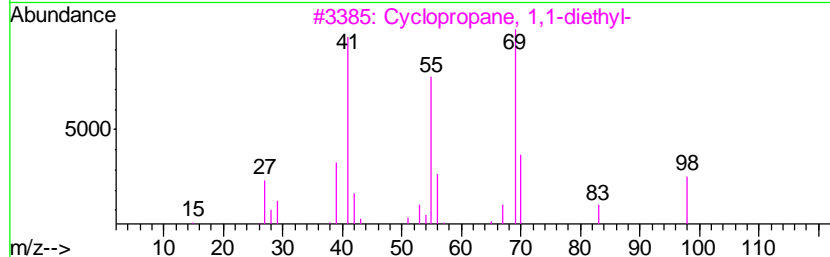
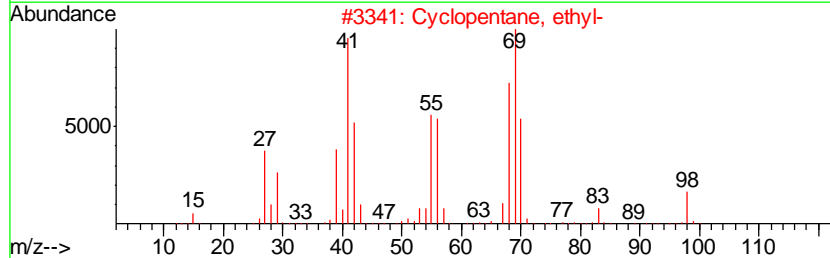
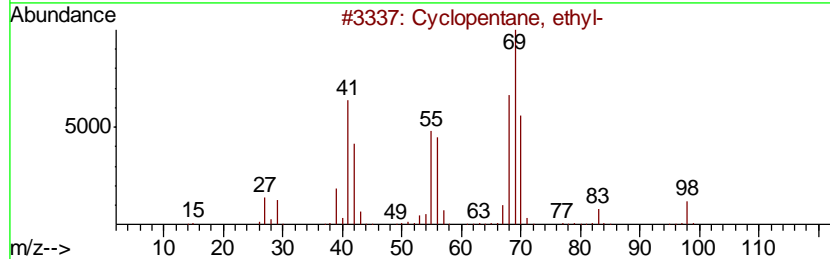
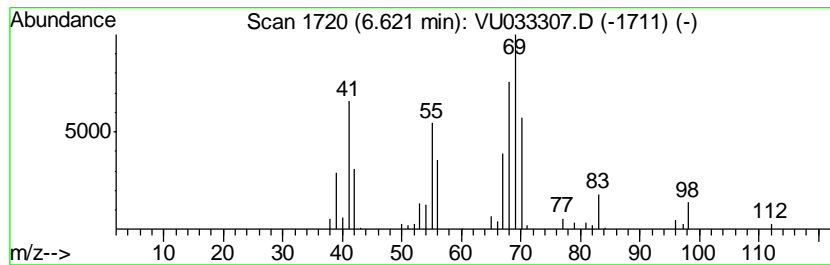
TIC Library : C:\DATABASE\NIST11.L  
 TIC Integration Parameters: LSCINT.P

\*\*\*\*\*  
 Peak Number 22 (DEL) Alkane: Cyclic6.62 Concentration Rank 58

R.T.	EstConc	Area	Relative to ISTD	R.T.
6.62	3.12 ug/L	45261	1,4-Difluorobenzene	5.87

Hit#	of	Tentative ID	MW	MolForm	CAS#	Qual
1	5	Cyclopentane, ethyl-	98	C7H14	001640-89-7	74
2		Cyclopentane, ethyl-	98	C7H14	001640-89-7	72
3		Cyclopropane, 1,1-diethyl-	98	C7H14	001003-19-6	38
4		Cyanamide, dimethyl-	70	C3H6N2	001467-79-4	35
5		Cyanamide, dimethyl-	70	C3H6N2	001467-79-4	35



Data Path : Z:\VOASRV\HPCHEM1\MSVOA\_U\DATA\VU071819\  
 Data File : VU033307.D  
 Acq On : 18 Jul 2019 10:34  
 Operator : JC/SP  
 Sample : K3828-01  
 Misc : 5.0mL/MSVOA\_U/WATER  
 ALS Vial : 6 Sample Multiplier: 1

Instrument :  
 MSVOA\_U  
 ClientSampleID :  
 GAMRO

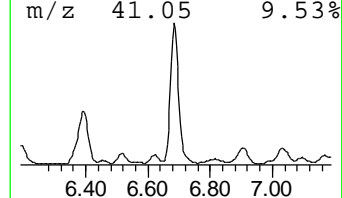
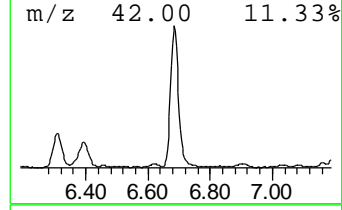
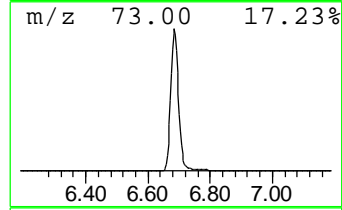
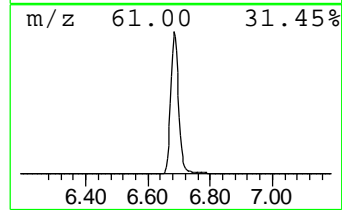
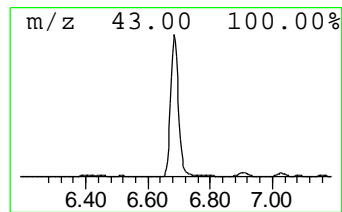
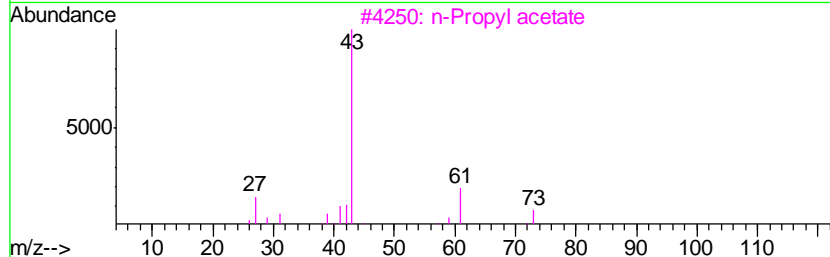
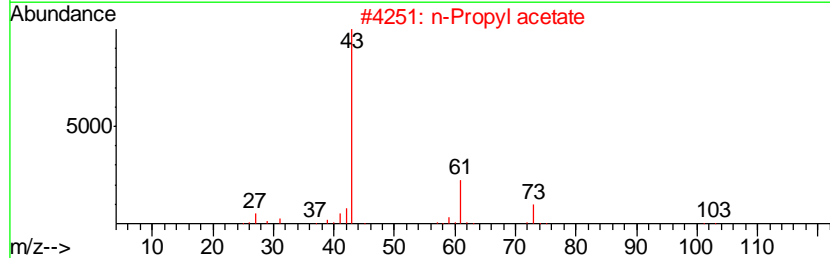
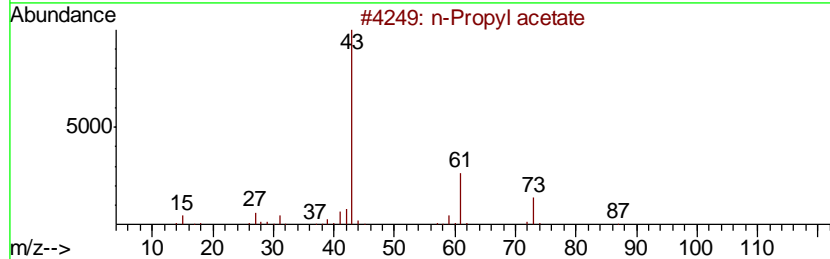
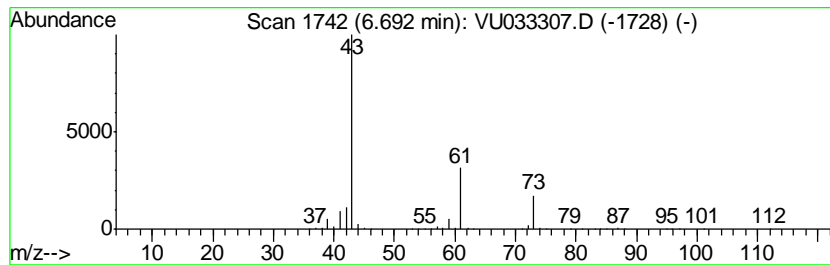
Quant Method : Z:\VOASRV\HPCHEM1\MSVOA\_U\METHOD\SOMULM071219WMA.M  
 Quant Title : VOC Analysis

TIC Library : C:\DATABASE\NIST11.L  
 TIC Integration Parameters: LSCINT.P

\*\*\*\*\*  
 Peak Number 23 n-Propyl acetate Concentration Rank 2

R.T.	EstConc	Area	Relative to ISTD	R.T.
6.69	122.62 ug/L	1778490	1,4-Difluorobenzene	5.87

Hit#	of	Tentative ID	MW	MolForm	CAS#	Qual
1	5	n-Propyl acetate	102	C5H10O2	000109-60-4	83
2		n-Propyl acetate	102	C5H10O2	000109-60-4	83
3		n-Propyl acetate	102	C5H10O2	000109-60-4	78
4		Isopropyl acetate	102	C5H10O2	000108-21-4	36
5		Isobutylamine	73	C4H11N	000078-81-9	9



Data Path : Z:\VOASRV\HPCHEM1\MSVOA\_U\DATA\VU071819\  
 Data File : VU033307.D  
 Acq On : 18 Jul 2019 10:34  
 Operator : JC/SP  
 Sample : K3828-01  
 Misc : 5.0mL/MSVOA\_U/WATER  
 ALS Vial : 6 Sample Multiplier: 1

Instrument :  
 MSVOA\_U  
 ClientSampled :  
 GAMRO

Quant Method : Z:\VOASRV\HPCHEM1\MSVOA\_U\METHOD\SOMULM071219WMA.M  
 Quant Title : VOC Analysis

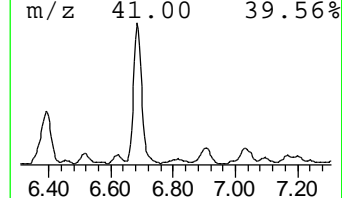
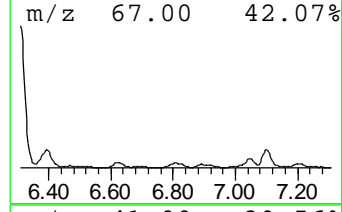
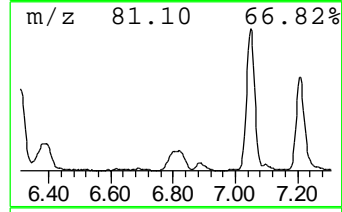
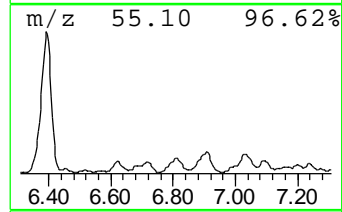
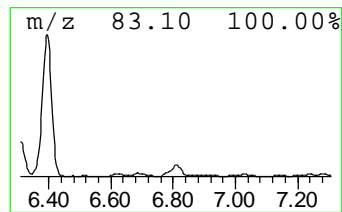
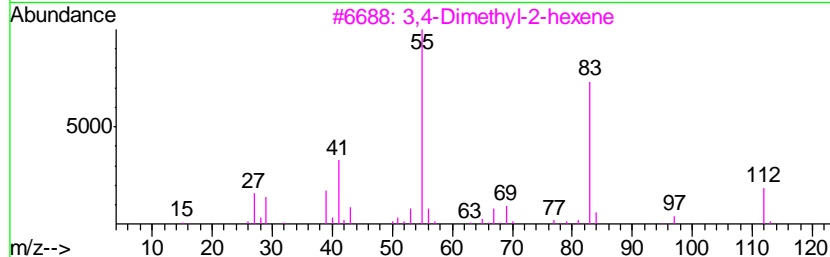
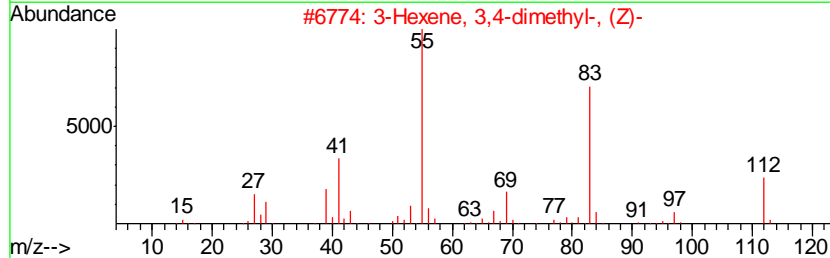
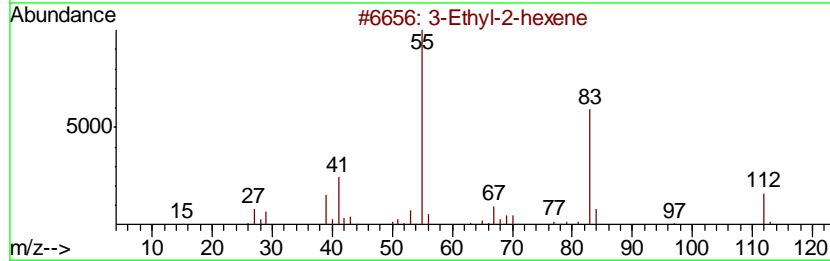
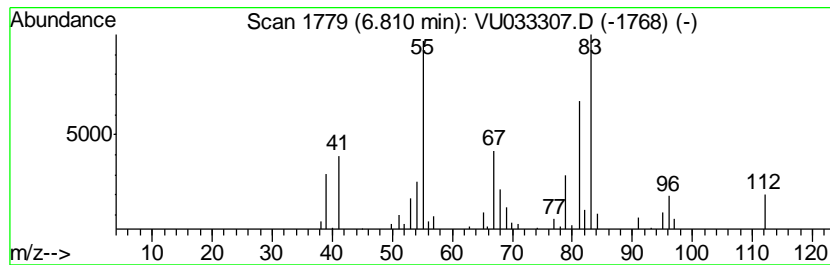
TIC Library : C:\DATABASE\NIST11.L  
 TIC Integration Parameters: LSCINT.P

\*\*\*\*\*  
 Peak Number 24 (DEL) Alkane: Cyclic6.81 Concentration Rank 47

R.T.	EstConc	Area	Relative to ISTD	R.T.
6.81	4.89 ug/L	70870	1,4-Difluorobenzene	5.87

Hit#	of	Tentative ID	MW	MolForm	CAS#	Qual
1	5	3-Ethyl-2-hexene	112	C8H16	000620-00-8	43
2		3-Hexene, 3,4-dimethyl-, (Z)-	112	C8H16	019550-87-9	43
3		3,4-Dimethyl-2-hexene	112	C8H16	002213-37-8	43
4		Pyridine, 2,3,4,5-tetrahydro-	83	C5H9N	000505-18-0	38
5		trans-3,4-Dimethyl-2-hexene	112	C8H16	019550-82-4	38



Data Path : Z:\VOASRV\HPCHEM1\MSVOA\_U\DATA\VU071819\  
 Data File : VU033307.D  
 Acq On : 18 Jul 2019 10:34  
 Operator : JC/SP  
 Sample : K3828-01  
 Misc : 5.0mL/MSVOA\_U/WATER  
 ALS Vial : 6 Sample Multiplier: 1

Instrument :  
 MSVOA\_U  
 ClientSampled :  
 GAMRO

Quant Method : Z:\VOASRV\HPCHEM1\MSVOA\_U\METHOD\SOMULM071219WMA.M  
 Quant Title : VOC Analysis

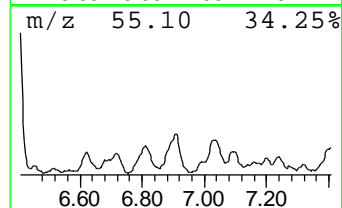
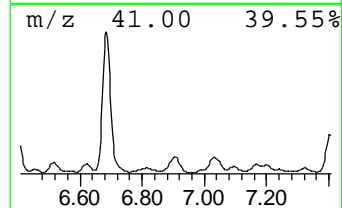
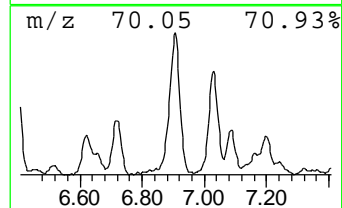
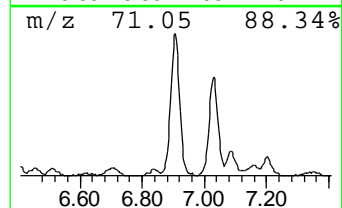
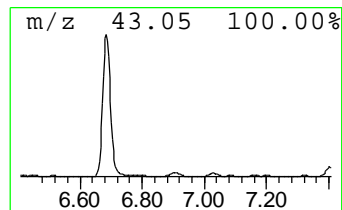
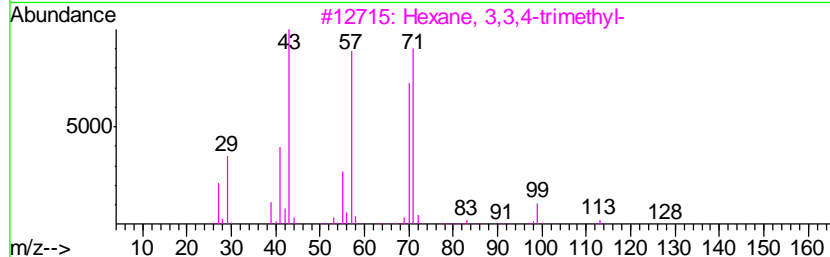
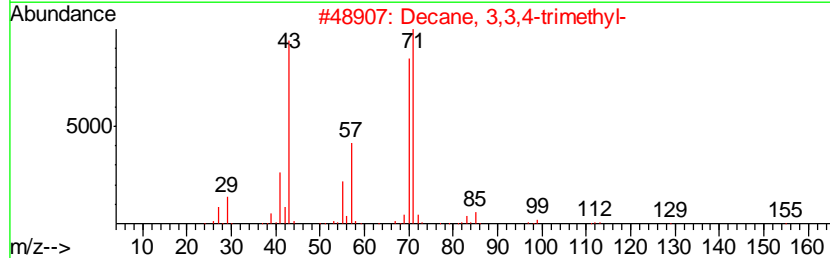
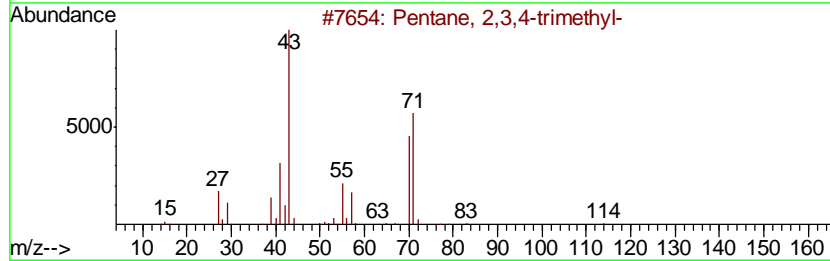
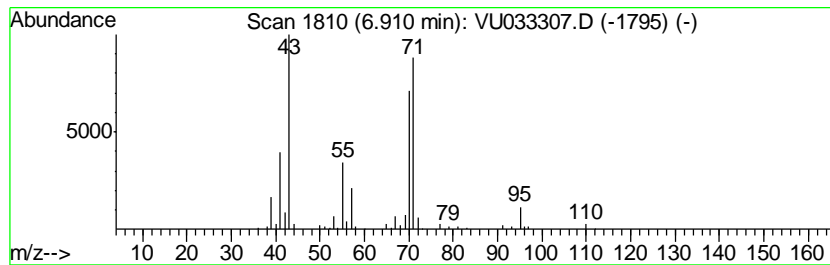
TIC Library : C:\DATABASE\NIST11.L  
 TIC Integration Parameters: LSCINT.P

\*\*\*\*\*  
 Peak Number 25 (DEL) Alkane: Straight-Chai... Concentration Rank 30

R.T.	EstConc	Area	Relative to ISTD	R.T.
6.91	11.47 ug/L	166416	1,4-Difluorobenzene	5.87

Hit#	of	Tentative ID	MW	MolForm	CAS#	Qual
1	5	Pentane, 2,3,4-trimethyl-	114	C8H18	000565-75-3	80
2		Decane, 3,3,4-trimethyl-	184	C13H28	049622-18-6	78
3		Hexane, 3,3,4-trimethyl-	128	C9H20	016747-31-2	72
4		Pentane, 2,3,4-trimethyl-	114	C8H18	000565-75-3	72
5		Pentane, 3-ethyl-	100	C7H16	000617-78-7	72



Data Path : Z:\VOASRV\HPCHEM1\MSVOA\_U\DATA\VU071819\  
 Data File : VU033307.D  
 Acq On : 18 Jul 2019 10:34  
 Operator : JC/SP  
 Sample : K3828-01  
 Misc : 5.0mL/MSVOA\_U/WATER  
 ALS Vial : 6 Sample Multiplier: 1

Instrument :  
 MSVOA\_U  
 ClientSampled :  
 GAMRO

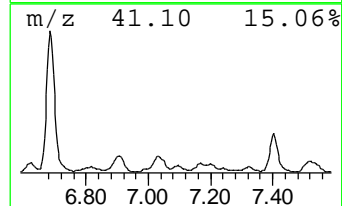
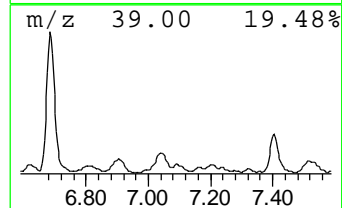
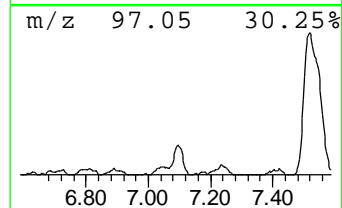
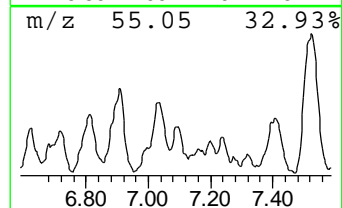
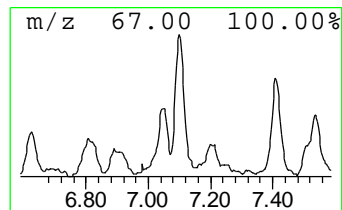
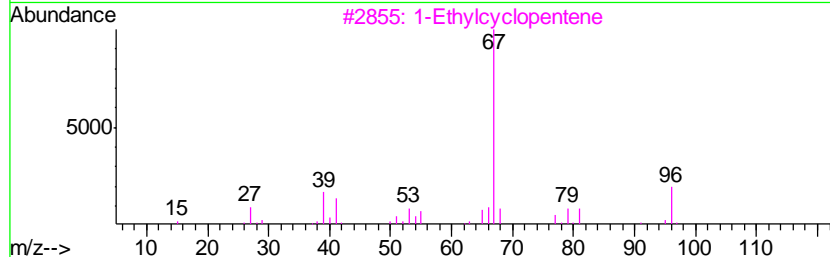
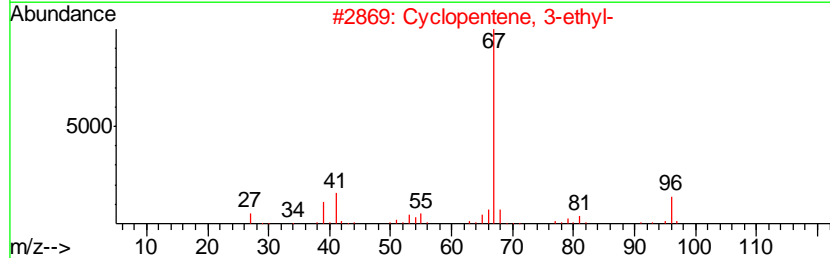
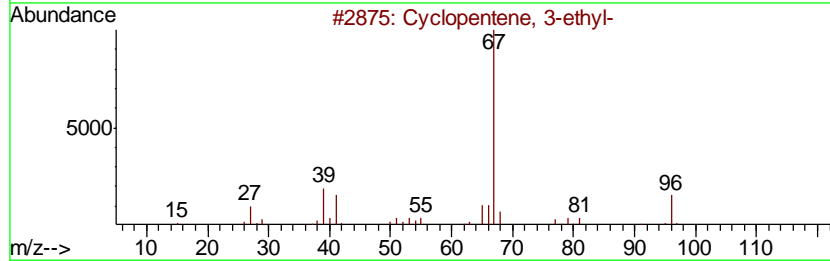
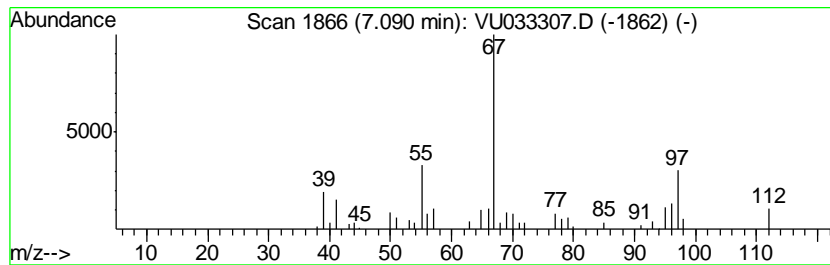
Quant Method : Z:\VOASRV\HPCHEM1\MSVOA\_U\METHOD\SOMULM071219WMA.M  
 Quant Title : VOC Analysis

TIC Library : C:\DATABASE\NIST11.L  
 TIC Integration Parameters: LSCINT.P

\*\*\*\*\*  
 Peak Number 27 Cyclopentene, 3-ethyl- Concentration Rank 51

R.T.	EstConc	Area	Relative to ISTD	R.T.
7.09	3.90 ug/L	56582	1,4-Difluorobenzene	5.87

Hit#	of	Tentative ID	MW	MolForm	CAS#	Qual
1	5	Cyclopentene, 3-ethyl-	96	C7H12	000694-35-9	52
2		Cyclopentene, 3-ethyl-	96	C7H12	000694-35-9	50
3		1-Ethylcyclopentene	96	C7H12	002146-38-5	47
4		2-Cyclopenten-1-one, 2-methyl-	96	C6H8O	001120-73-6	47
5		4,5-Dihydrooxazole, 2-vinyl-	97	C5H7NO	013670-33-2	42



Data Path : Z:\VOASRV\HPCHEM1\MSVOA\_U\DATA\VU071819\  
 Data File : VU033307.D  
 Acq On : 18 Jul 2019 10:34  
 Operator : JC/SP  
 Sample : K3828-01  
 Misc : 5.0mL/MSVOA\_U/WATER  
 ALS Vial : 6 Sample Multiplier: 1

Instrument :  
 MSVOA\_U  
 ClientSampleID :  
 GAMRO

Quant Method : Z:\VOASRV\HPCHEM1\MSVOA\_U\METHOD\SOMULM071219WMA.M  
 Quant Title : VOC Analysis

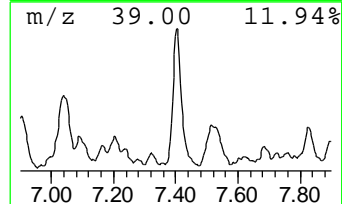
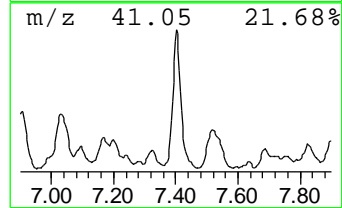
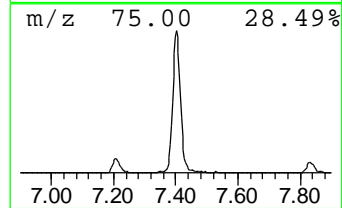
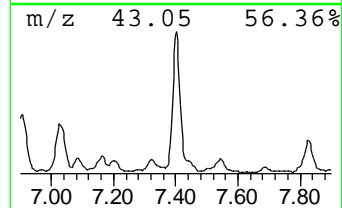
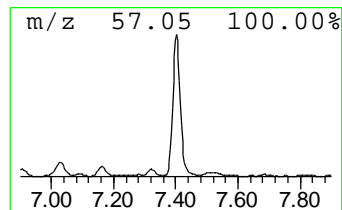
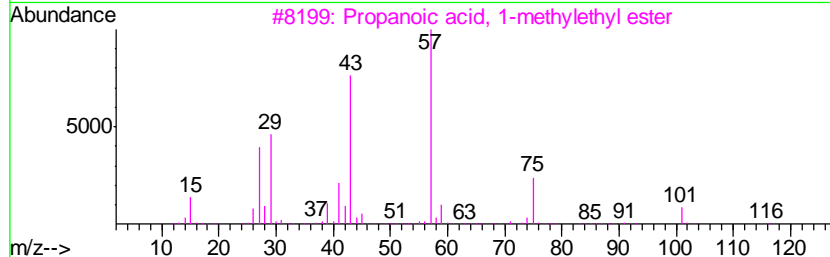
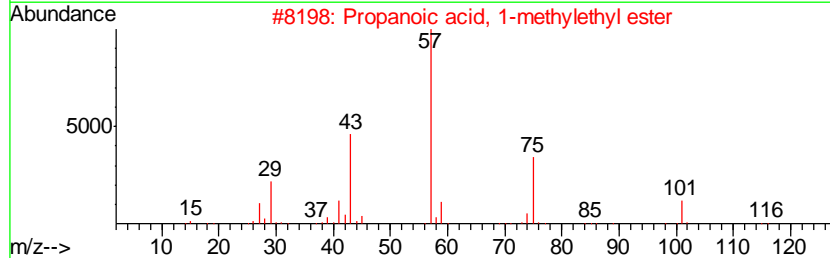
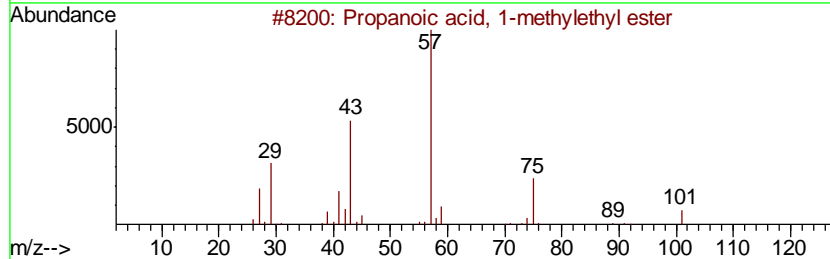
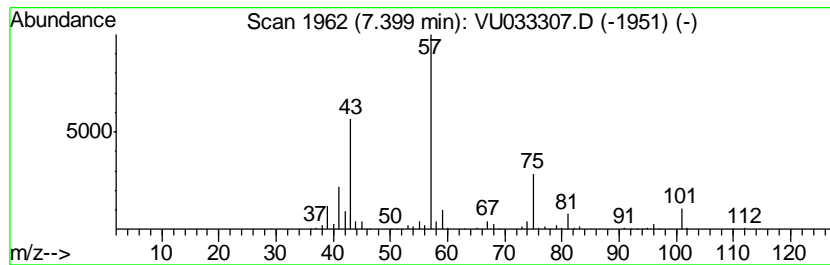
TIC Library : C:\DATABASE\NIST11.L  
 TIC Integration Parameters: LSCINT.P

\*\*\*\*\*  
 Peak Number 29 Propanoic acid, 1-methyleth... Concentration Rank 15

R.T.	EstConc	Area	Relative to ISTD	R.T.
7.40	26.49 ug/L	384194	1,4-Difluorobenzene	5.87

Hit#	of	Tentative ID	MW	MolForm	CAS#	Qual
1	5	Propanoic acid, 1-methylethyl ester	116	C6H12O2	000637-78-5	64
2		Propanoic acid, 1-methylethyl ester	116	C6H12O2	000637-78-5	59
3		Propanoic acid, 1-methylethyl ester	116	C6H12O2	000637-78-5	50
4		Propanoic acid, 1-methylethyl ester	116	C6H12O2	000637-78-5	43
5		Propanoic acid, butyl ester	130	C7H14O2	000590-01-2	23



Data Path : Z:\VOASRV\HPCHEM1\MSVOA\_U\DATA\VU071819\  
 Data File : VU033307.D  
 Acq On : 18 Jul 2019 10:34  
 Operator : JC/SP  
 Sample : K3828-01  
 Misc : 5.0mL/MSVOA\_U/WATER  
 ALS Vial : 6 Sample Multiplier: 1

Instrument :  
 MSVOA\_U  
 ClientSampled :  
 GAMRO

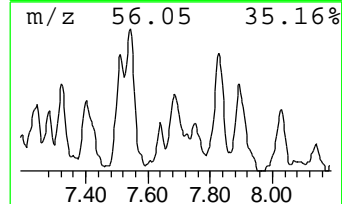
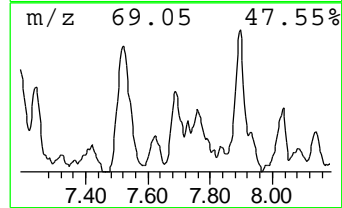
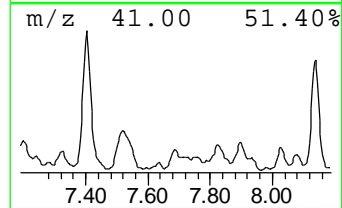
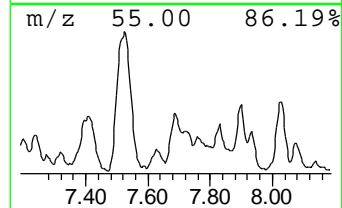
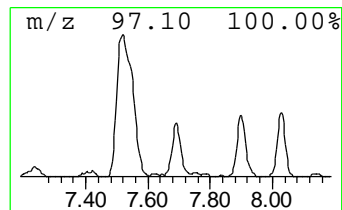
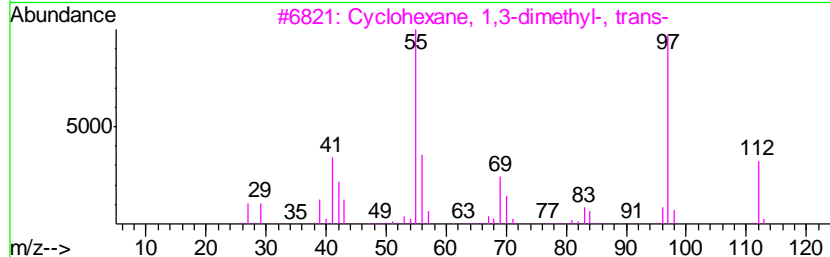
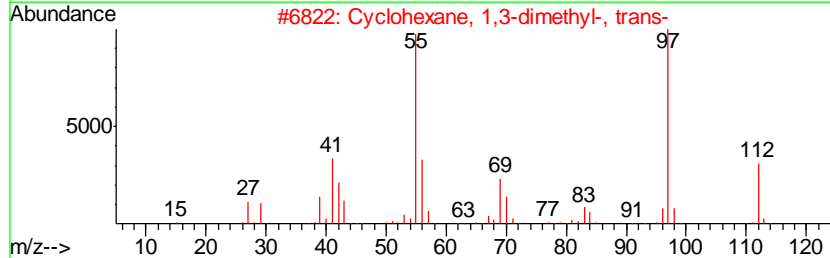
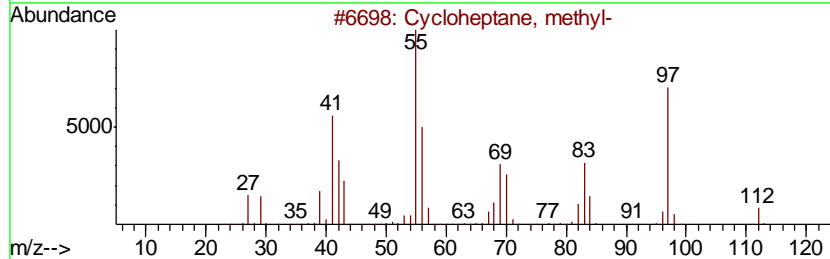
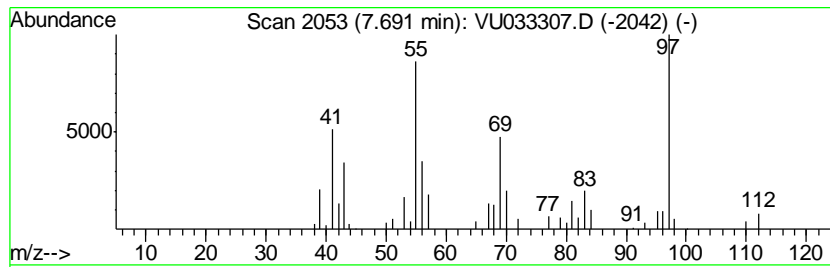
Quant Method : Z:\VOASRV\HPCHEM1\MSVOA\_U\METHOD\SOMULM071219WMA.M  
 Quant Title : VOC Analysis

TIC Library : C:\DATABASE\NIST11.L  
 TIC Integration Parameters: LSCINT.P

\*\*\*\*\*  
 Peak Number 30 (DEL) Alkane: Cyclic7.69 Concentration Rank 66

R.T.	EstConc	Area	Relative to ISTD	R.T.
7.69	2.61 ug/L	47686	Chlorobenzene-d5	9.07

Hit#	of	Tentative ID	MW	MolForm	CAS#	Qual
1	5	Cycloheptane, methyl-	112	C8H16	004126-78-7	76
2		Cyclohexane, 1,3-dimethyl-, trans-	112	C8H16	002207-03-6	72
3		Cyclohexane, 1,3-dimethyl-, trans-	112	C8H16	002207-03-6	72
4		Cyclohexane, 1,1-dimethyl-	112	C8H16	000590-66-9	59
5		Cyclohexane, 1,1-dimethyl-	112	C8H16	000590-66-9	59





Data Path : Z:\VOASRV\HPCHEM1\MSVOA\_U\DATA\VU071819\  
 Data File : VU033307.D  
 Acq On : 18 Jul 2019 10:34  
 Operator : JC/SP  
 Sample : K3828-01  
 Misc : 5.0mL/MSVOA\_U/WATER  
 ALS Vial : 6 Sample Multiplier: 1

Instrument :  
 MSVOA\_U  
 ClientSampled :  
 GAMRO

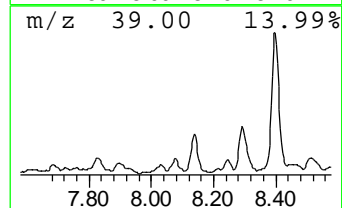
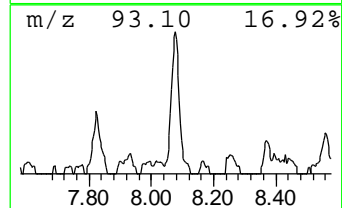
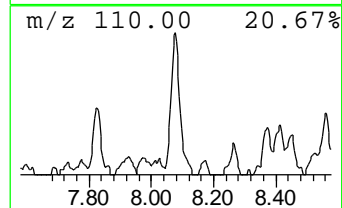
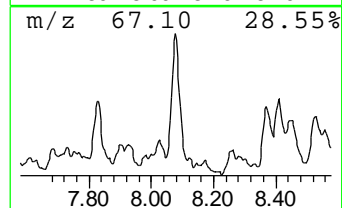
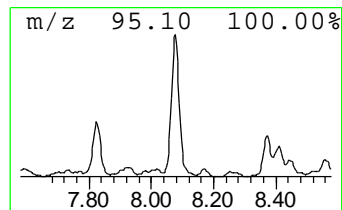
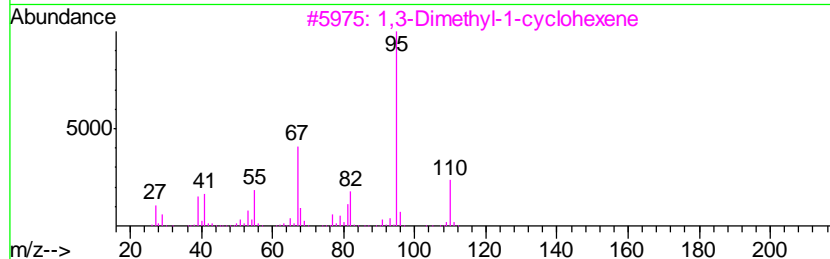
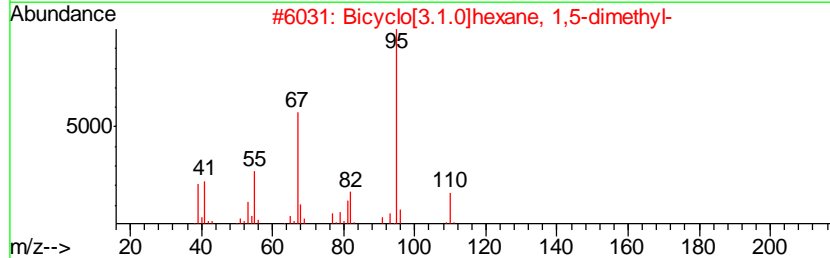
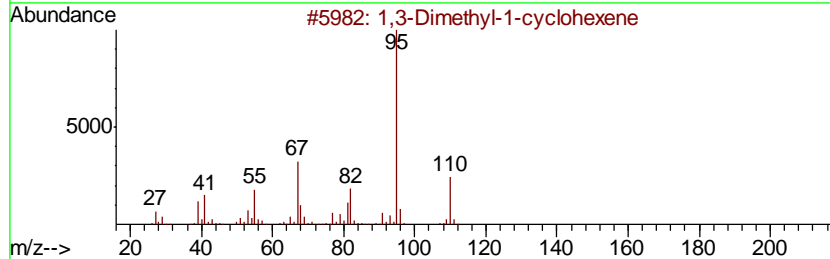
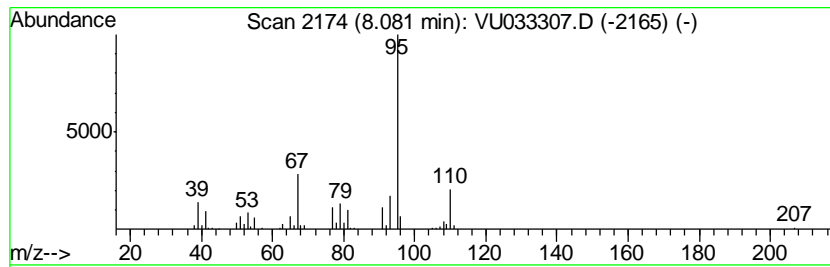
Quant Method : Z:\VOASRV\HPCHEM1\MSVOA\_U\METHOD\SOMULM071219WMA.M  
 Quant Title : VOC Analysis

TIC Library : C:\DATABASE\NIST11.L  
 TIC Integration Parameters: LSCINT.P

\*\*\*\*\*  
 Peak Number 31 1,3-Dimethyl-1-cyclohexene Concentration Rank 53

R.T.	EstConc	Area	Relative to ISTD	R.T.
8.08	3.49 ug/L	63664	Chlorobenzene-d5	9.07

Hit#	of	Tentative ID	MW	MolForm	CAS#	Qual
1	5	1,3-Dimethyl-1-cyclohexene	110	C8H14	002808-76-6	83
2		Bicyclo[3.1.0]hexane, 1,5-dimethyl-	110	C8H14	1000142-17-5	72
3		1,3-Dimethyl-1-cyclohexene	110	C8H14	002808-76-6	72
4		1,4-Pentadiene, 2,3,3-trimethyl-	110	C8H14	000756-02-5	64
5		1,4-Pentadiene, 2,3,3-trimethyl-	110	C8H14	000756-02-5	64



Data Path : Z:\VOASRV\HPCHEM1\MSVOA\_U\DATA\VU071819\  
 Data File : VU033307.D  
 Acq On : 18 Jul 2019 10:34  
 Operator : JC/SP  
 Sample : K3828-01  
 Misc : 5.0mL/MSVOA\_U/WATER  
 ALS Vial : 6 Sample Multiplier: 1

Instrument :  
 MSVOA\_U  
 ClientSampleID :  
 GAMRO

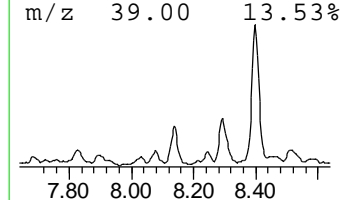
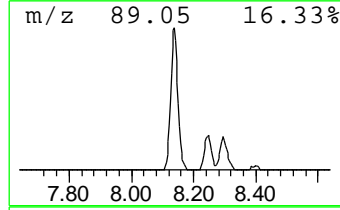
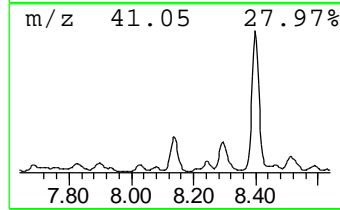
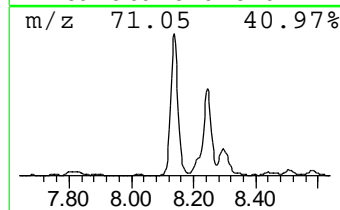
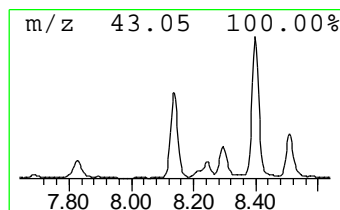
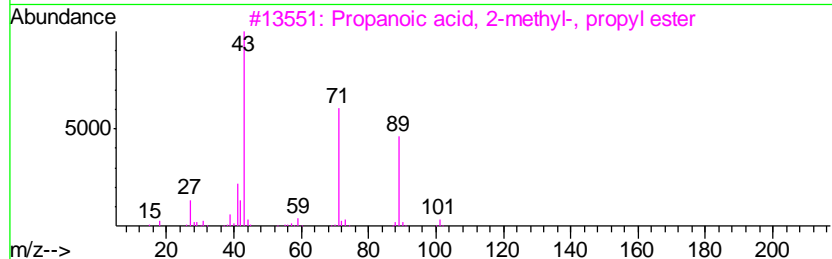
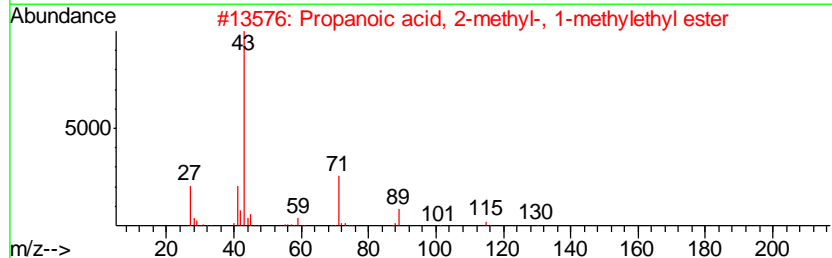
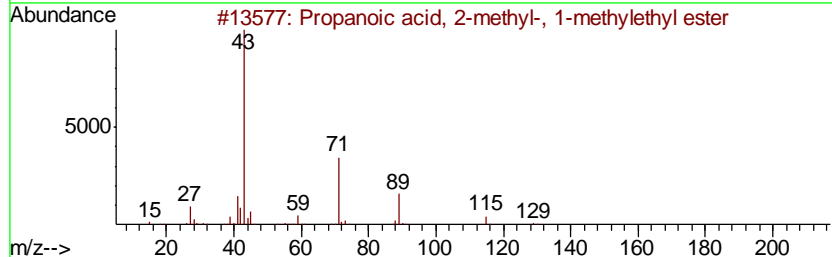
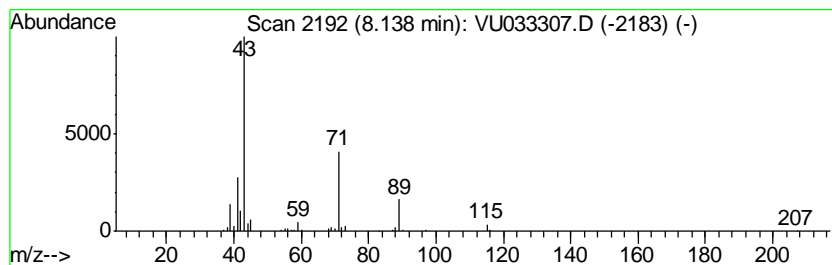
Quant Method : Z:\VOASRV\HPCHEM1\MSVOA\_U\METHOD\SOMULM071219WMA.M  
 Quant Title : VOC Analysis

TIC Library : C:\DATABASE\NIST11.L  
 TIC Integration Parameters: LSCINT.P

\*\*\*\*\*  
 Peak Number 32 Propanoic acid, 2-methyl-, ... Concentration Rank 33

R.T.	EstConc	Area	Relative to ISTD	R.T.
8.14	9.04 ug/L	164994	Chlorobenzene-d5	9.07

Hit#	of	Tentative ID	MW	MolForm	CAS#	Qual
1	5	Propanoic acid, 2-methyl-, 1-met...	130	C7H14O2	000617-50-5	83
2		Propanoic acid, 2-methyl-, 1-met...	130	C7H14O2	000617-50-5	64
3		Propanoic acid, 2-methyl-, propy...	130	C7H14O2	000644-49-5	56
4		Butanoic acid, propyl ester	130	C7H14O2	000105-66-8	53
5		Propanoic acid, 2-methyl-, 1-met...	130	C7H14O2	000617-50-5	53



Data Path : Z:\VOASRV\HPCHEM1\MSVOA\_U\DATA\VU071819\  
 Data File : VU033307.D  
 Acq On : 18 Jul 2019 10:34  
 Operator : JC/SP  
 Sample : K3828-01  
 Misc : 5.0mL/MSVOA\_U/WATER  
 ALS Vial : 6 Sample Multiplier: 1

Instrument :  
 MSVOA\_U  
 ClientSampleID :  
 GAMRO

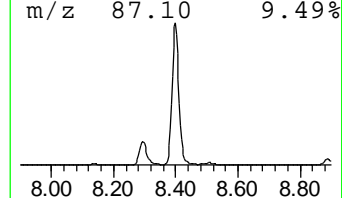
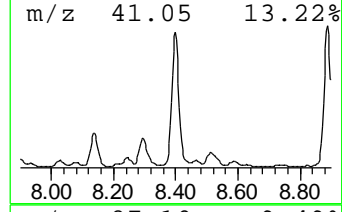
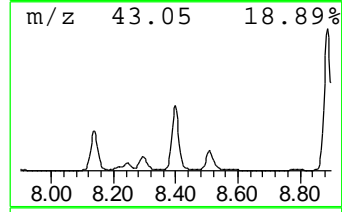
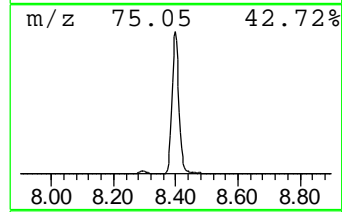
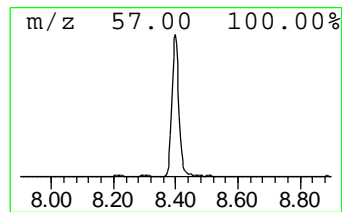
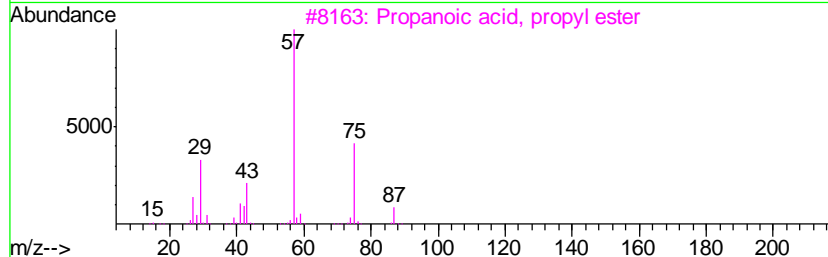
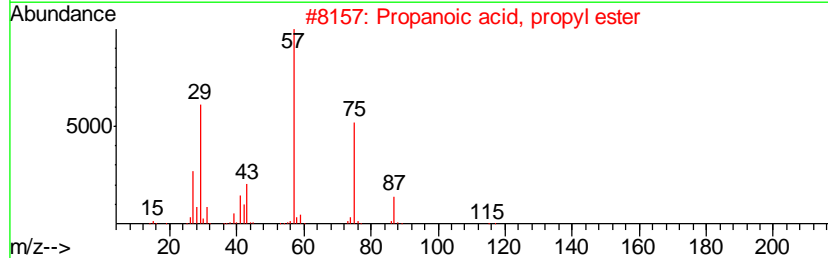
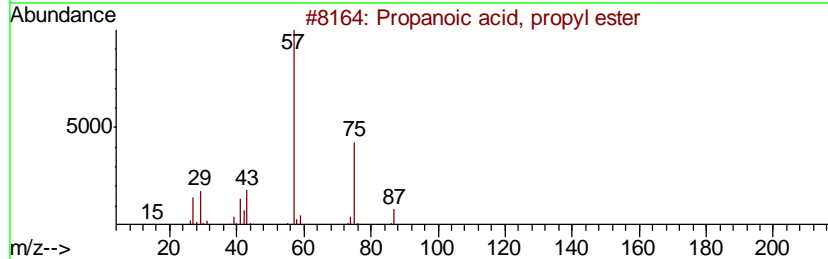
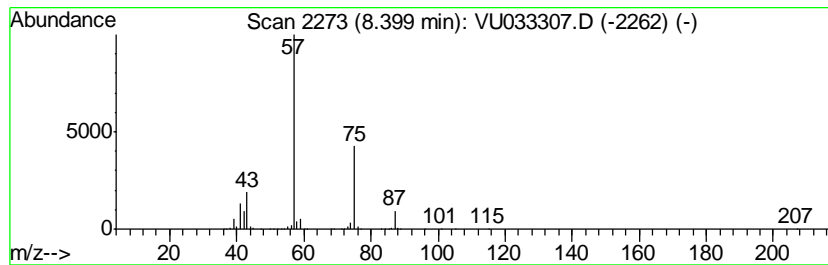
Quant Method : Z:\VOASRV\HPCHEM1\MSVOA\_U\METHOD\SOMULM071219WMA.M  
 Quant Title : VOC Analysis

TIC Library : C:\DATABASE\NIST11.L  
 TIC Integration Parameters: LSCINT.P

\*\*\*\*\*  
 Peak Number 33 Propanoic acid, propyl ester Concentration Rank 3

R.T.	EstConc	Area	Relative to ISTD	R.T.
8.40	63.01 ug/L	1149810	Chlorobenzene-d5	9.07

Hit#	of	Tentative ID	MW	MolForm	CAS#	Qual
1	5	Propanoic acid, propyl ester	116	C6H12O2	000106-36-5	83
2		Propanoic acid, propyl ester	116	C6H12O2	000106-36-5	83
3		Propanoic acid, propyl ester	116	C6H12O2	000106-36-5	83
4		Propanoic acid, propyl ester	116	C6H12O2	000106-36-5	83
5		Propanoic acid, butyl ester	130	C7H14O2	000590-01-2	40



Data Path : Z:\VOASRV\HPCHEM1\MSVOA\_U\DATA\VU071819\  
 Data File : VU033307.D  
 Acq On : 18 Jul 2019 10:34  
 Operator : JC/SP  
 Sample : K3828-01  
 Misc : 5.0mL/MSVOA\_U/WATER  
 ALS Vial : 6 Sample Multiplier: 1

Instrument :  
 MSVOA\_U  
 ClientSampled :  
 GAMRO

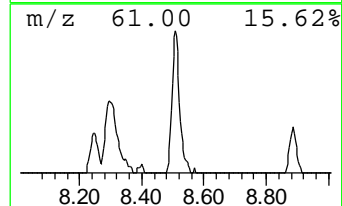
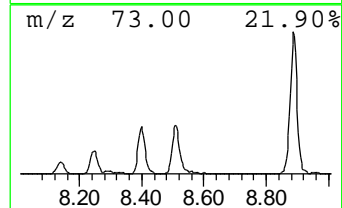
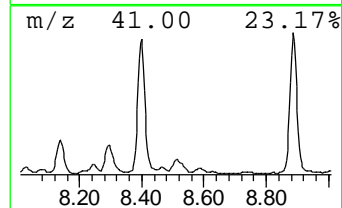
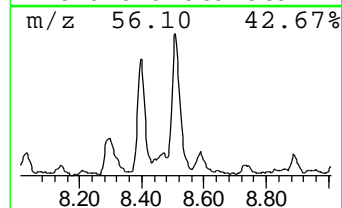
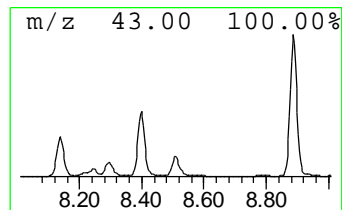
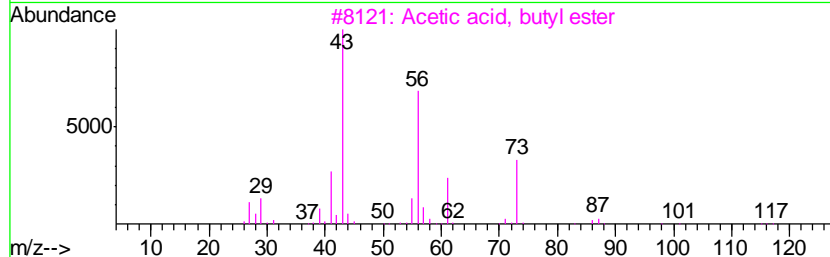
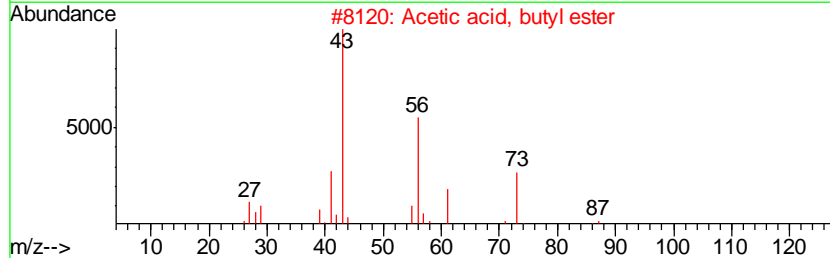
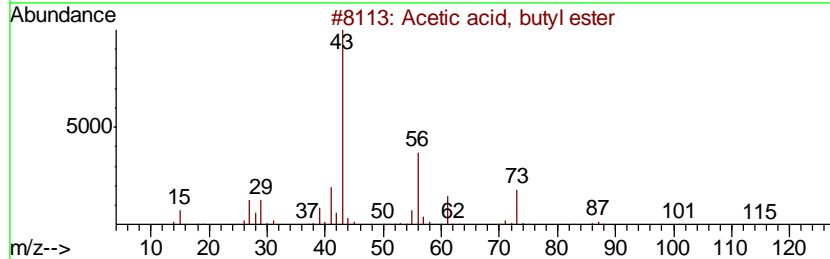
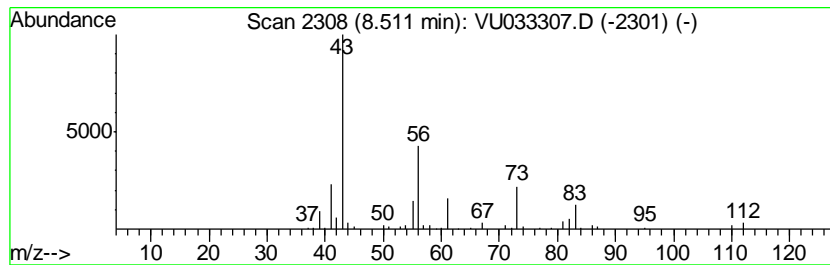
Quant Method : Z:\VOASRV\HPCHEM1\MSVOA\_U\METHOD\SOMULM071219WMA.M  
 Quant Title : VOC Analysis

TIC Library : C:\DATABASE\NIST11.L  
 TIC Integration Parameters: LSCINT.P

\*\*\*\*\*  
 Peak Number 34 Acetic acid, butyl ester Concentration Rank 49

R.T.	EstConc	Area	Relative to ISTD	R.T.
8.51	4.84 ug/L	88368	Chlorobenzene-d5	9.07

Hit#	of	Tentative ID	MW	MolForm	CAS#	Qual
1	5	Acetic acid, butyl ester	116	C6H12O2	000123-86-4	64
2		Acetic acid, butyl ester	116	C6H12O2	000123-86-4	53
3		Acetic acid, butyl ester	116	C6H12O2	000123-86-4	53
4		Acetic acid, butyl ester	116	C6H12O2	000123-86-4	53
5		1-Pentene, 4-methyl-	84	C6H12	000691-37-2	23



Data Path : Z:\VOASRV\HPCHEM1\MSVOA\_U\DATA\VU071819\  
 Data File : VU033307.D  
 Acq On : 18 Jul 2019 10:34  
 Operator : JC/SP  
 Sample : K3828-01  
 Misc : 5.0mL/MSVOA\_U/WATER  
 ALS Vial : 6 Sample Multiplier: 1

Instrument :  
 MSVOA\_U  
 ClientSampleID :  
 GAMRO

Quant Method : Z:\VOASRV\HPCHEM1\MSVOA\_U\METHOD\SOMULM071219WMA.M  
 Quant Title : VOC Analysis

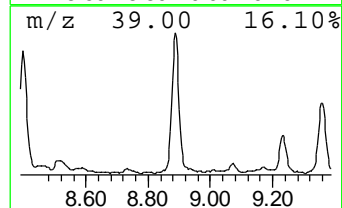
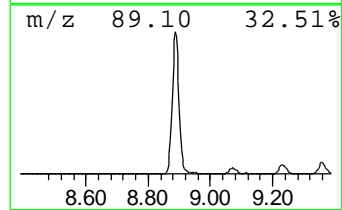
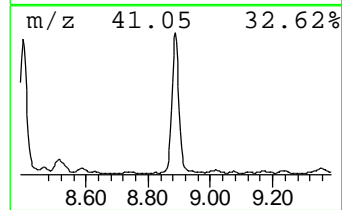
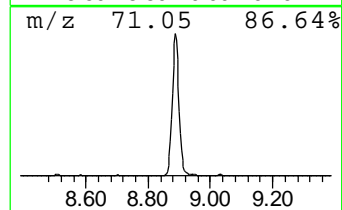
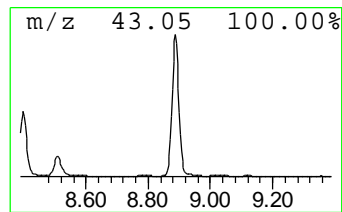
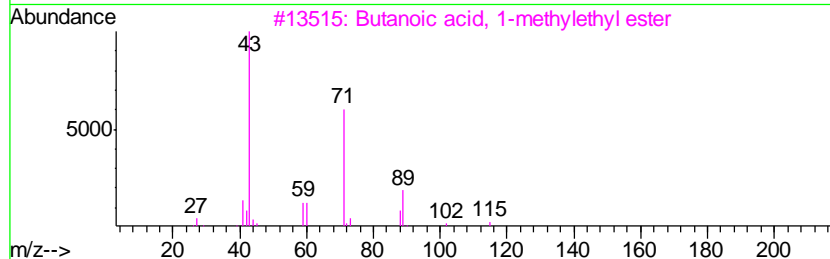
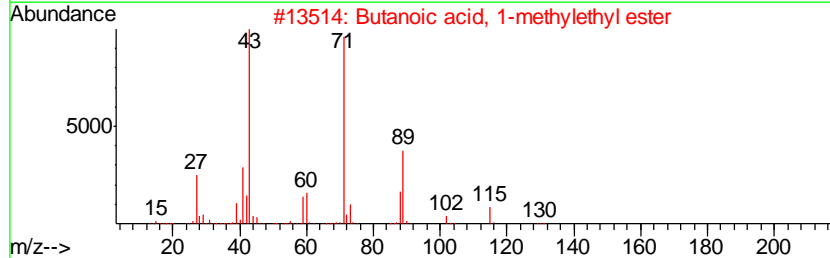
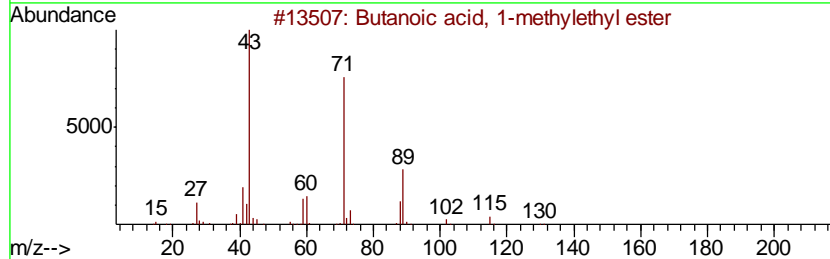
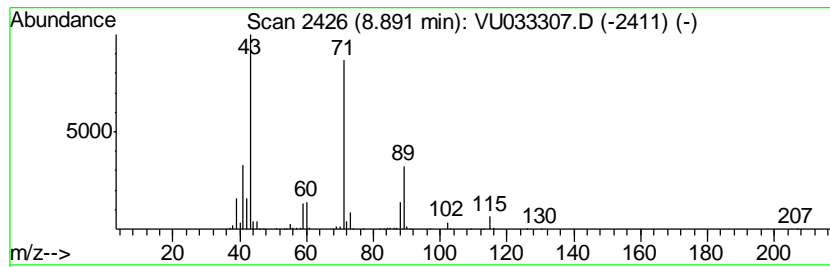
TIC Library : C:\DATABASE\NIST11.L  
 TIC Integration Parameters: LSCINT.P

\*\*\*\*\*  
 Peak Number 35 Butanoic acid, 1-methylethy... Concentration Rank 5

R.T.	EstConc	Area	Relative to ISTD	R.T.
8.89	45.55 ug/L	831213	Chlorobenzene-d5	9.07

Hit#	of	Tentative ID	MW	MolForm	CAS#	Qual
1	5	Butanoic acid, 1-methylethyl ester	130	C7H14O2	000638-11-9	94
2		Butanoic acid, 1-methylethyl ester	130	C7H14O2	000638-11-9	91
3		Butanoic acid, 1-methylethyl ester	130	C7H14O2	000638-11-9	83
4		Propanoic acid, 2-methyl-, propy...	130	C7H14O2	000644-49-5	72
5		Propanoic acid, 2-methyl-, 1-met...	130	C7H14O2	000617-50-5	72



Data Path : Z:\VOASRV\HPCHEM1\MSVOA\_U\DATA\VU071819\  
 Data File : VU033307.D  
 Acq On : 18 Jul 2019 10:34  
 Operator : JC/SP  
 Sample : K3828-01  
 Misc : 5.0mL/MSVOA\_U/WATER  
 ALS Vial : 6 Sample Multiplier: 1

Instrument :  
 MSVOA\_U  
 ClientSampled :  
 GAMRO

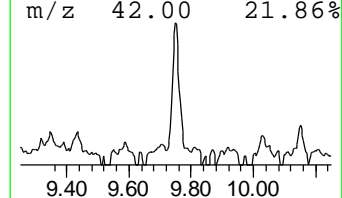
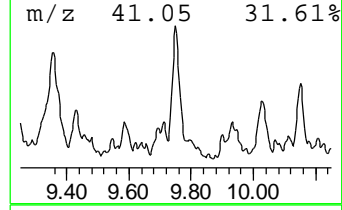
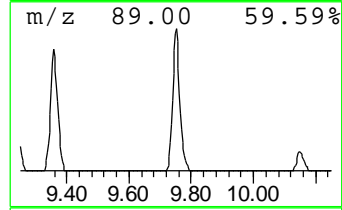
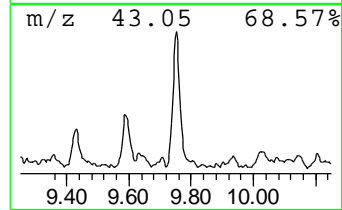
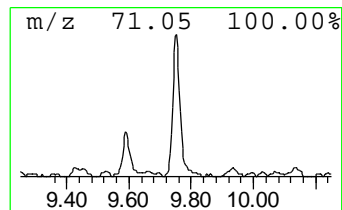
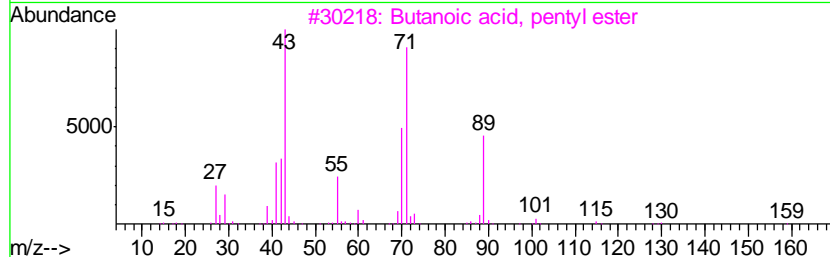
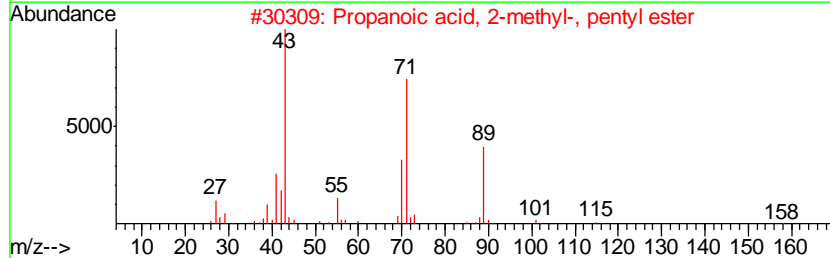
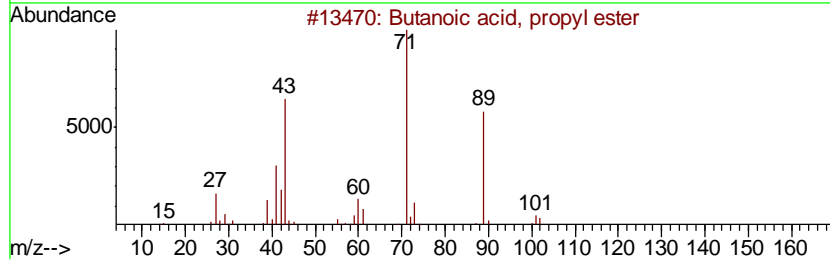
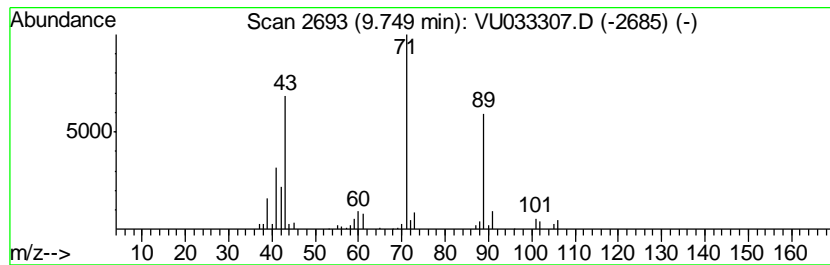
Quant Method : Z:\VOASRV\HPCHEM1\MSVOA\_U\METHOD\SOMULM071219WMA.M  
 Quant Title : VOC Analysis

TIC Library : C:\DATABASE\NIST11.L  
 TIC Integration Parameters: LSCINT.P

\*\*\*\*\*  
 Peak Number 36 Butanoic acid, propyl ester Concentration Rank 62

R.T.	EstConc	Area	Relative to ISTD	R.T.
9.75	2.84 ug/L	51914	Chlorobenzene-d5	9.07

Hit#	of	Tentative ID	MW	MolForm	CAS#	Qual
1	5	Butanoic acid, propyl ester	130	C7H14O2	000105-66-8	80
2		Propanoic acid, 2-methyl-, penty...	158	C9H18O2	002445-72-9	72
3		Butanoic acid, pentyl ester	158	C9H18O2	000540-18-1	64
4		Propanoic acid, 2-methyl-, propy...	130	C7H14O2	000644-49-5	64
5		Butanoic acid, butyl ester	144	C8H16O2	000109-21-7	50



Data Path : Z:\VOASRV\HPCHEM1\MSVOA\_U\DATA\VU071819\  
 Data File : VU033307.D  
 Acq On : 18 Jul 2019 10:34  
 Operator : JC/SP  
 Sample : K3828-01  
 Misc : 5.0mL/MSVOA\_U/WATER  
 ALS Vial : 6 Sample Multiplier: 1

Instrument :  
 MSVOA\_U  
 ClientSampled :  
 GAMRO

Quant Method : Z:\VOASRV\HPCHEM1\MSVOA\_U\METHOD\SOMULM071219WMA.M  
 Quant Title : VOC Analysis

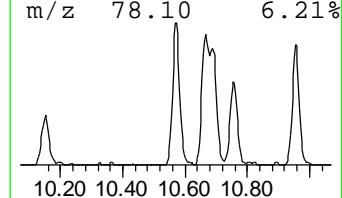
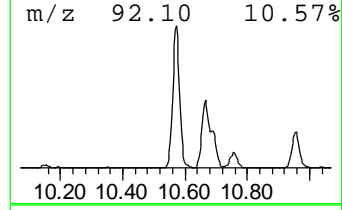
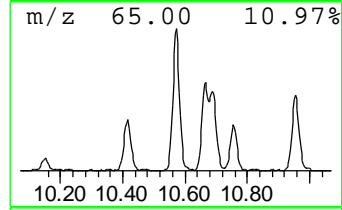
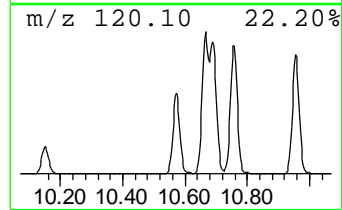
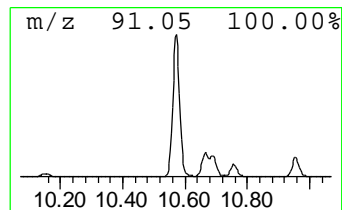
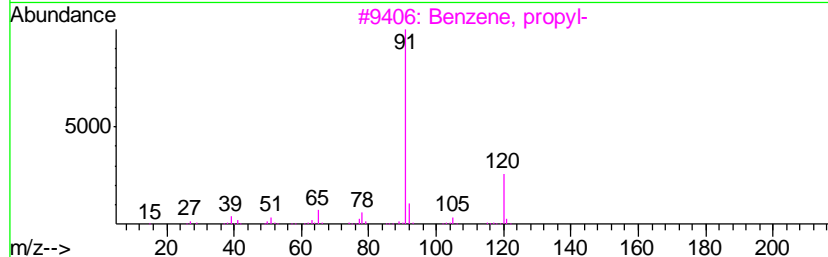
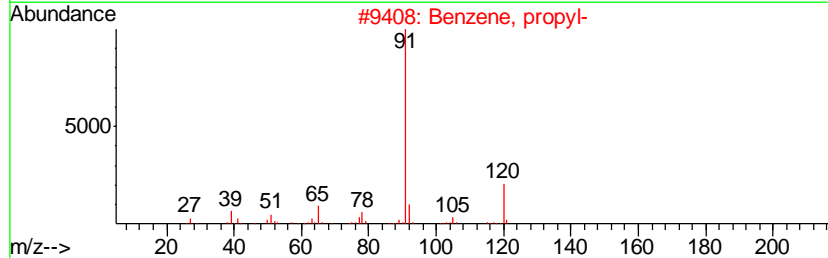
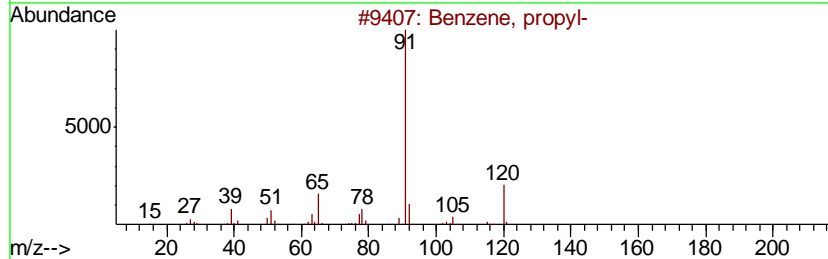
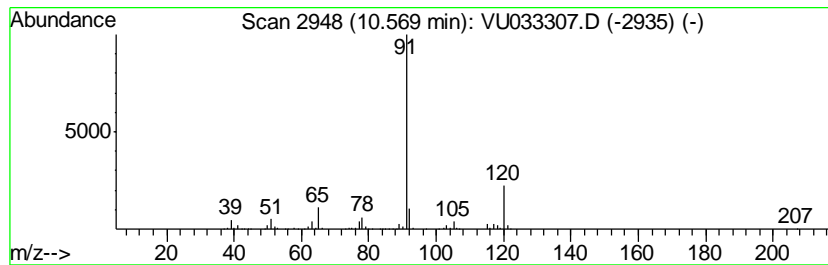
TIC Library : C:\DATABASE\NIST11.L  
 TIC Integration Parameters: LSCINT.P

\*\*\*\*\*  
 Peak Number 37 Benzene, propyl- Concentration Rank 18

R.T.	EstConc	Area	Relative to ISTD	R.T.
10.57	22.13 ug/L	438101	1,4-Dichlorobenzene-d4	11.47

Hit#	of	Tentative ID	MW	MolForm	CAS#	Qual
1	5	Benzene, propyl-	120	C9H12	000103-65-1	90
2		Benzene, propyl-	120	C9H12	000103-65-1	87
3		Benzene, propyl-	120	C9H12	000103-65-1	80
4		N-Benzyl-2-phenethylamine	211	C15H17N	003647-71-0	72
5		Ethanol, 2-[(phenylmethyl)amino]-	151	C9H13NO	000104-63-2	64



Data Path : Z:\VOASRV\HPCHEM1\MSVOA\_U\DATA\VU071819\  
 Data File : VU033307.D  
 Acq On : 18 Jul 2019 10:34  
 Operator : JC/SP  
 Sample : K3828-01  
 Misc : 5.0mL/MSVOA\_U/WATER  
 ALS Vial : 6 Sample Multiplier: 1

Instrument :  
 MSVOA\_U  
 ClientSampled :  
 GAMRO

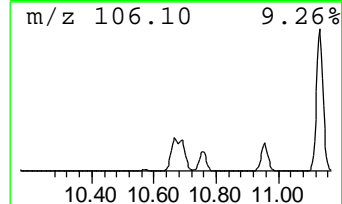
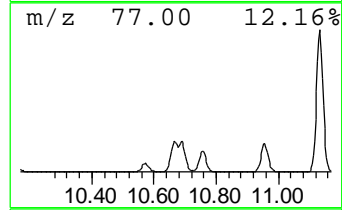
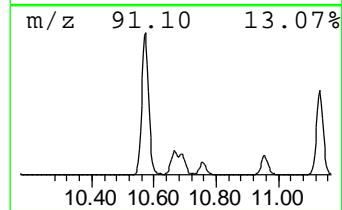
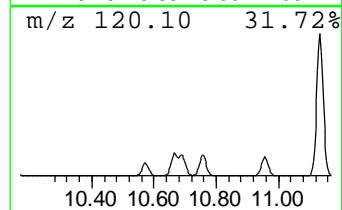
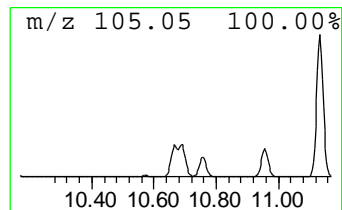


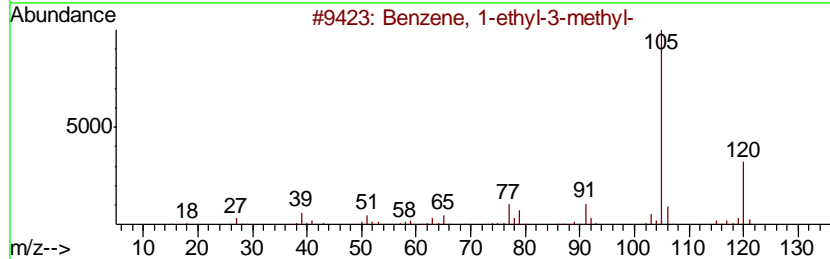
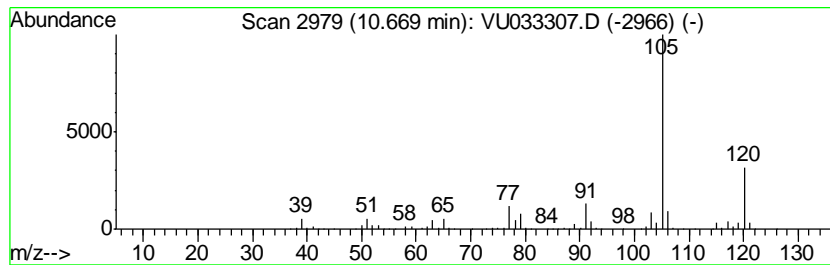
Quant Method : Z:\VOASRV\HPCHEM1\MSVOA\_U\METHOD\SOMULM071219WMA.M  
 Quant Title : VOC Analysis

TIC Library : C:\DATABASE\NIST11.L  
 TIC Integration Parameters: LSCINT.P

\*\*\*\*\*  
 Peak Number 38 Benzene, 1-ethyl-3-methyl- Concentration Rank 10

R.T.	EstConc	Area	Relative to ISTD	R.T.
10.67	33.32 ug/L	659509	1,4-Dichlorobenzene-d4	11.47

Hit#	of	Tentative ID	MW	MolForm	CAS#	Qual
1	5	Benzene, 1-ethyl-3-methyl-	120	C9H12	000620-14-4	97
2		Benzene, 1-ethyl-2-methyl-	120	C9H12	000611-14-3	95
3		Benzene, 1-ethyl-2-methyl-	120	C9H12	000611-14-3	94
4		Benzene, 1-ethyl-3-methyl-	120	C9H12	000620-14-4	94
5		Benzene, 1-ethyl-4-methyl-	120	C9H12	000622-96-8	91





Data Path : Z:\VOASRV\HPCHEM1\MSVOA\_U\DATA\VU071819\  
 Data File : VU033307.D  
 Acq On : 18 Jul 2019 10:34  
 Operator : JC/SP  
 Sample : K3828-01  
 Misc : 5.0mL/MSVOA\_U/WATER  
 ALS Vial : 6 Sample Multiplier: 1

Instrument :  
 MSVOA\_U  
 ClientSampled :  
 GAMRO

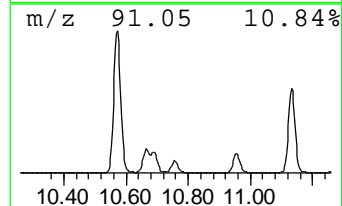
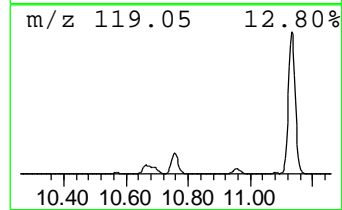
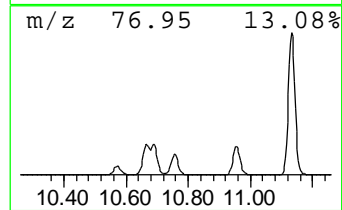
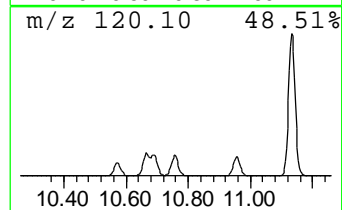
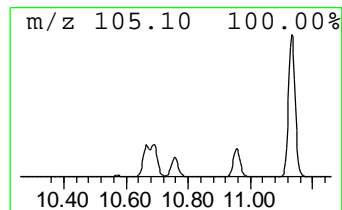
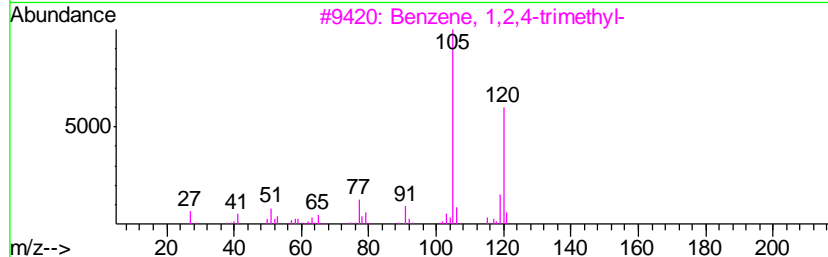
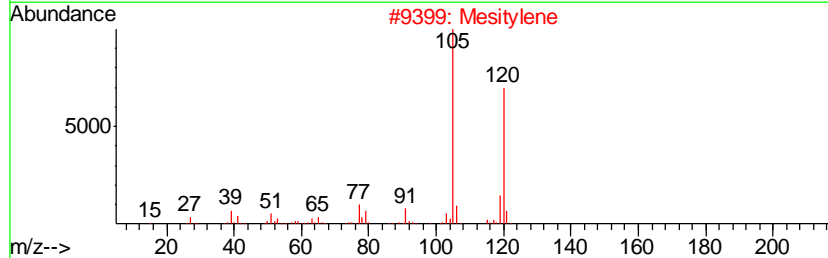
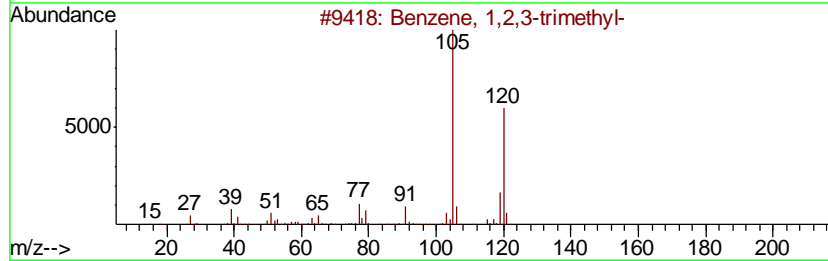
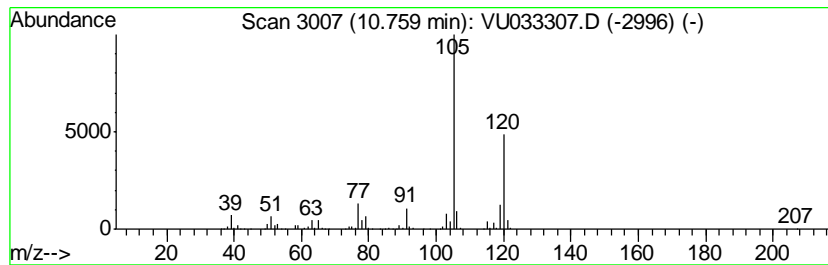
Quant Method : Z:\VOASRV\HPCHEM1\MSVOA\_U\METHOD\SOMULM071219WMA.M  
 Quant Title : VOC Analysis

TIC Library : C:\DATABASE\NIST11.L  
 TIC Integration Parameters: LSCINT.P

\*\*\*\*\*  
 Peak Number 39 Benzene, 1,2,3-trimethyl- Concentration Rank 17

R.T.	EstConc	Area	Relative to ISTD	R.T.
10.76	23.35 ug/L	462160	1,4-Dichlorobenzene-d4	11.47

Hit#	of	Tentative ID	MW	MolForm	CAS#	Qual
1	5	Benzene, 1,2,3-trimethyl-	120	C9H12	000526-73-8	97
2		Mesitylene	120	C9H12	000108-67-8	94
3		Benzene, 1,2,4-trimethyl-	120	C9H12	000095-63-6	94
4		Benzene, 1,2,3-trimethyl-	120	C9H12	000526-73-8	94
5		Benzene, 1-ethyl-3-methyl-	120	C9H12	000620-14-4	91



Data Path : Z:\VOASRV\HPCHEM1\MSVOA\_U\DATA\VU071819\  
 Data File : VU033307.D  
 Acq On : 18 Jul 2019 10:34  
 Operator : JC/SP  
 Sample : K3828-01  
 Misc : 5.0mL/MSVOA\_U/WATER  
 ALS Vial : 6 Sample Multiplier: 1

Instrument :  
 MSVOA\_U  
 ClientSampleID :  
 GAMRO

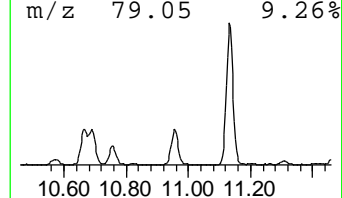
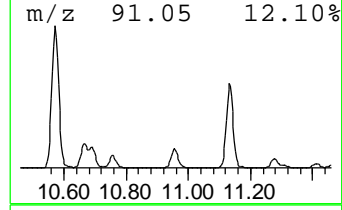
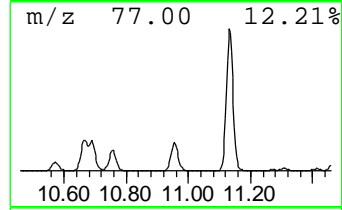
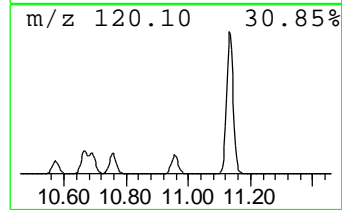
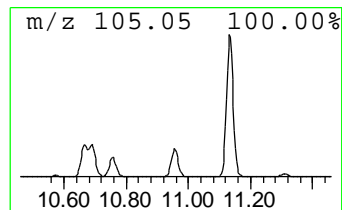
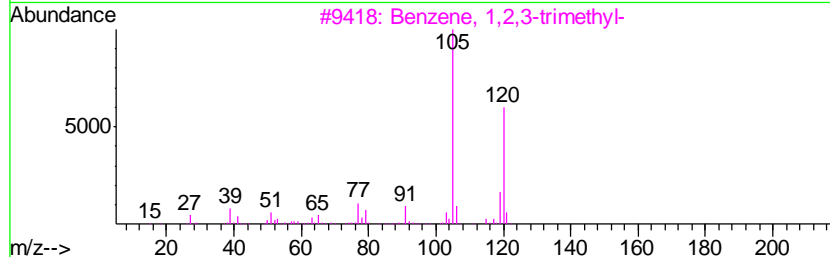
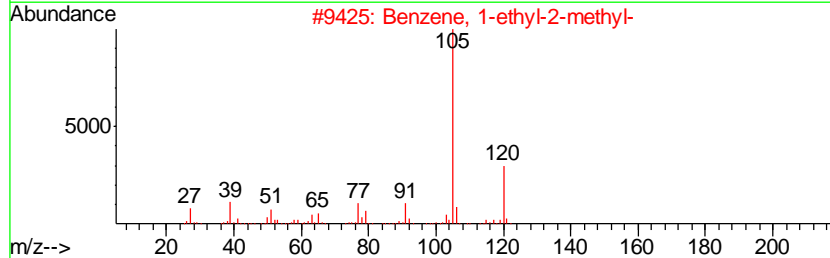
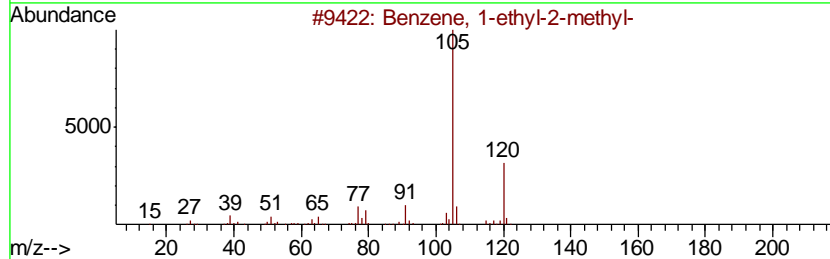
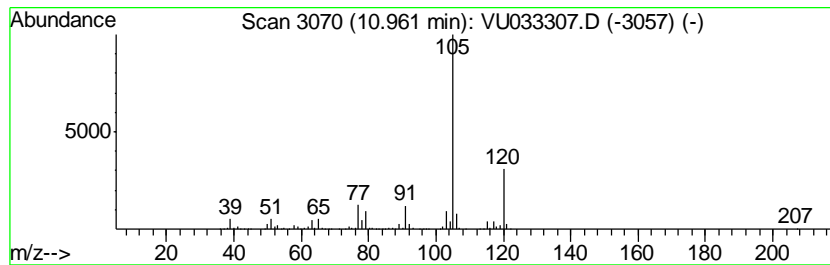
Quant Method : Z:\VOASRV\HPCHEM1\MSVOA\_U\METHOD\SOMULM071219WMA.M  
 Quant Title : VOC Analysis

TIC Library : C:\DATABASE\NIST11.L  
 TIC Integration Parameters: LSCINT.P

\*\*\*\*\*  
 Peak Number 40 Benzene, 1-ethyl-2-methyl- Concentration Rank 11

R.T.	EstConc	Area	Relative to ISTD	R.T.
10.96	30.27 ug/L	599150	1,4-Dichlorobenzene-d4	11.47

Hit#	of	Tentative ID	MW	MolForm	CAS#	Qual
1	5	Benzene, 1-ethyl-2-methyl-	120	C9H12	000611-14-3	95
2		Benzene, 1-ethyl-2-methyl-	120	C9H12	000611-14-3	95
3		Benzene, 1,2,3-trimethyl-	120	C9H12	000526-73-8	91
4		Benzene, 1-ethyl-3-methyl-	120	C9H12	000620-14-4	91
5		Mesitylene	120	C9H12	000108-67-8	91



Data Path : Z:\VOASRV\HPCHEM1\MSVOA\_U\DATA\VU071819\  
 Data File : VU033307.D  
 Acq On : 18 Jul 2019 10:34  
 Operator : JC/SP  
 Sample : K3828-01  
 Misc : 5.0mL/MSVOA\_U/WATER  
 ALS Vial : 6 Sample Multiplier: 1

Instrument :  
 MSVOA\_U  
 ClientSampleID :  
 GAMRO

Quant Method : Z:\VOASRV\HPCHEM1\MSVOA\_U\METHOD\SOMULM071219WMA.M  
 Quant Title : VOC Analysis

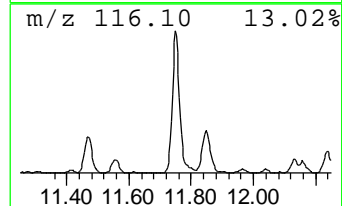
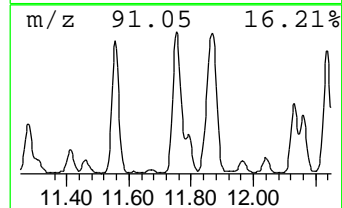
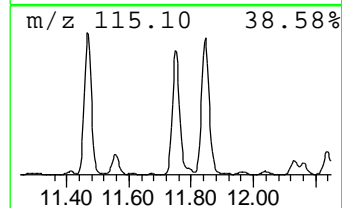
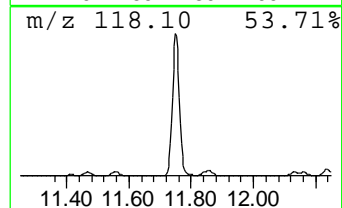
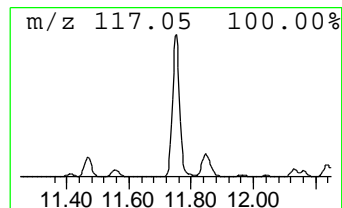
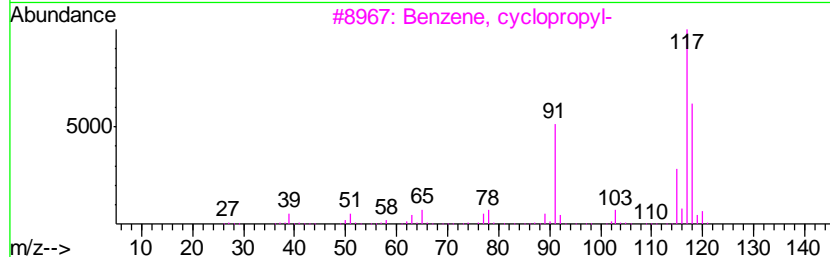
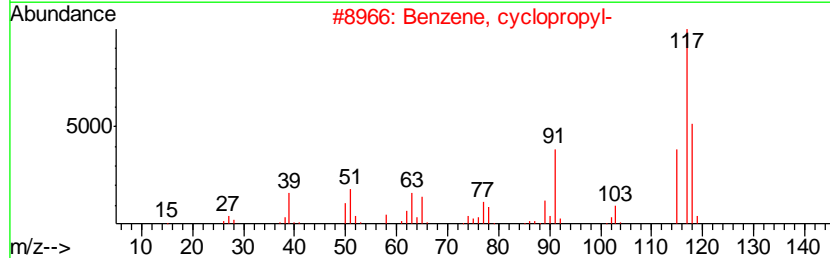
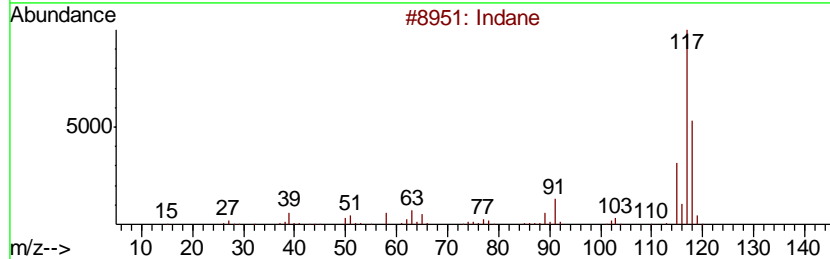
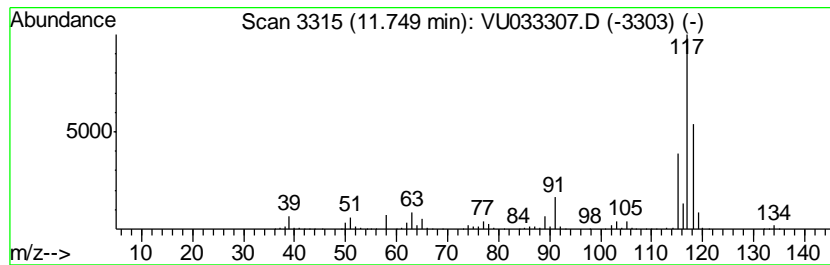
TIC Library : C:\DATABASE\NIST11.L  
 TIC Integration Parameters: LSCINT.P

\*\*\*\*\*  
 Peak Number 44 Indane Concentration Rank 7

R.T.	EstConc	Area	Relative to ISTD	R.T.
11.75	43.73 ug/L	865681	1,4-Dichlorobenzene-d4	11.47

Hit#	of	Tentative ID	MW	MolForm	CAS#	Qual
1	5	Indane	118	C9H10	000496-11-7	93
2		Benzene, cyclopropyl-	118	C9H10	000873-49-4	76
3		Benzene, cyclopropyl-	118	C9H10	000873-49-4	64
4		trans-Cinnamyl bromide	196	C9H9Br	026146-77-0	64
5		Deltacyclene	118	C9H10	007785-10-6	64



Data Path : Z:\VOASRV\HPCHEM1\MSVOA\_U\DATA\VU071819\  
 Data File : VU033307.D  
 Acq On : 18 Jul 2019 10:34  
 Operator : JC/SP  
 Sample : K3828-01  
 Misc : 5.0mL/MSVOA\_U/WATER  
 ALS Vial : 6 Sample Multiplier: 1

Instrument :  
 MSVOA\_U  
 ClientSampleID :  
 GAMRO

Quant Method : Z:\VOASRV\HPCHEM1\MSVOA\_U\METHOD\SOMULM071219WMA.M  
 Quant Title : VOC Analysis

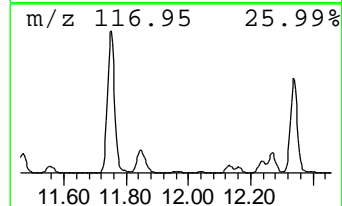
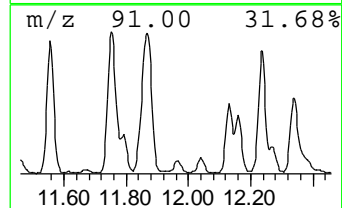
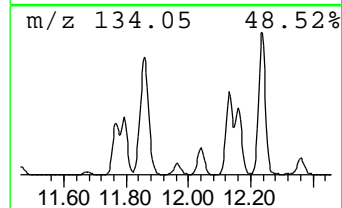
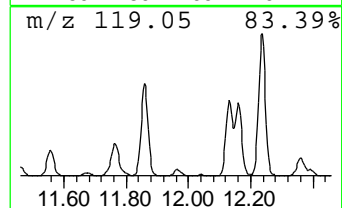
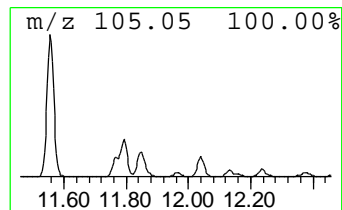
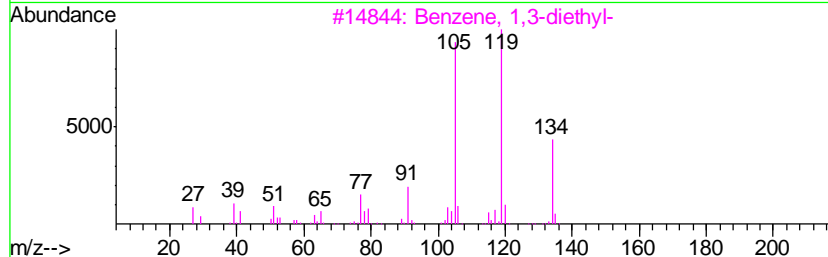
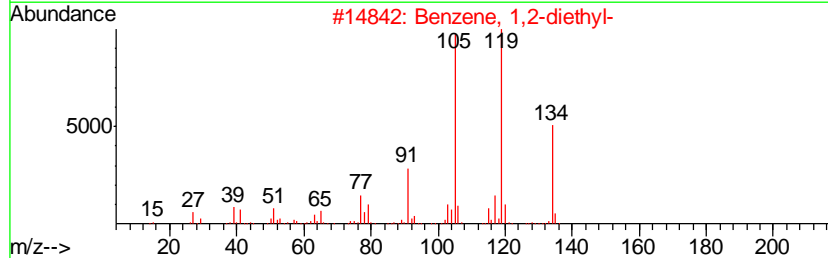
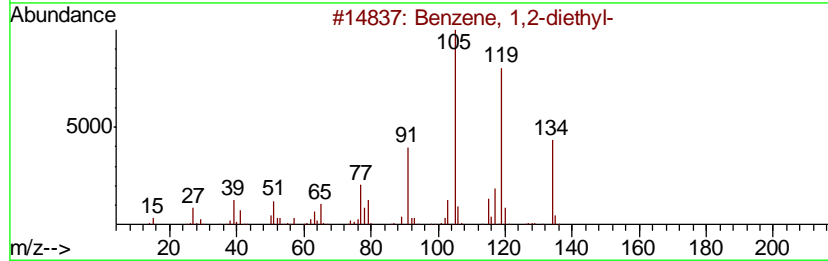
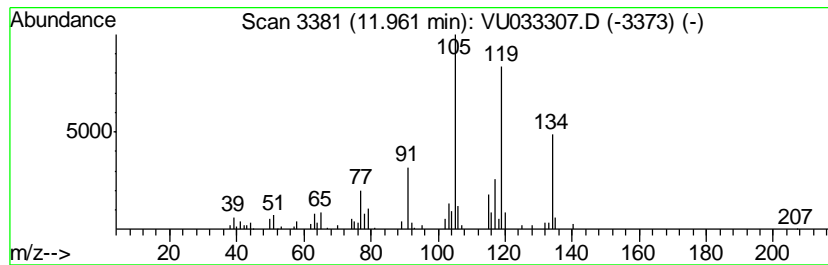
TIC Library : C:\DATABASE\NIST11.L  
 TIC Integration Parameters: LSCINT.P

\*\*\*\*\*  
 Peak Number 45 Benzene, 1,2-diethyl- Concentration Rank 65

R.T.	EstConc	Area	Relative to ISTD	R.T.
11.96	2.62 ug/L	51777	1,4-Dichlorobenzene-d4	11.47

Hit#	of	Tentative ID	MW	MolForm	CAS#	Qual
1	5	Benzene, 1,2-diethyl-	134	C10H14	000135-01-3	94
2		Benzene, 1,2-diethyl-	134	C10H14	000135-01-3	90
3		Benzene, 1,3-diethyl-	134	C10H14	000141-93-5	90
4		Benzene, 1,4-diethyl-	134	C10H14	000105-05-5	90
5		Benzene, 1,3-diethyl-	134	C10H14	000141-93-5	87



Data Path : Z:\VOASRV\HPCHEM1\MSVOA\_U\DATA\VU071819\  
 Data File : VU033307.D  
 Acq On : 18 Jul 2019 10:34  
 Operator : JC/SP  
 Sample : K3828-01  
 Misc : 5.0mL/MSVOA\_U/WATER  
 ALS Vial : 6 Sample Multiplier: 1

Instrument :  
 MSVOA\_U  
 ClientSampled :  
 GAMRO

Quant Method : Z:\VOASRV\HPCHEM1\MSVOA\_U\METHOD\SOMULM071219WMA.M  
 Quant Title : VOC Analysis

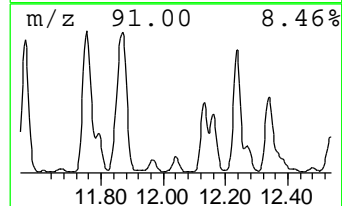
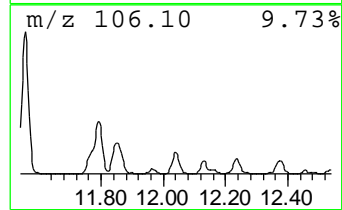
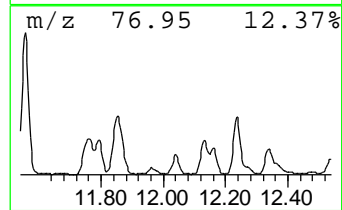
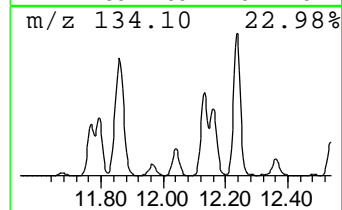
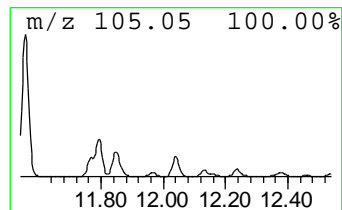
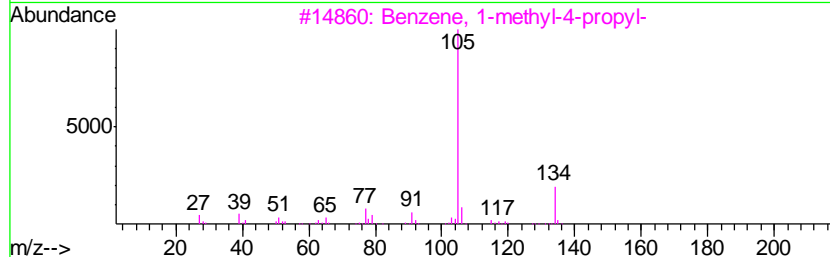
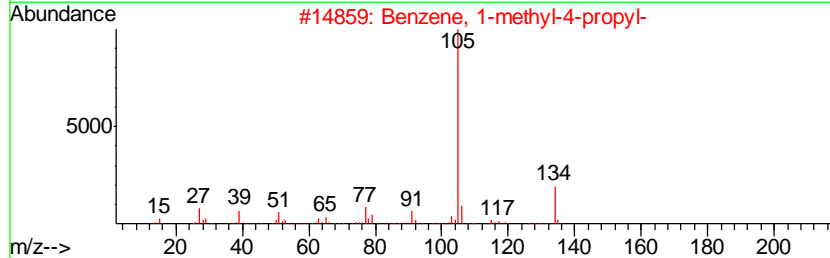
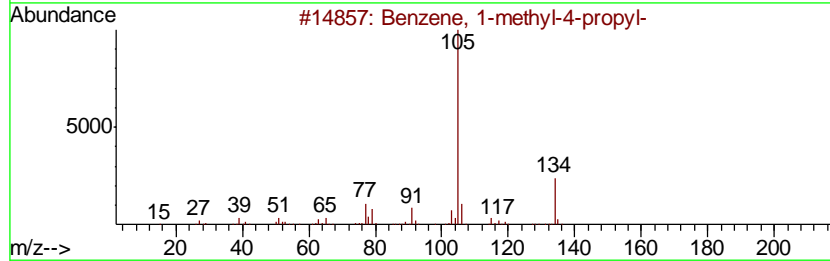
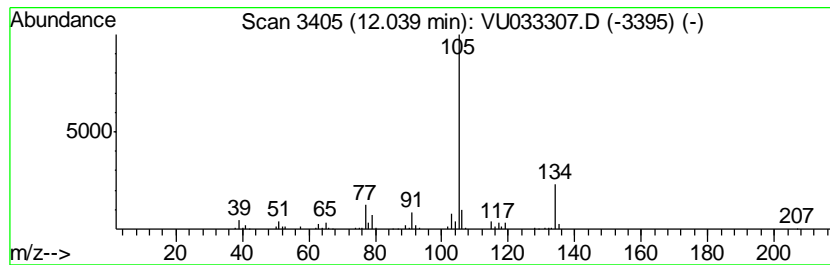
TIC Library : C:\DATABASE\NIST11.L  
 TIC Integration Parameters: LSCINT.P

\*\*\*\*\*  
 Peak Number 46 Benzene, 1-methyl-4-propyl- Concentration Rank 44

R.T.	EstConc	Area	Relative to ISTD	R.T.
12.04	5.14 ug/L	101823	1,4-Dichlorobenzene-d4	11.47

Hit#	of	Tentative ID	MW	MolForm	CAS#	Qual
1	5	Benzene, 1-methyl-4-propyl-	134	C10H14	001074-55-1	94
2		Benzene, 1-methyl-4-propyl-	134	C10H14	001074-55-1	91
3		Benzene, 1-methyl-4-propyl-	134	C10H14	001074-55-1	91
4		Benzene, 1-methyl-2-propyl-	134	C10H14	001074-17-5	91
5		2-Tolyloxirane	134	C9H10O	002783-26-8	90



Data Path : Z:\VOASRV\HPCHEM1\MSVOA\_U\DATA\VU071819\  
 Data File : VU033307.D  
 Acq On : 18 Jul 2019 10:34  
 Operator : JC/SP  
 Sample : K3828-01  
 Misc : 5.0mL/MSVOA\_U/WATER  
 ALS Vial : 6 Sample Multiplier: 1

Instrument :  
 MSVOA\_U  
 ClientSampled :  
 GAMRO

Quant Method : Z:\VOASRV\HPCHEM1\MSVOA\_U\METHOD\SOMULM071219WMA.M  
 Quant Title : VOC Analysis

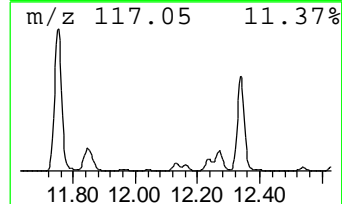
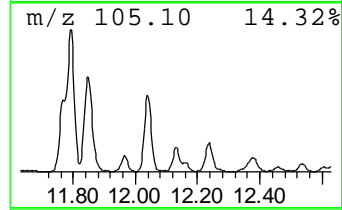
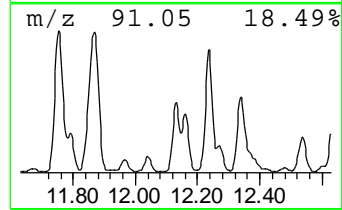
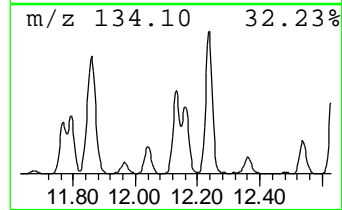
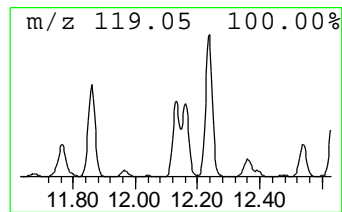
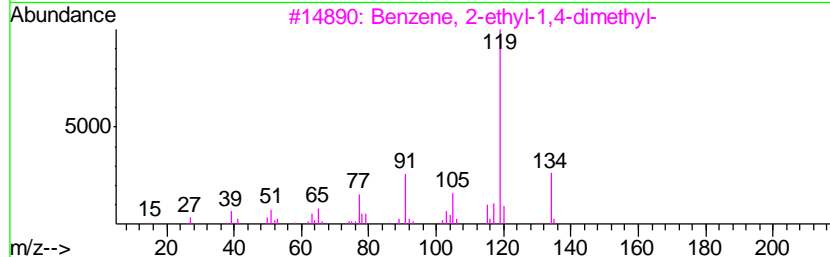
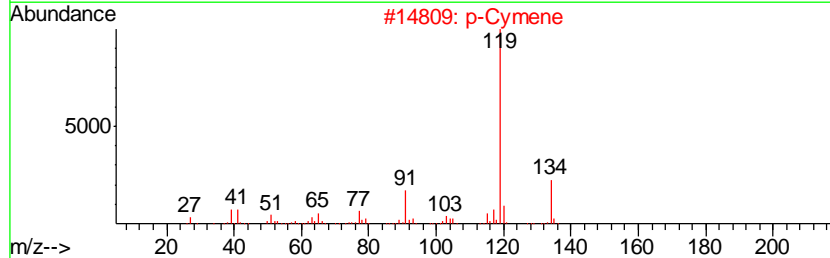
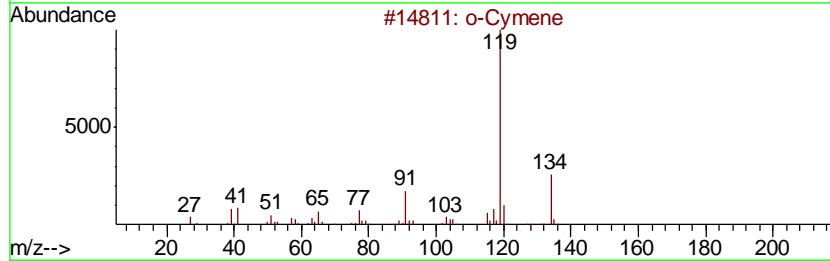
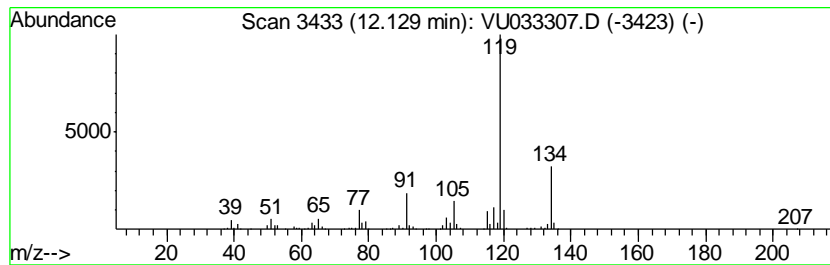
TIC Library : C:\DATABASE\NIST11.L  
 TIC Integration Parameters: LSCINT.P

\*\*\*\*\*  
 Peak Number 47 o-Cymene Concentration Rank 23

R.T.	EstConc	Area	Relative to ISTD	R.T.
12.13	14.63 ug/L	289550	1,4-Dichlorobenzene-d4	11.47

Hit#	of	Tentative ID	MW	MolForm	CAS#	Qual
1	5	o-Cymene	134	C10H14	000527-84-4	97
2		p-Cymene	134	C10H14	000099-87-6	97
3		Benzene, 2-ethyl-1,4-dimethyl-	134	C10H14	001758-88-9	96
4		Benzene, 2-ethyl-1,4-dimethyl-	134	C10H14	001758-88-9	96
5		Benzene, 4-ethyl-1,2-dimethyl-	134	C10H14	000934-80-5	95



Data Path : Z:\VOASRV\HPCHEM1\MSVOA\_U\DATA\VU071819\  
 Data File : VU033307.D  
 Acq On : 18 Jul 2019 10:34  
 Operator : JC/SP  
 Sample : K3828-01  
 Misc : 5.0mL/MSVOA\_U/WATER  
 ALS Vial : 6 Sample Multiplier: 1

Instrument :  
 MSVOA\_U  
 ClientSampleID :  
 GAMRO

Quant Method : Z:\VOASRV\HPCHEM1\MSVOA\_U\METHOD\SOMULM071219WMA.M  
 Quant Title : VOC Analysis

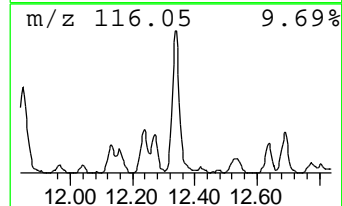
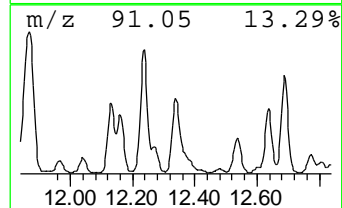
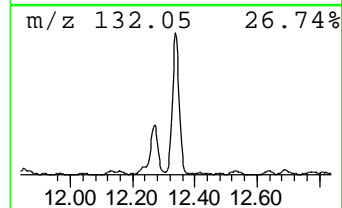
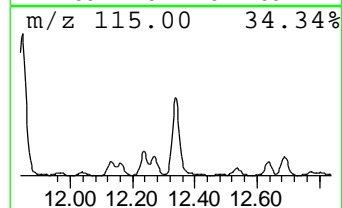
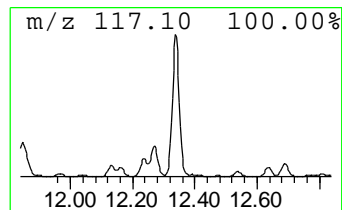
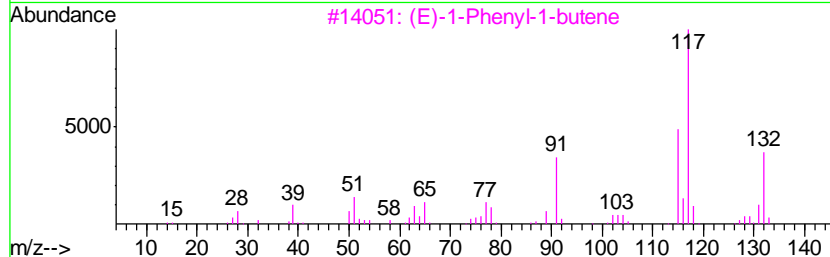
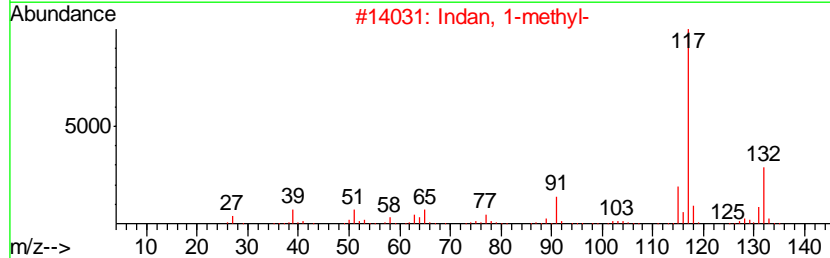
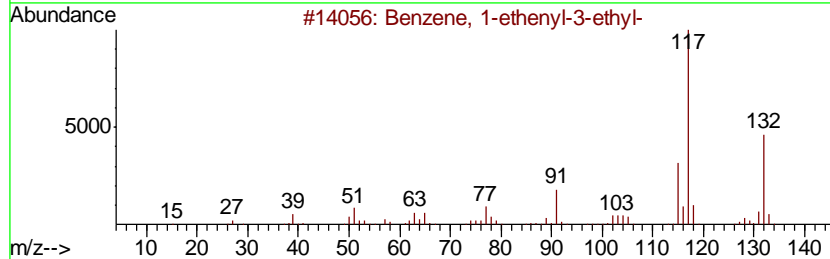
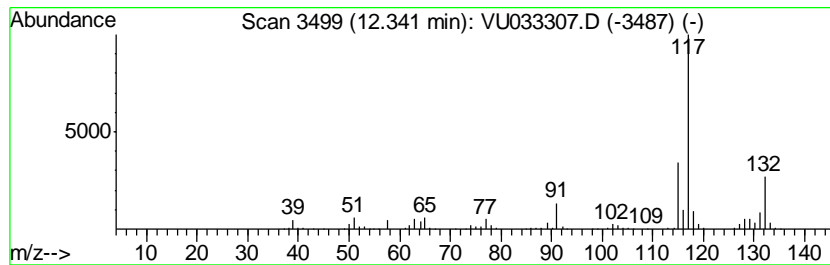
TIC Library : C:\DATABASE\NIST11.L  
 TIC Integration Parameters: LSCINT.P

\*\*\*\*\*  
 Peak Number 50 Benzene, 1-ethenyl-3-ethyl- Concentration Rank 13

R.T.	EstConc	Area	Relative to ISTD	R.T.
12.34	27.33 ug/L	540983	1,4-Dichlorobenzene-d4	11.47

Hit#	of	Tentative ID	MW	MolForm	CAS#	Qual
1	5	Benzene, 1-ethenyl-3-ethyl-	132	C10H12	007525-62-4	91
2		Indan, 1-methyl-	132	C10H12	000767-58-8	90
3		(E)-1-Phenyl-1-butene	132	C10H12	001005-64-7	86
4		1-Phenyl-1-butene	132	C10H12	000824-90-8	83
5		Benzene, (2-methylcyclopropyl)-	132	C10H12	1000327-39-0	80



Data Path : Z:\VOASRV\HPCHEM1\MSVOA\_U\DATA\VU071819\  
 Data File : VU033307.D  
 Acq On : 18 Jul 2019 10:34  
 Operator : JC/SP  
 Sample : K3828-01  
 Misc : 5.0mL/MSVOA\_U/WATER  
 ALS Vial : 6 Sample Multiplier: 1

Instrument :  
 MSVOA\_U  
 ClientSampleID :  
 GAMRO

Quant Method : Z:\VOASRV\HPCHEM1\MSVOA\_U\METHOD\SOMULM071219WMA.M  
 Quant Title : VOC Analysis

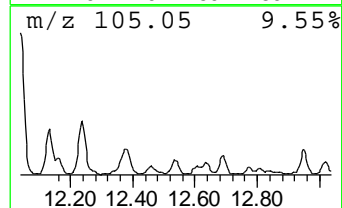
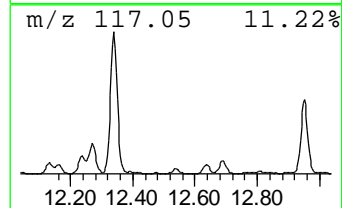
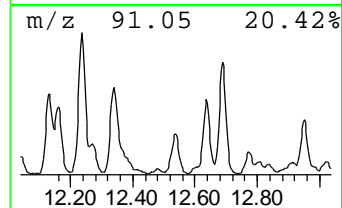
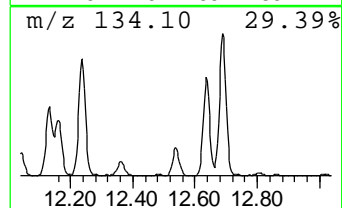
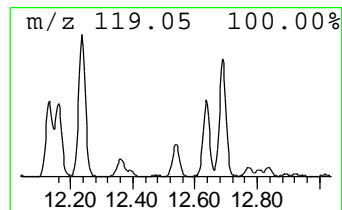
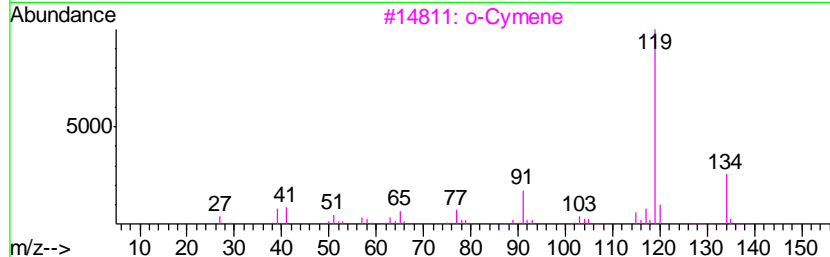
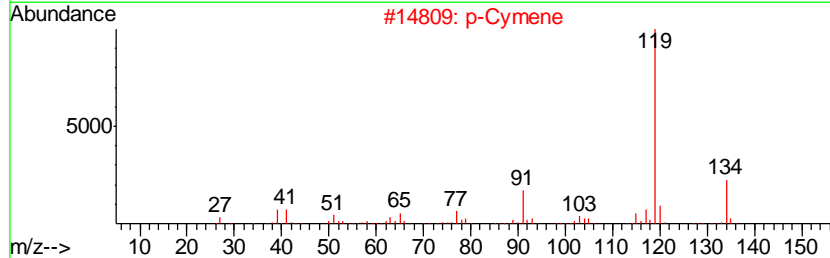
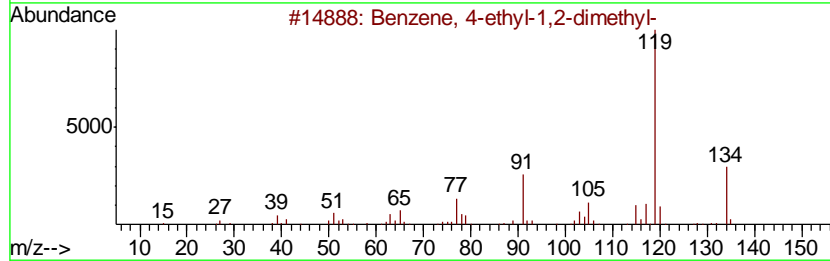
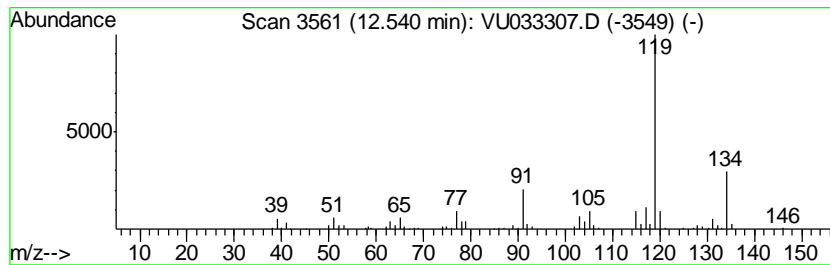
TIC Library : C:\DATABASE\NIST11.L  
 TIC Integration Parameters: LSCINT.P

\*\*\*\*\*  
 Peak Number 51 Benzene, 4-ethyl-1,2-dimethyl- Concentration Rank 35

R.T.	EstConc	Area	Relative to ISTD	R.T.
12.54	7.31 ug/L	144746	1,4-Dichlorobenzene-d4	11.47

Hit#	of	Tentative ID	MW	MolForm	CAS#	Qual
1	5	Benzene, 4-ethyl-1,2-dimethyl-	134	C10H14	000934-80-5	96
2		p-Cymene	134	C10H14	000099-87-6	95
3		o-Cymene	134	C10H14	000527-84-4	95
4		Benzene, 2-ethyl-1,4-dimethyl-	134	C10H14	001758-88-9	95
5		Benzene, 1-ethyl-2,3-dimethyl-	134	C10H14	000933-98-2	95





Data Path : Z:\VOASRV\HPCHEM1\MSVOA\_U\DATA\VU071819\  
 Data File : VU033307.D  
 Acq On : 18 Jul 2019 10:34  
 Operator : JC/SP  
 Sample : K3828-01  
 Misc : 5.0mL/MSVOA\_U/WATER  
 ALS Vial : 6 Sample Multiplier: 1

Instrument :  
 MSVOA\_U  
 ClientSampleID :  
 GAMRO

Quant Method : Z:\VOASRV\HPCHEM1\MSVOA\_U\METHOD\SOMULM071219WMA.M  
 Quant Title : VOC Analysis

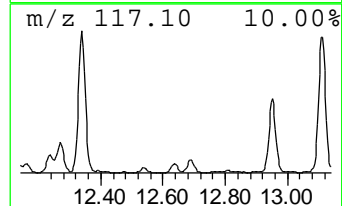
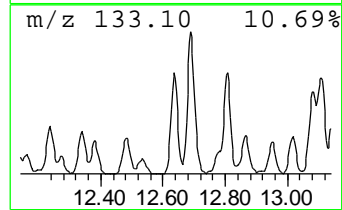
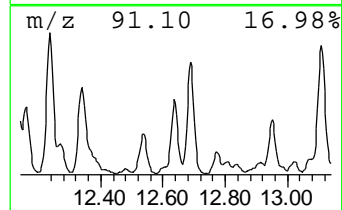
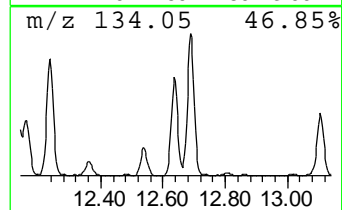
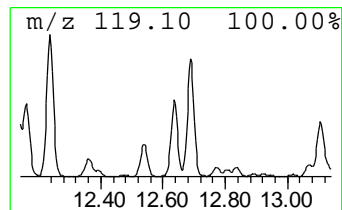
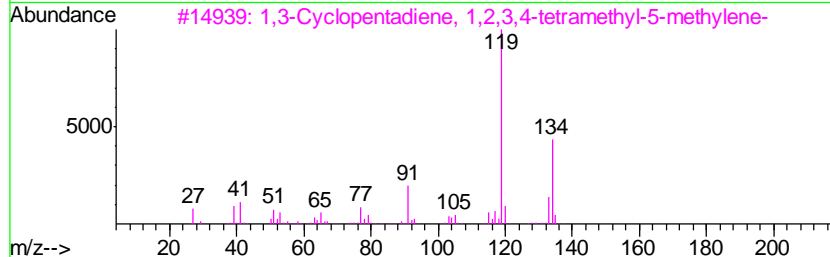
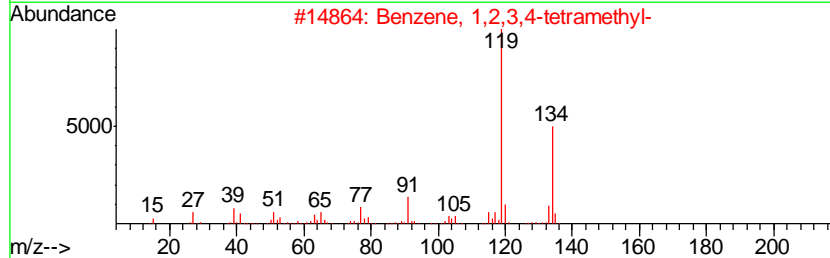
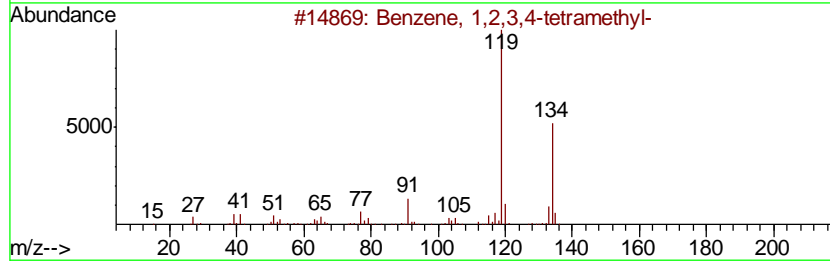
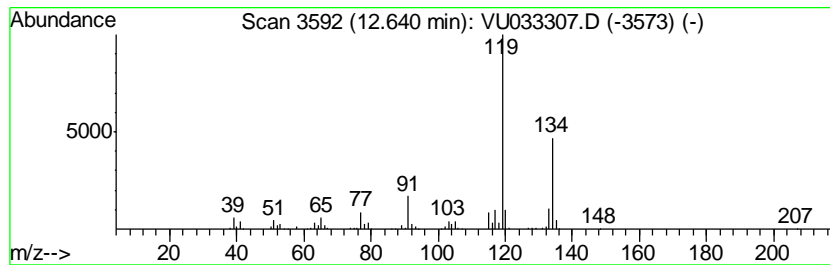
TIC Library : C:\DATABASE\NIST11.L  
 TIC Integration Parameters: LSCINT.P

\*\*\*\*\*  
 Peak Number 52 Benzene, 1,2,3,4-tetramethyl- Concentration Rank 24

R.T.	EstConc	Area	Relative to ISTD	R.T.
12.64	14.57 ug/L	288456	1,4-Dichlorobenzene-d4	11.47

Hit#	of	Tentative ID	MW	MolForm	CAS#	Qual
1	5	Benzene, 1,2,3,4-tetramethyl-	134	C10H14	000488-23-3	97
2		Benzene, 1,2,3,4-tetramethyl-	134	C10H14	000488-23-3	97
3		1,3-Cyclopentadiene, 1,2,3,4-tet...	134	C10H14	076089-59-3	97
4		Benzene, 1,2,4,5-tetramethyl-	134	C10H14	000095-93-2	96
5		Benzene, 1,2,4,5-tetramethyl-	134	C10H14	000095-93-2	95



Data Path : Z:\VOASRV\HPCHEM1\MSVOA\_U\DATA\VU071819\  
 Data File : VU033307.D  
 Acq On : 18 Jul 2019 10:34  
 Operator : JC/SP  
 Sample : K3828-01  
 Misc : 5.0mL/MSVOA\_U/WATER  
 ALS Vial : 6 Sample Multiplier: 1

Instrument :  
 MSVOA\_U  
 ClientSampleID :  
 GAMRO

Quant Method : Z:\VOASRV\HPCHEM1\MSVOA\_U\METHOD\SOMULM071219WMA.M  
 Quant Title : VOC Analysis

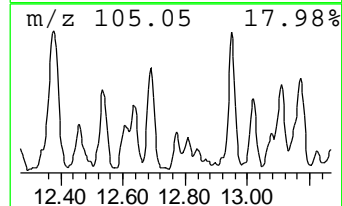
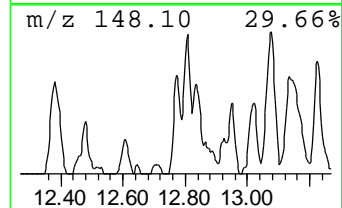
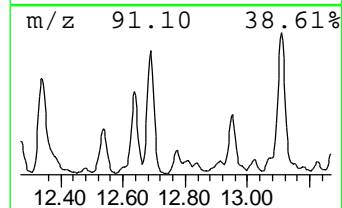
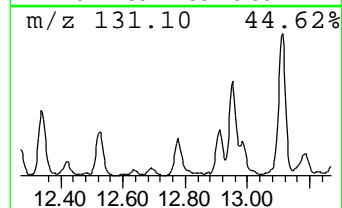
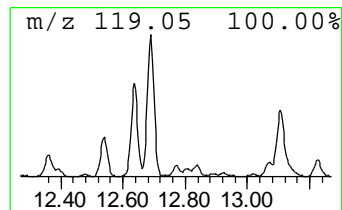
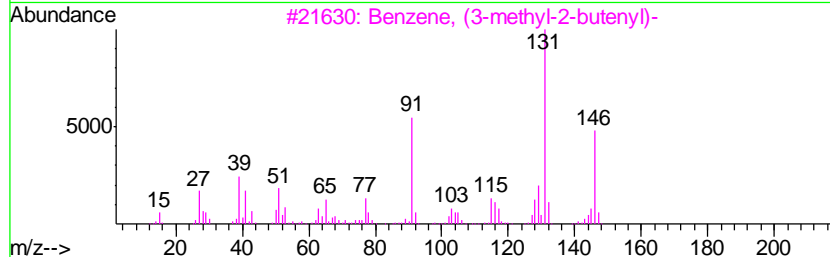
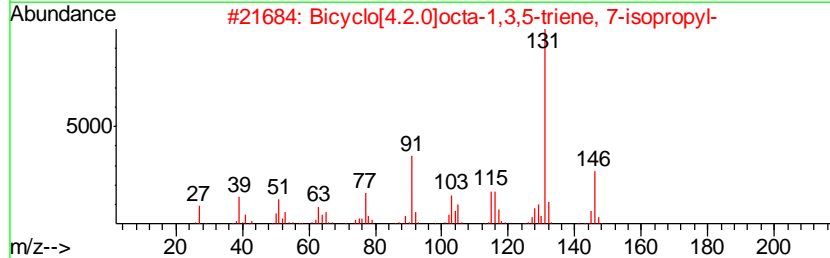
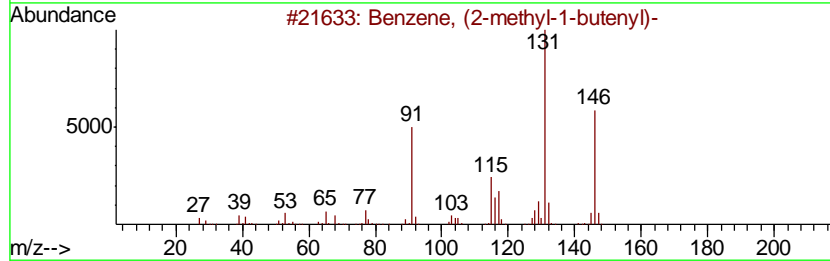
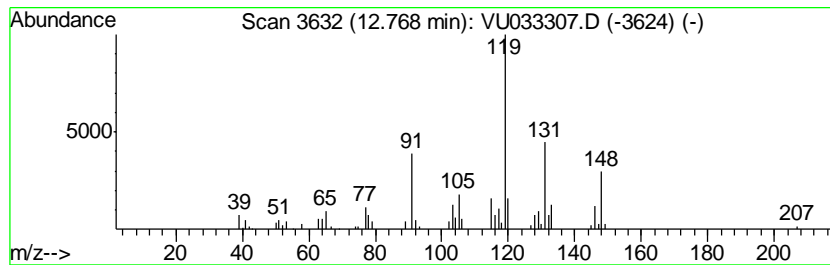
TIC Library : C:\DATABASE\NIST11.L  
 TIC Integration Parameters: LSCINT.P

\*\*\*\*\*  
 Peak Number 54 Benzene, (2-methyl-1-butenyl)- Concentration Rank 60

R.T.	EstConc	Area	Relative to ISTD	R.T.
12.77	2.91 ug/L	57620	1,4-Dichlorobenzene-d4	11.47

Hit#	of	Tentative ID	MW	MolForm	CAS#	Qual
1	5	Benzene, (2-methyl-1-butenyl)-	146	C11H14	056253-64-6	81
2		Bicyclo[4.2.0]octa-1,3,5-triene,...	146	C11H14	027087-54-3	80
3		Benzene, (3-methyl-2-butenyl)-	146	C11H14	004489-84-3	72
4		1H-Indene, 2,3-dihydro-1,3-dimet...	146	C11H14	004175-53-5	70
5		Naphthalene, 1,2,3,4-tetrahydro-...	146	C11H14	001559-81-5	51



Data Path : Z:\VOASRV\HPCHEM1\MSVOA\_U\DATA\VU071819\  
 Data File : VU033307.D  
 Acq On : 18 Jul 2019 10:34  
 Operator : JC/SP  
 Sample : K3828-01  
 Misc : 5.0mL/MSVOA\_U/WATER  
 ALS Vial : 6 Sample Multiplier: 1

Instrument :  
 MSVOA\_U  
 ClientSampleID :  
 GAMRO

Quant Method : Z:\VOASRV\HPCHEM1\MSVOA\_U\METHOD\SOMULM071219WMA.M  
 Quant Title : VOC Analysis

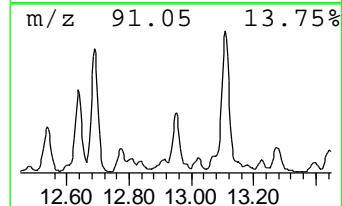
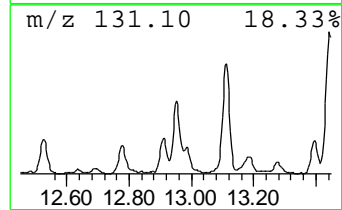
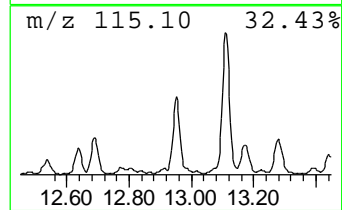
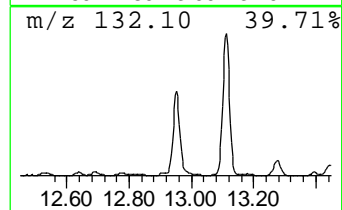
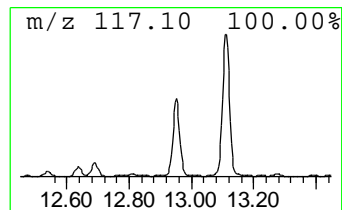
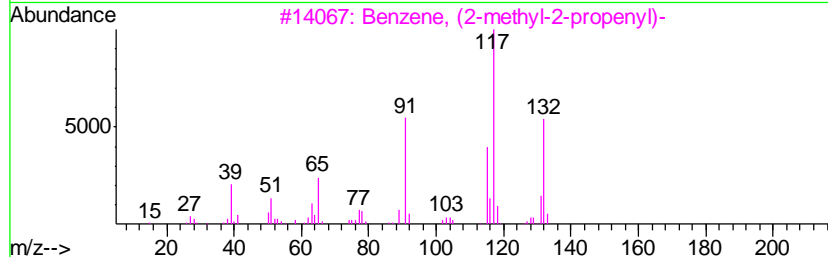
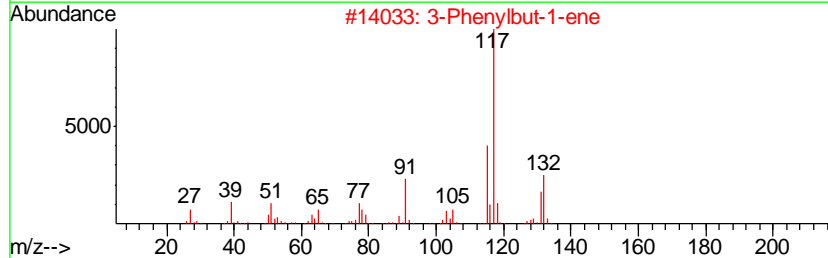
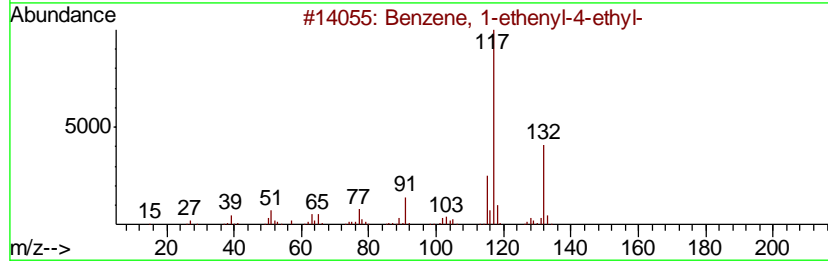
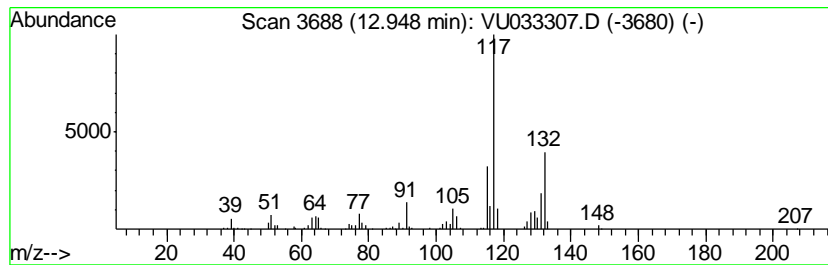
TIC Library : C:\DATABASE\NIST11.L  
 TIC Integration Parameters: LSCINT.P

\*\*\*\*\*  
 Peak Number 55 Benzene, 1-ethenyl-4-ethyl- Concentration Rank 26

R.T.	EstConc	Area	Relative to ISTD	R.T.
12.95	13.95 ug/L	276185	1,4-Dichlorobenzene-d4	11.47

Hit#	of	Tentative ID	MW	MolForm	CAS#	Qual
1	5	Benzene, 1-ethenyl-4-ethyl-	132	C10H12	003454-07-7	91
2		3-Phenylbut-1-ene	132	C10H12	000934-10-1	90
3		Benzene, (2-methyl-2-propenyl)-	132	C10H12	003290-53-7	90
4		1H-Indene, 2,3-dihydro-5-methyl-	132	C10H12	000874-35-1	87
5		Benzene, (2-methyl-1-propenyl)-	132	C10H12	000768-49-0	86



Data Path : Z:\VOASRV\HPCHEM1\MSVOA\_U\DATA\VU071819\  
 Data File : VU033307.D  
 Acq On : 18 Jul 2019 10:34  
 Operator : JC/SP  
 Sample : K3828-01  
 Misc : 5.0mL/MSVOA\_U/WATER  
 ALS Vial : 6 Sample Multiplier: 1

Instrument :  
 MSVOA\_U  
 ClientSampleID :  
 GAMRO

Quant Method : Z:\VOASRV\HPCHEM1\MSVOA\_U\METHOD\SOMULM071219WMA.M  
 Quant Title : VOC Analysis

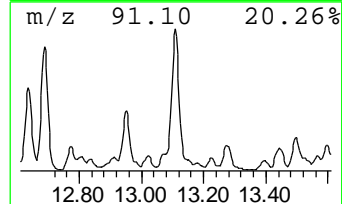
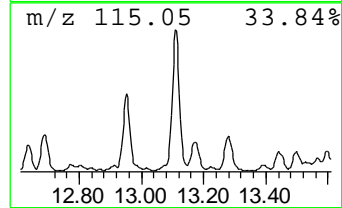
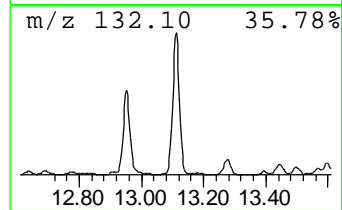
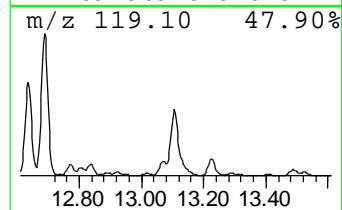
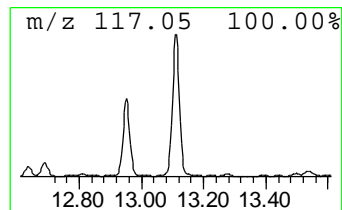
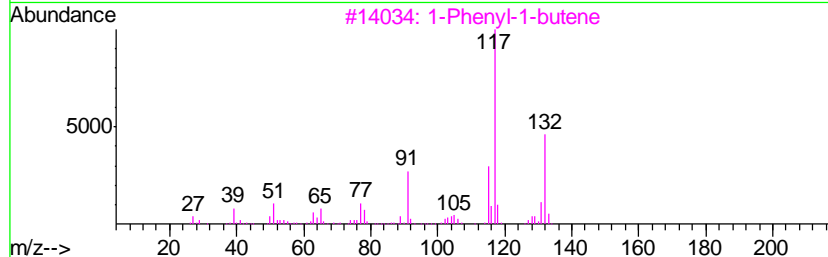
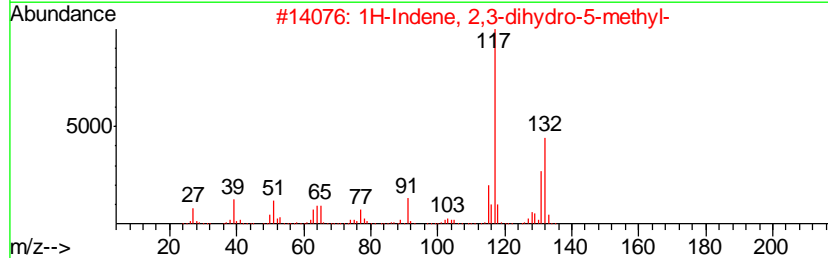
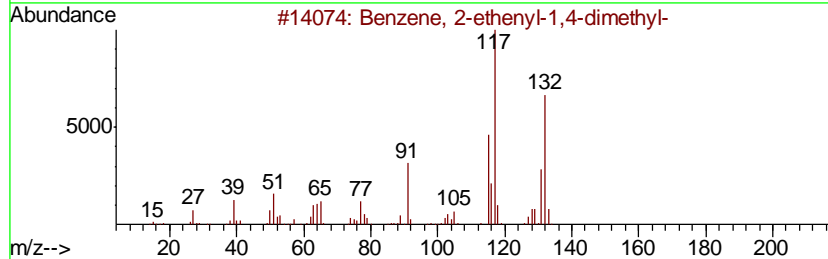
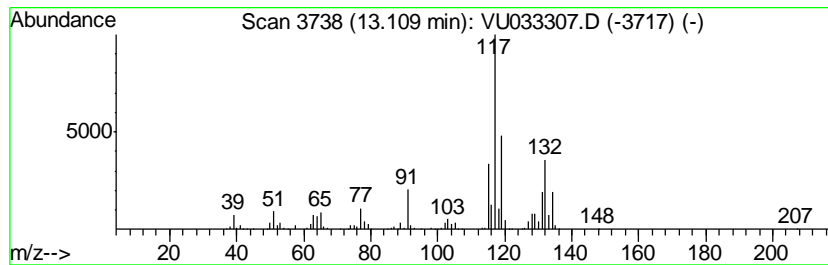
TIC Library : C:\DATABASE\NIST11.L  
 TIC Integration Parameters: LSCINT.P

\*\*\*\*\*  
 Peak Number 56 Benzene, 2-ethenyl-1,4-dime... Concentration Rank 8

R.T.	EstConc	Area	Relative to ISTD	R.T.
13.11	36.25 ug/L	717578	1,4-Dichlorobenzene-d4	11.47

Hit#	of	Tentative ID	MW	MolForm	CAS#	Qual
1	5	Benzene, 2-ethenyl-1,4-dimethyl-	132	C10H12	002039-89-6	95
2		1H-Indene, 2,3-dihydro-5-methyl-	132	C10H12	000874-35-1	91
3		1-Phenyl-1-butene	132	C10H12	000824-90-8	70
4		3-Phenylbut-1-ene	132	C10H12	000934-10-1	70
5		1H-Indene, 2,3-dihydro-2-methyl-	132	C10H12	000824-63-5	64



Data Path : Z:\VOASRV\HPCHEM1\MSVOA\_U\DATA\VU071819\  
 Data File : VU033307.D  
 Acq On : 18 Jul 2019 10:34  
 Operator : JC/SP  
 Sample : K3828-01  
 Misc : 5.0mL/MSVOA\_U/WATER  
 ALS Vial : 6 Sample Multiplier: 1

Instrument :  
 MSVOA\_U  
 ClientSampleID :  
 GAMRO

Quant Method : Z:\VOASRV\HPCHEM1\MSVOA\_U\METHOD\SOMULM071219WMA.M  
 Quant Title : VOC Analysis

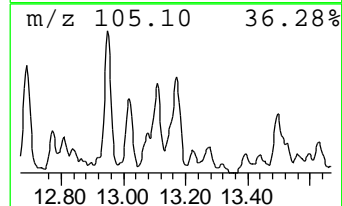
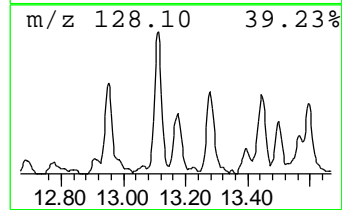
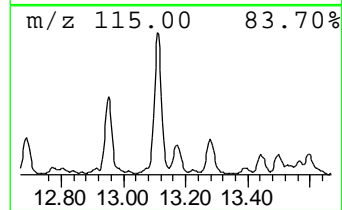
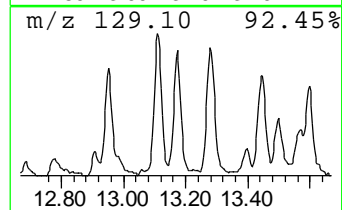
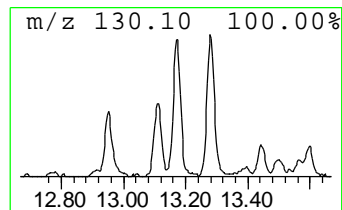
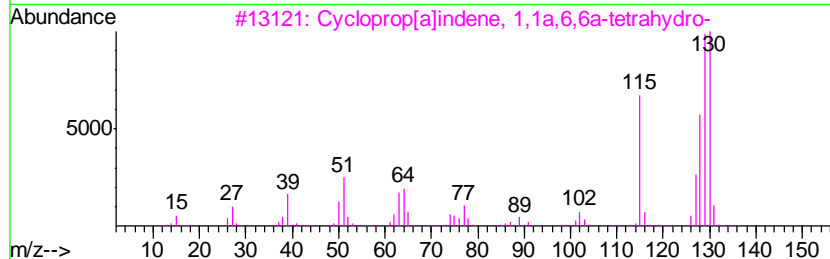
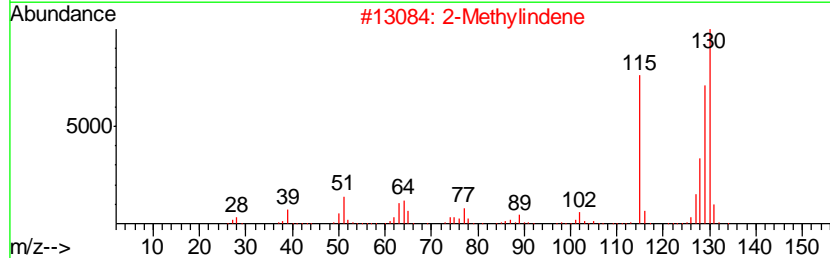
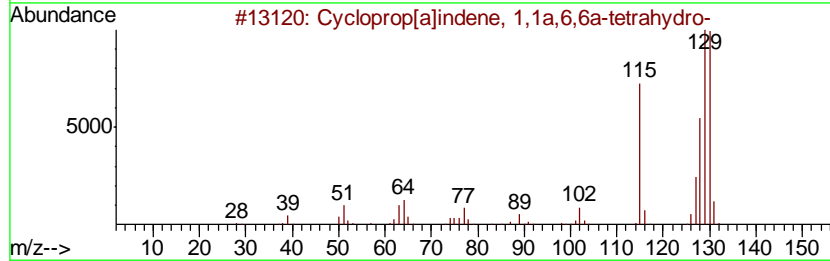
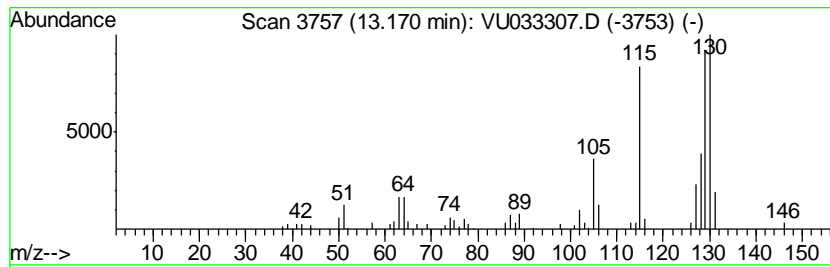
TIC Library : C:\DATABASE\NIST11.L  
 TIC Integration Parameters: LSCINT.P

\*\*\*\*\*  
 Peak Number 57 Cycloprop[a]indene, 1,1a,6,... Concentration Rank 56

R.T.	EstConc	Area	Relative to ISTD	R.T.
13.17	3.33 ug/L	65856	1,4-Dichlorobenzene-d4	11.47

Hit#	of	Tentative ID	MW	MolForm	CAS#	Qual
1	5	Cycloprop[a]indene, 1,1a,6,6a-te...	130	C10H10	015677-15-3	70
2		2-Methylindene	130	C10H10	002177-47-1	62
3		Cycloprop[a]indene, 1,1a,6,6a-te...	130	C10H10	015677-15-3	58
4		2a,4a,6a,6b-Tetrahydrocyclopenta...	130	C10H10	006053-74-3	58
5		Benzene, (methylenecyclopropyl)-	130	C10H10	029817-09-2	53



Data Path : Z:\VOASRV\HPCHEM1\MSVOA\_U\DATA\VU071819\  
 Data File : VU033307.D  
 Acq On : 18 Jul 2019 10:34  
 Operator : JC/SP  
 Sample : K3828-01  
 Misc : 5.0mL/MSVOA\_U/WATER  
 ALS Vial : 6 Sample Multiplier: 1

Instrument :  
 MSVOA\_U  
 ClientSampled :  
 GAMRO

Quant Method : Z:\VOASRV\HPCHEM1\MSVOA\_U\METHOD\SOMULM071219WMA.M  
 Quant Title : VOC Analysis

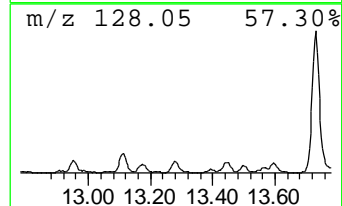
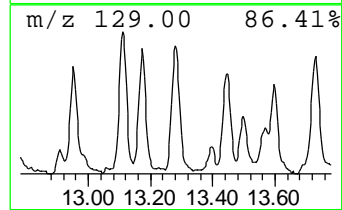
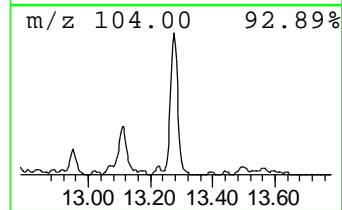
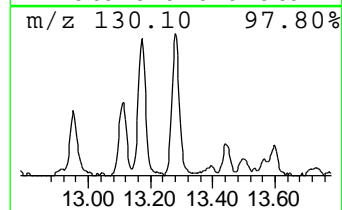
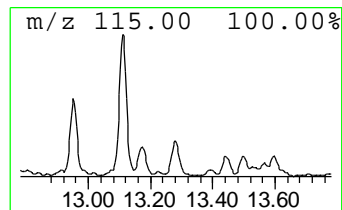
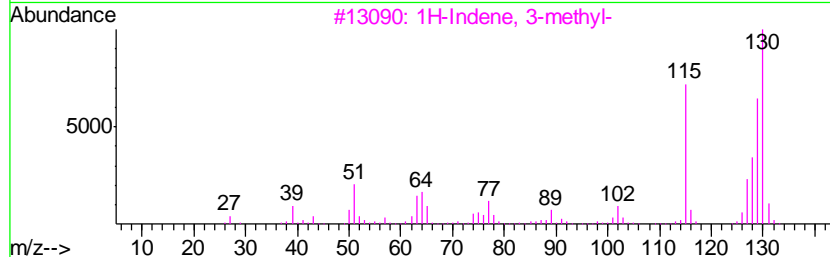
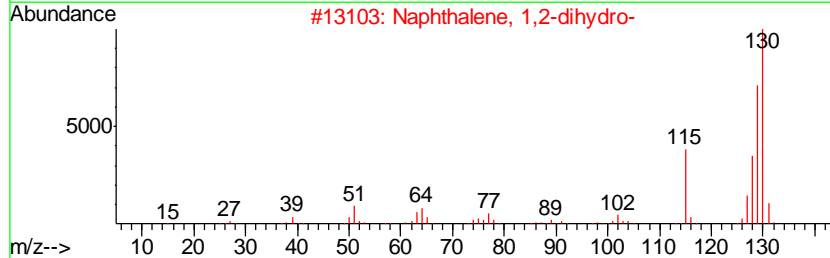
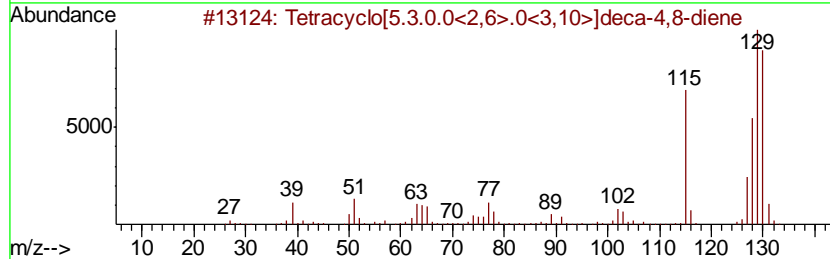
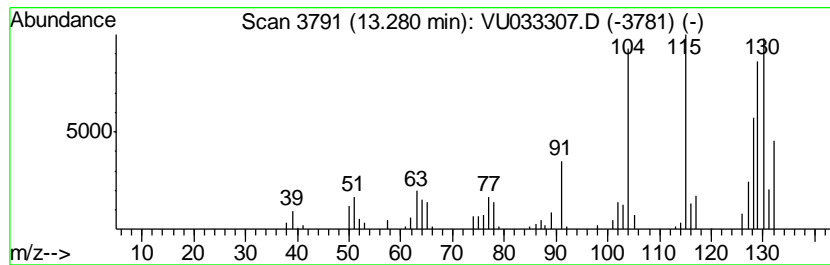
TIC Library : C:\DATABASE\NIST11.L  
 TIC Integration Parameters: LSCINT.P

\*\*\*\*\*  
 Peak Number 58 Tetracyclo[5.3.0.0<2,6>.0<3,10>]... Concentration Rank 48

R.T.	EstConc	Area	Relative to ISTD	R.T.
13.28	4.85 ug/L	96073	1,4-Dichlorobenzene-d4	11.47

Hit#	of	Tentative ID	MW	MolForm	CAS#	Qual
1	5	Tetracyclo[5.3.0.0<2,6>.0<3,10>]...	130	C10H10	034324-40-8	91
2		Naphthalene, 1,2-dihydro-	130	C10H10	000447-53-0	90
3		1H-Indene, 3-methyl-	130	C10H10	000767-60-2	90
4		1H-Indene, 1-methyl-	130	C10H10	000767-59-9	87
5		Naphthalene, 1,2-dihydro-	130	C10H10	000447-53-0	86



Data Path : Z:\VOASRV\HPCHEM1\MSVOA\_U\DATA\VU071819\  
 Data File : VU033307.D  
 Acq On : 18 Jul 2019 10:34  
 Operator : JC/SP  
 Sample : K3828-01  
 Misc : 5.0mL/MSVOA\_U/WATER  
 ALS Vial : 6 Sample Multiplier: 1

Instrument :  
 MSVOA\_U  
 ClientSampleID :  
 GAMRO

Quant Method : Z:\VOASRV\HPCHEM1\MSVOA\_U\METHOD\SOMULM071219WMA.M  
 Quant Title : VOC Analysis

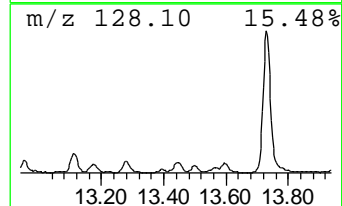
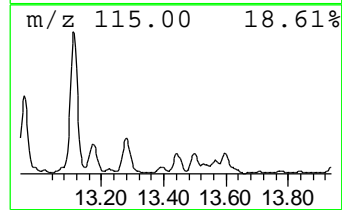
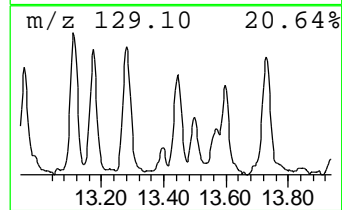
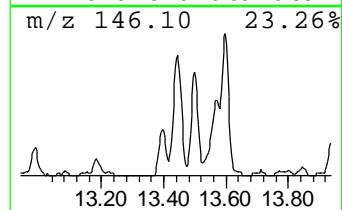
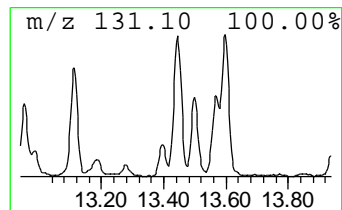
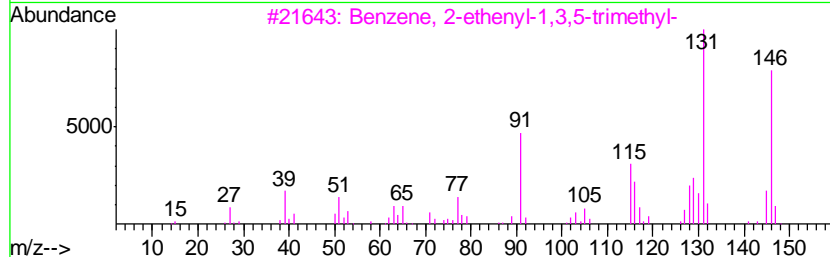
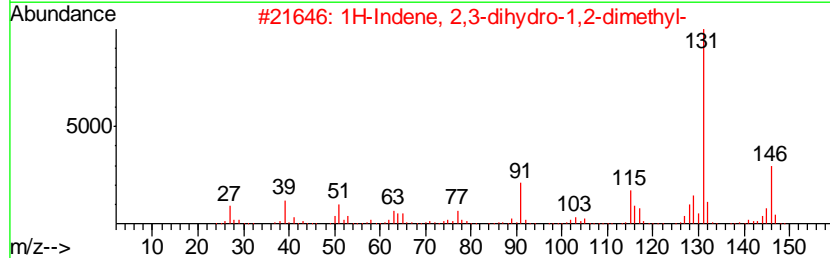
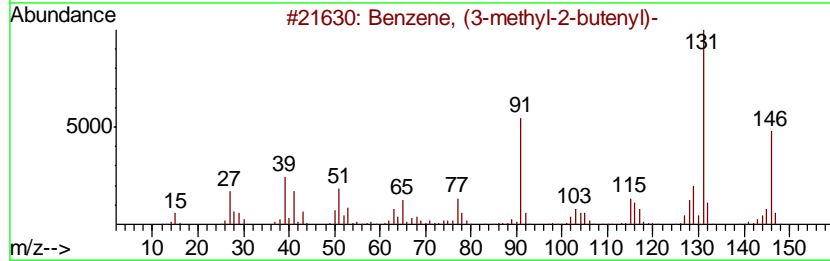
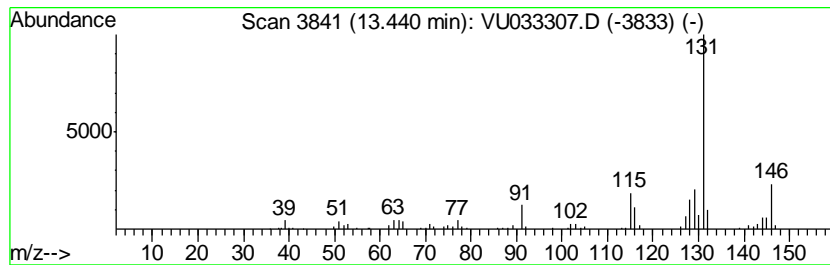
TIC Library : C:\DATABASE\NIST11.L  
 TIC Integration Parameters: LSCINT.P

\*\*\*\*\*  
 Peak Number 59 Benzene, (3-methyl-2-butenyl)- Concentration Rank 45

R.T.	EstConc	Area	Relative to ISTD	R.T.
13.44	5.04 ug/L	99810	1,4-Dichlorobenzene-d4	11.47

Hit#	of	Tentative ID	MW	MolForm	CAS#	Qual
1	5	Benzene, (3-methyl-2-butenyl)-	146	C11H14	004489-84-3	91
2		1H-Indene, 2,3-dihydro-1,2-dimet...	146	C11H14	017057-82-8	91
3		Benzene, 2-ethenyl-1,3,5-trimethyl-	146	C11H14	000769-25-5	91
4		1H-Indene, 2,3-dihydro-4,7-dimet...	146	C11H14	006682-71-9	90
5		1H-Indene, 2,3-dihydro-1,3-dimet...	146	C11H14	004175-53-5	90



Data Path : Z:\VOASRV\HPCHEM1\MSVOA\_U\DATA\VU071819\  
 Data File : VU033307.D  
 Acq On : 18 Jul 2019 10:34  
 Operator : JC/SP  
 Sample : K3828-01  
 Misc : 5.0mL/MSVOA\_U/WATER  
 ALS Vial : 6 Sample Multiplier: 1

Instrument :  
 MSVOA\_U  
 ClientSampleID :  
 GAMRO

Quant Method : Z:\VOASRV\HPCHEM1\MSVOA\_U\METHOD\SOMULM071219WMA.M  
 Quant Title : VOC Analysis

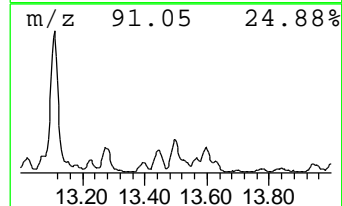
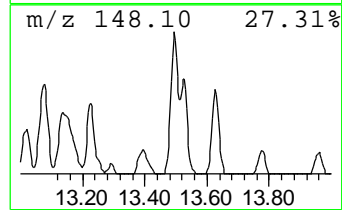
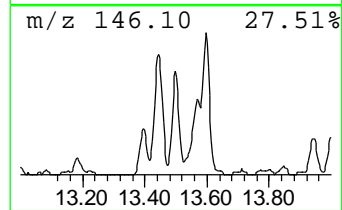
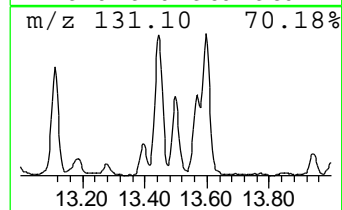
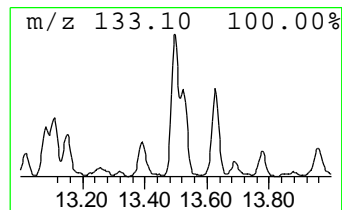
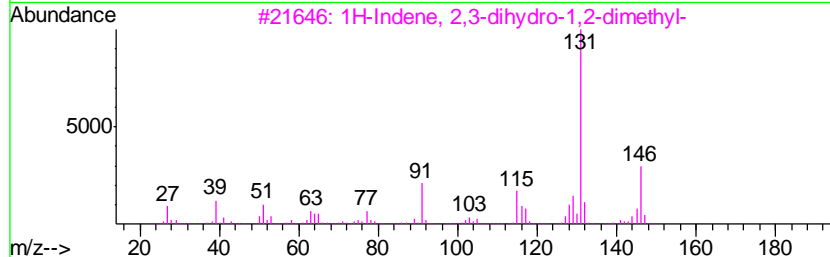
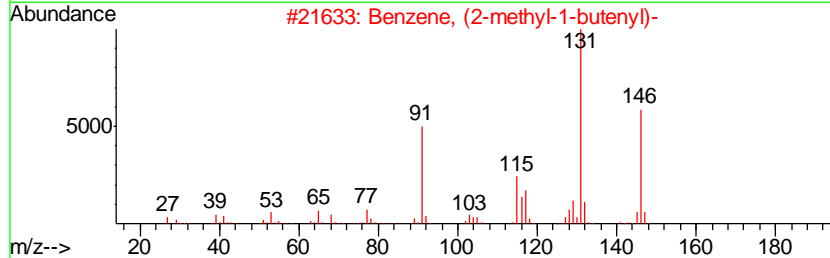
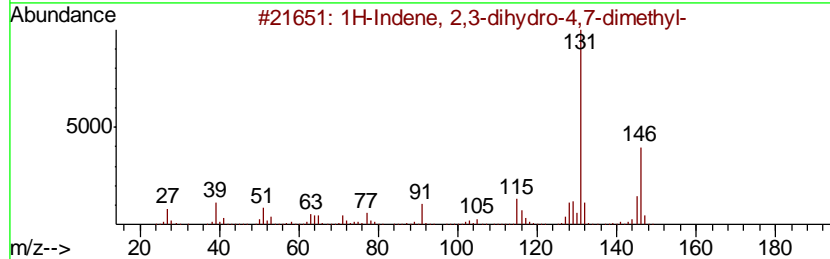
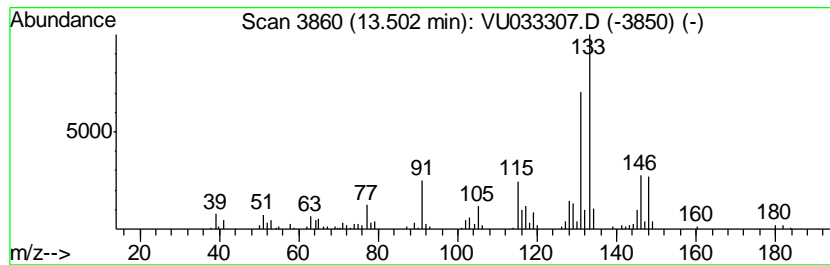
TIC Library : C:\DATABASE\NIST11.L  
 TIC Integration Parameters: LSCINT.P

\*\*\*\*\*  
 Peak Number 60 1H-Indene, 2,3-dihydro-4,7-... Concentration Rank 37

R.T.	EstConc	Area	Relative to ISTD	R.T.
13.50	6.79 ug/L	134407	1,4-Dichlorobenzene-d4	11.47

Hit#	of	Tentative ID	MW	MolForm	CAS#	Qual
1	5	1H-Indene, 2,3-dihydro-4,7-dimet...	146	C11H14	006682-71-9	86
2		Benzene, (2-methyl-1-butenyl)-	146	C11H14	056253-64-6	83
3		1H-Indene, 2,3-dihydro-1,2-dimet...	146	C11H14	017057-82-8	80
4		Benzene, pentamethyl-	148	C11H16	000700-12-9	49
5		Benzene, 1-ethyl-4-(1-methylethyl)-	148	C11H16	004218-48-8	49





Data Path : Z:\VOASRV\HPCHEM1\MSVOA\_U\DATA\VU071819\  
 Data File : VU033307.D  
 Acq On : 18 Jul 2019 10:34  
 Operator : JC/SP  
 Sample : K3828-01  
 Misc : 5.0mL/MSVOA\_U/WATER  
 ALS Vial : 6 Sample Multiplier: 1

Instrument :  
 MSVOA\_U  
 ClientSampled :  
 GAMRO

Quant Method : Z:\VOASRV\HPCHEM1\MSVOA\_U\METHOD\SOMULM071219WMA.M  
 Quant Title : VOC Analysis

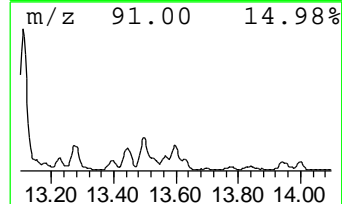
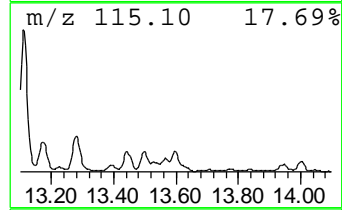
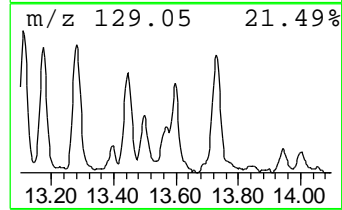
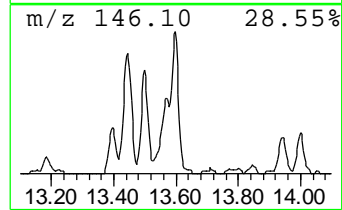
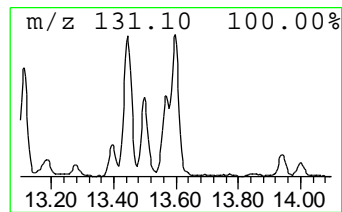
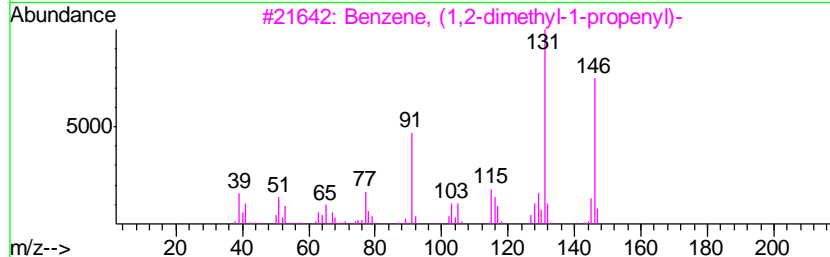
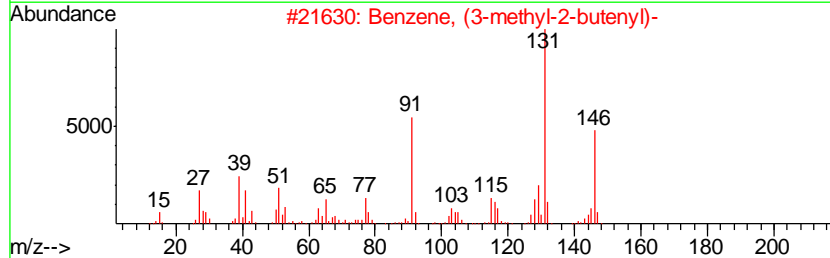
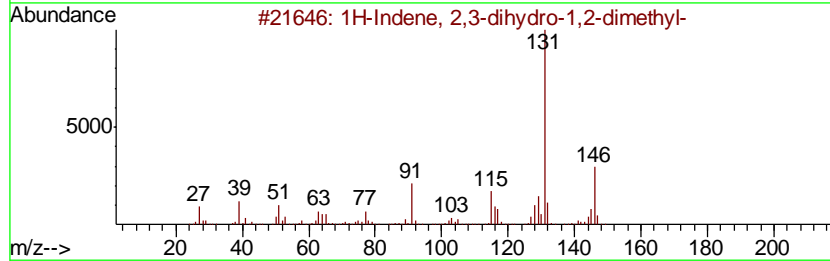
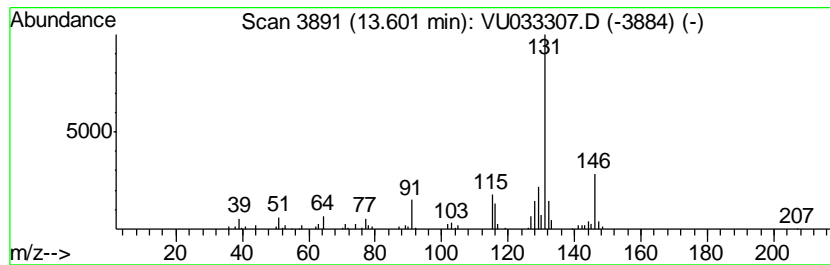
TIC Library : C:\DATABASE\NIST11.L  
 TIC Integration Parameters: LSCINT.P

\*\*\*\*\*  
 Peak Number 61 1H-Indene, 2,3-dihydro-1,2-... Concentration Rank 59

R.T.	EstConc	Area	Relative to ISTD	R.T.
13.60	2.97 ug/L	58753	1,4-Dichlorobenzene-d4	11.47

Hit#	of	Tentative ID	MW	MolForm	CAS#	Qual
1	5	1H-Indene, 2,3-dihydro-1,2-dimet...	146	C11H14	017057-82-8	91
2		Benzene, (3-methyl-2-butenyl)-	146	C11H14	004489-84-3	91
3		Benzene, (1,2-dimethyl-1-propenyl)-	146	C11H14	000769-57-3	91
4		Benzene, 2-ethenyl-1,3,5-trimethyl-	146	C11H14	000769-25-5	91
5		1H-Indene, 2,3-dihydro-1,3-dimet...	146	C11H14	004175-53-5	90



Data Path : Z:\VOASRV\HPCHEM1\MSVOA\_U\DATA\VU071819\  
 Data File : VU033307.D  
 Acq On : 18 Jul 2019 10:34  
 Operator : JC/SP  
 Sample : K3828-01  
 Misc : 5.0mL/MSVOA\_U/WATER  
 ALS Vial : 6 Sample Multiplier: 1

Instrument :  
 MSVOA\_U  
 ClientSampleId :  
 GAMRO

Quant Method : Z:\VOASRV\HPCHEM1\MSVOA\_U\METHOD\SOMULM071219WMA.M  
 Quant Title : VOC Analysis

TIC Library : C:\DATABASE\NIST11.L  
 TIC Integration Parameters: LSCINT.P

TIC Top Hit name	RT	EstConc	Units	Response	--Internal Standard--			
					#	RT	Resp	Conc
(DEL) Alkane: Str...	1.75	58.7	ug/L	851081	1	5.87	725181	50.0
(DEL) Alkane: Str...	1.93	6.0	ug/L	86400	1	5.87	725181	50.0
(DEL) Alkane: Str...	2.98	14.0	ug/L	203480	1	5.87	725181	50.0
(DEL) Alkane: Str...	3.28	5.0	ug/L	72366	1	5.87	725181	50.0
(DEL) Alkane: Cyc...	3.53	6.4	ug/L	93186	1	5.87	725181	50.0
(DEL) Alkane: Cyc...	3.63	5.2	ug/L	75045	1	5.87	725181	50.0
(DEL) Alkane: Cyc...	3.87	7.2	ug/L	104455	1	5.87	725181	50.0
(DEL) Alkane: Str...	3.97	6.1	ug/L	88682	1	5.87	725181	50.0
(DEL) Alkane: Cyc...	4.07	34.7	ug/L	503393	1	5.87	725181	50.0
(DEL) Alkane: Cyc...	4.70	5.3	ug/L	76224	1	5.87	725181	50.0
trans-1,4-Hexadiene	4.75	3.5	ug/L	50322	1	5.87	725181	50.0
(DEL) Alkane: Cyc...	4.88	2.8	ug/L	40179	1	5.87	725181	50.0
(DEL) Alkane: Str...	5.05	27.2	ug/L	394914	1	5.87	725181	50.0
(DEL) Alkane: Str...	5.20	11.6	ug/L	168031	1	5.87	725181	50.0
(DEL) Alkane: Cyc...	5.46	6.7	ug/L	97309	1	5.87	725181	50.0
(DEL) Alkane: Str...	5.52	29.2	ug/L	423103	1	5.87	725181	50.0
(DEL) Alkane: Cyc...	5.60	13.5	ug/L	196310	1	5.87	725181	50.0
(DEL) Alkane: Str...	5.76	4.7	ug/L	67537	1	5.87	725181	50.0
(DEL) Alkane: Cyc...	5.92	17.5	ug/L	253868	1	5.87	725181	50.0
(DEL) Alkane: Cyc...	6.10	2.7	ug/L	38540	1	5.87	725181	50.0
2,4-Hexadiene, 2-...	6.20	13.2	ug/L	190881	1	5.87	725181	50.0
(DEL) Alkane: Cyc...	6.62	3.1	ug/L	45261	1	5.87	725181	50.0
n-Propyl acetate	6.69	122.6	ug/L	1778490	1	5.87	725181	50.0
(DEL) Alkane: Cyc...	6.81	4.9	ug/L	70870	1	5.87	725181	50.0
(DEL) Alkane: Str...	6.91	11.5	ug/L	166416	1	5.87	725181	50.0
Cyclopentene, 3-e...	7.09	3.9	ug/L	56582	1	5.87	725181	50.0
Propanoic acid, 1-...	7.40	26.5	ug/L	384194	1	5.87	725181	50.0
(DEL) Alkane: Cyc...	7.69	2.6	ug/L	47686	2	9.07	912388	50.0
1,3-Dimethyl-1-cy...	8.08	3.5	ug/L	63664	2	9.07	912388	50.0
Propanoic acid, 2-...	8.14	9.0	ug/L	164994	2	9.07	912388	50.0
Propanoic acid, p...	8.40	63.0	ug/L	1149810	2	9.07	912388	50.0
Acetic acid, buty...	8.51	4.8	ug/L	88368	2	9.07	912388	50.0
Butanoic acid, 1-...	8.89	45.5	ug/L	831213	2	9.07	912388	50.0
Butanoic acid, pr...	9.75	2.8	ug/L	51914	2	9.07	912388	50.0
Benzene, propyl-	10.57	22.1	ug/L	438101	3	11.47	989701	50.0
Benzene, 1-ethyl-...	10.67	33.3	ug/L	659509	3	11.47	989701	50.0
Benzene, 1,2,3-tr...	10.76	23.4	ug/L	462160	3	11.47	989701	50.0
Benzene, 1-ethyl-...	10.96	30.3	ug/L	599150	3	11.47	989701	50.0
Indane	11.75	43.7	ug/L	865681	3	11.47	989701	50.0
Benzene, 1,2-diet...	11.96	2.6	ug/L	51777	3	11.47	989701	50.0
Benzene, 1-methyl...	12.04	5.1	ug/L	101823	3	11.47	989701	50.0
o-Cymene	12.13	14.6	ug/L	289550	3	11.47	989701	50.0
Benzene, 1-etheny...	12.34	27.3	ug/L	540983	3	11.47	989701	50.0
Benzene, 4-ethyl-...	12.54	7.3	ug/L	144746	3	11.47	989701	50.0
Benzene, 1,2,3,4-...	12.64	14.6	ug/L	288456	3	11.47	989701	50.0
Benzene, (2-methy...	12.77	2.9	ug/L	57620	3	11.47	989701	50.0
Benzene, 1-etheny...	12.95	13.9	ug/L	276185	3	11.47	989701	50.0
Benzene, 2-etheny...	13.11	36.3	ug/L	717578	3	11.47	989701	50.0
Cycloprop[a]inden...	13.17	3.3	ug/L	65856	3	11.47	989701	50.0

Tetracyclo[5.3.0....	13.28	4.8 ug/L	96073	3	11.47	989701	50.0
Benzene, (3-methy...	13.44	5.0 ug/L	99810	3	11.47	989701	50.0
1H-Indene, 2,3-di...	13.50	6.8 ug/L	134407	3	11.47	989701	50.0
1H-Indene, 2,3-di...	13.60	3.0 ug/L	58753	3	11.47	989701	50.0

**Instrument :**  
 MSVOA\_U  
**ClientSampleId :**  
 GAMR0