Quantitation Report (QT/LSC Reviewed)

Data Path : Z:\VOASRV\HPCHEM1\MSVOA U\DATA\VU080720\
Data File : VU039789.D
Acq On : 07 Aug 2020 16:06
Operator : SY/MD
Sample : L3572-05DL 4X
Misc : 25.0mL/MSVOA U/WATER
ALS Vial : 16 Sample Multiplier: 1

Instrument :
MSVOA_U
ClientSampleId :
F2L80DL

Quant Time: Aug 08 04:47:29 2020
Quant Method : Z:\VOASRV\HPCHEM1\MSVOA_U\METHOD\SOMUTR080320WMA.M
Quant Title : TRACE VOA SOM01.0
QLast Update : Sat Aug 08 03:30:58 2020
Response via : Initial Calibration

Internal Standards	R.T.	QIon	Response	Conc	Units	Dev(Min)
1) 1,4-Difluorobenzene	6.26	114	72359	5.00	ug/L	0.00
28) Chlorobenzene-d5	9.42	117	69802	5.00	ug/L	0.00
60) 1,4-Dichlorobenzene-d4	11.81	152	31207	5.00	ug/L	0.00
System Monitoring Compounds						
4) Vinyl Chloride-d3	1.60	65	16209	4.15	ug/L	0.00
Spiked Amount 5.000	Range 40 - 130		Recovery = 83.00%			
7) Chloroethane-d5	1.92	69	18019	4.26	ug/L	0.00
Spiked Amount 5.000	Range 65 - 130		Recovery = 85.20%			
11) 1,1-Dichloroethene-d2	2.58	63	22755	2.89	ug/L	0.00
Spiked Amount 5.000	Range 60 - 125		Recovery = 57.80%#			
20) 2-Butanone-d5	4.65	46	85618	49.82	ug/L	-0.02
Spiked Amount 50.000	Range 40 - 130		Recovery = 99.64%			
24) Chloroform-d	5.08	84	43889	4.50	ug/L	0.00
Spiked Amount 5.000	Range 70 - 125		Recovery = 90.00%			
26) 1,2-Dichloroethane-d4	5.72	65	26466	4.55	ug/L	0.00
Spiked Amount 5.000	Range 70 - 130		Recovery = 91.00%			
32) Benzene-d6	5.74	84	71532	4.31	ug/L	0.00
Spiked Amount 5.000	Range 70 - 125		Recovery = 86.20%			
36) 1,2-Dichloropropane-d6	6.70	67	26243	4.61	ug/L	0.00
Spiked Amount 5.000	Range 60 - 140		Recovery = 92.20%			
41) Toluene-d8	7.91	98	54342	3.69	ug/L	0.00
Spiked Amount 5.000	Range 70 - 130		Recovery = 73.80%			
43) trans-1,3-Dichloropropene-	8.19	79	8704	3.99	ug/L	0.00
Spiked Amount 5.000	Range 55 - 130		Recovery = 79.80%			
46) 2-Hexanone-d5	8.64	63	58572	49.64	ug/L	0.00
Spiked Amount 50.000	Range 45 - 130		Recovery = 99.28%			
57) 1,1,2,2-Tetrachloroethane-	10.75	84	25012	4.52	ug/L	0.00
Spiked Amount 5.000	Range 65 - 120		Recovery = 90.40%			
64) 1,2-Dichlorobenzene-d4	12.19	152	26506	4.96	ug/L	0.00
Spiked Amount 5.000	Range 80 - 120		Recovery = 99.20%			
Target Compounds						Qvalue
5) Vinyl chloride	1.61	62	32449	5.515	ug/L	99
16) Methylene chloride	3.06	84	5599	0.805	ug/L	94
22) cis-1,2-Dichloroethene	4.69	96	35154	6.726	ug/L	94

(#) = qualifier out of range (m) = manual integration (+) = signals summed

Quantitation Report (QT/LSC Reviewed)

Data Path : Z:\VOASRV\HPCHEM1\MSVOA U\DATA\VU080720\
Data File : VU039789.D
Acq On : 07 Aug 2020 16:06
Operator : SY/MD
Sample : L3572-05DL 4X
Misc : 25.0mL/MSVOA U/WATER
ALS Vial : 16 Sample Multiplier: 1

Instrument :
MSVOA_U
ClientSampleId :
F2L80DL

Quant Time: Aug 08 04:47:29 2020
Quant Method : Z:\VOASRV\HPCHEM1\MSVOA_U\METHOD\SOMUTR080320WMA.M
Quant Title : TRACE VOA SOM01.0
QLast Update : Sat Aug 08 03:30:58 2020
Response via : Initial Calibration

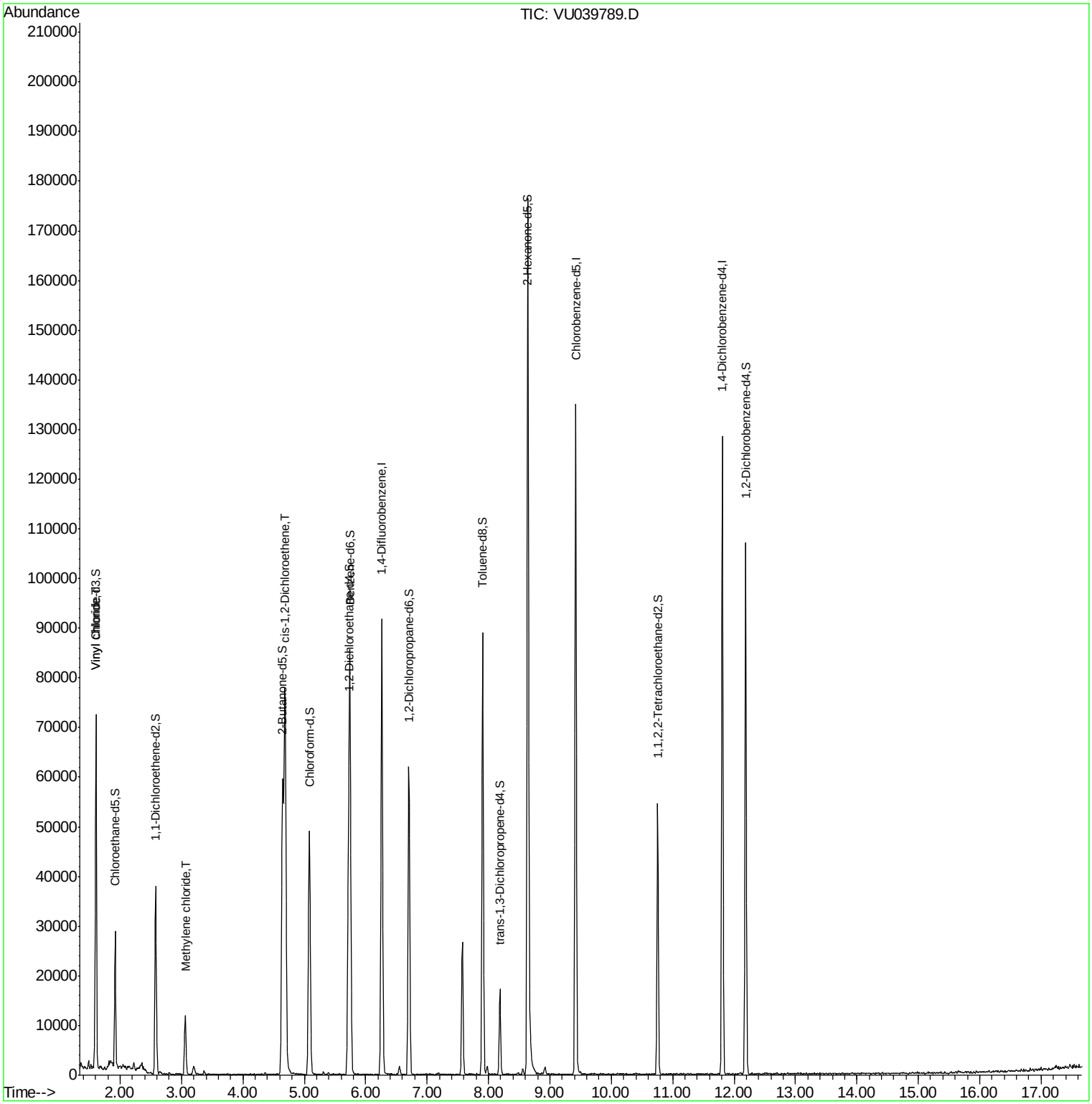

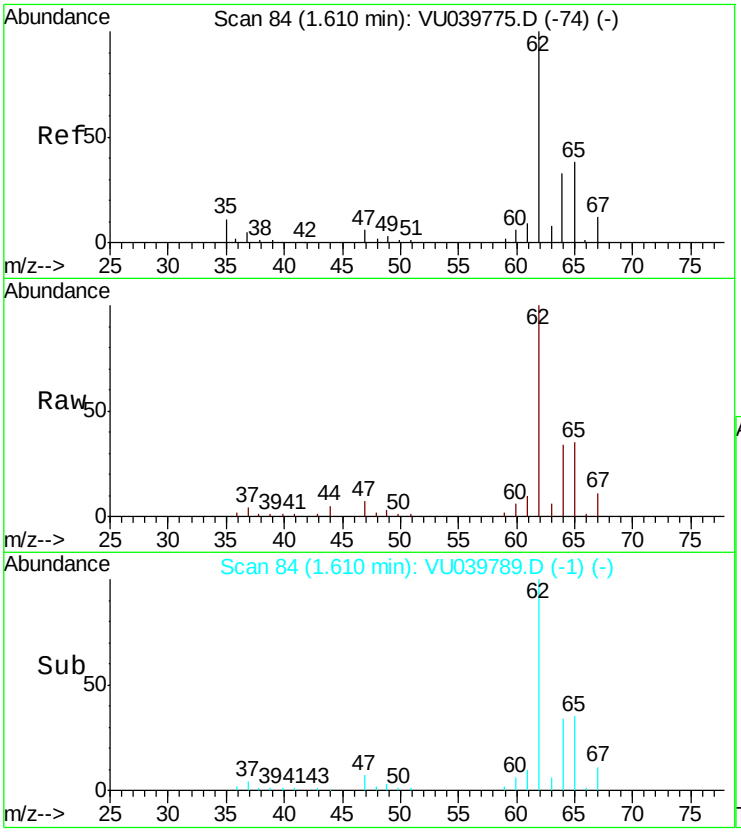

#5
Vinyl chloride
Concen: 5.515 ug/L
RT: 1.61 min Scan# 84
Delta R.T. -0.00 min
Lab File: VU039789.D
Acq: 07 Aug 2020 16:06

Instrument :
MSVOA_U
ClientSampleId :
F2L80DL

Tgt Ion: 62 Resp: 32449

Ion	Ratio	Lower	Upper
62	100		
64	33.7	24.1	44.7

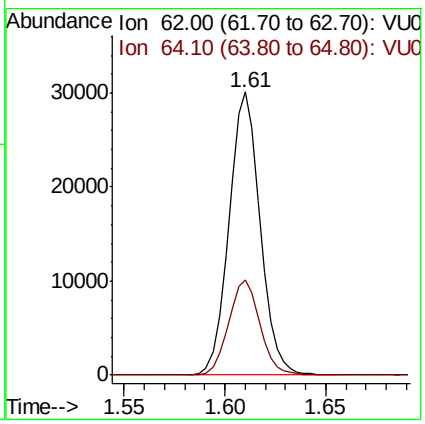

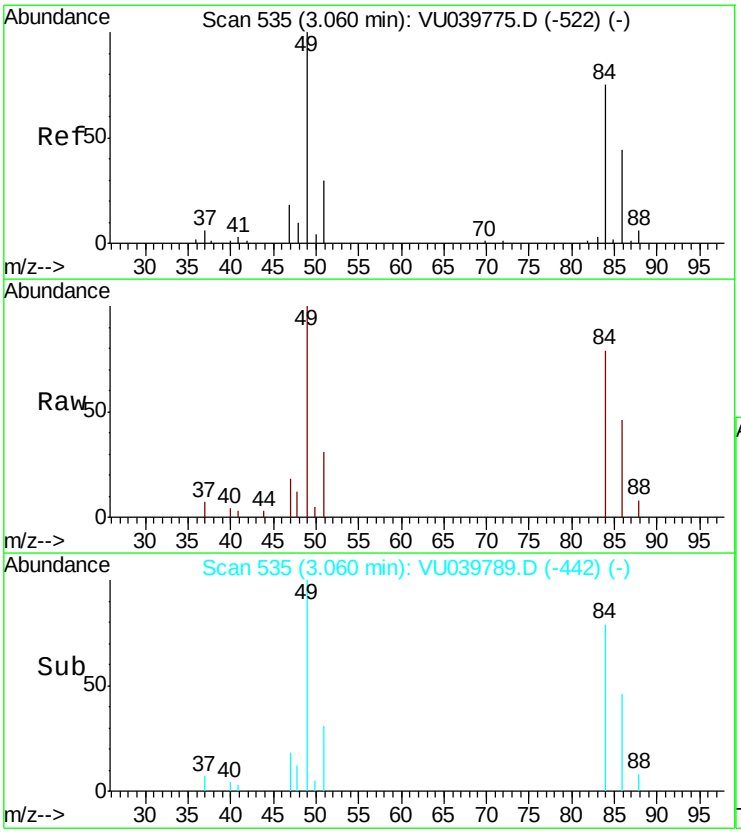

#16
Methylene chloride
Concen: 0.805 ug/L
RT: 3.06 min Scan# 535
Delta R.T. -0.00 min
Lab File: VU039789.D
Acq: 07 Aug 2020 16:06

Tgt Ion: 84 Resp: 5599

Ion	Ratio	Lower	Upper
84	100		
86	58.6	43.9	81.5
49	126.5	94.4	175.4

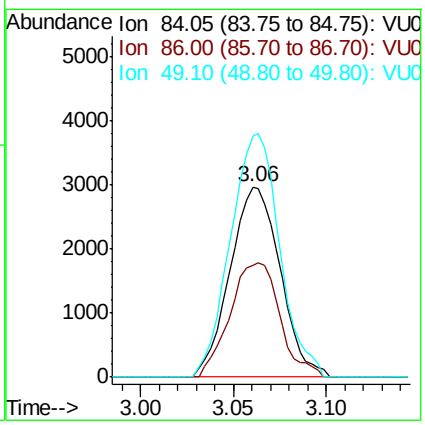

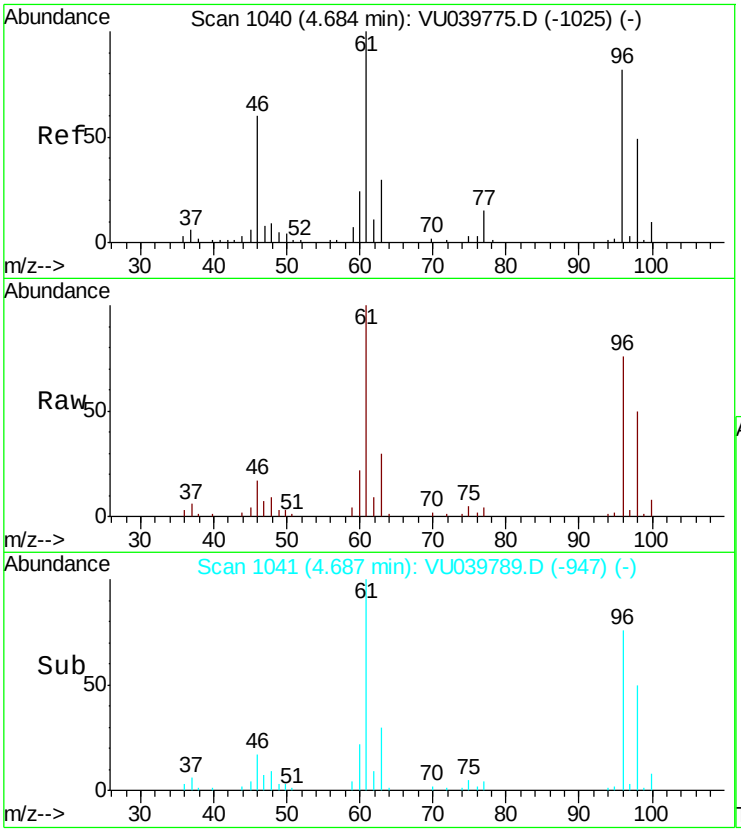

#22
cis-1,2-Dichloroethene
Concen: 6.726 ug/L
RT: 4.69 min Scan# 1041
Delta R.T. 0.00 min
Lab File: VU039789.D
Acq: 07 Aug 2020 16:06

Instrument :
MSVOA_U
ClientSampleId :
F2L80DL

Tgt Ion: 96 Resp: 35154
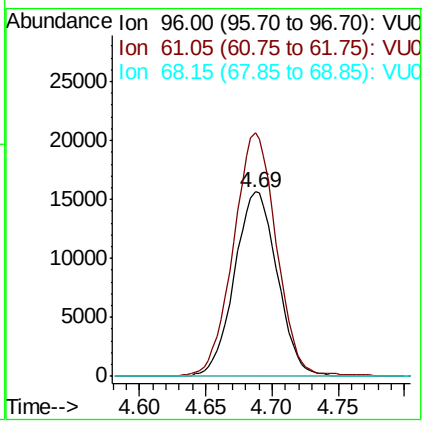
Ion	Ratio	Lower	Upper
96	100		
61	132.0	87.4	162.2
68	0.0	0.0	0.0