Quantitation Report (LSC Reviewed)

Data Path : Z:\VOASRV\HPCHEM1\MSVOA U\DATA\VU082520\
Data File : VU039971.D
Acq On : 25 Aug 2020 16:56
Operator : SY/MD
Sample : L3776-20
Misc : 25.0mL/MSVOA U/WATER
ALS Vial : 17 Sample Multiplier: 1

Instrument :
MSVOA_U
ClientSampleId :
F4Y19

Manual Integrations
APPROVED
sam
8/26/2020 5:20:26 PM

Quant Time: Aug 26 04:38:04 2020
Quant Method : Z:\VOASRV\HPCHEM1\MSVOA_U\METHOD\SOMUTR081920WMA.M
Quant Title : TRACE VOA SOM01.0
QLast Update : Wed Aug 26 03:42:21 2020
Response via : Initial Calibration

Internal Standards	R.T.	QIon	Response	Conc	Units	Dev(Min)
1) 1,4-Difluorobenzene	6.26	114	68879	5.00	ug/L	0.00
28) Chlorobenzene-d5	9.42	117	66215	5.00	ug/L	0.00
60) 1,4-Dichlorobenzene-d4	11.81	152	29972	5.00	ug/L	0.00

System Monitoring Compounds						
4) Vinyl Chloride-d3	1.60	65	24887	4.14	ug/L	0.00
Spiked Amount 5.000	Range 40 - 130		Recovery = 82.80%			
7) Chloroethane-d5	1.92	69	21630	4.35	ug/L	0.00
Spiked Amount 5.000	Range 65 - 130		Recovery = 87.00%			
11) 1,1-Dichloroethene-d2	2.58	63	38000	3.27	ug/L	0.00
Spiked Amount 5.000	Range 60 - 125		Recovery = 65.40%			
20) 2-Butanone-d5	4.65	46	78365	40.76	ug/L	0.00
Spiked Amount 50.000	Range 40 - 130		Recovery = 81.52%			
24) Chloroform-d	5.08	84	49885	4.59	ug/L	0.00
Spiked Amount 5.000	Range 70 - 125		Recovery = 91.80%			
26) 1,2-Dichloroethane-d4	5.72	65	30354	4.72	ug/L	0.00
Spiked Amount 5.000	Range 70 - 130		Recovery = 94.40%			
32) Benzene-d6	5.75	84	96559	4.90	ug/L	0.00
Spiked Amount 5.000	Range 70 - 125		Recovery = 98.00%			
36) 1,2-Dichloropropane-d6	6.70	67	31604	4.86	ug/L	0.00
Spiked Amount 5.000	Range 60 - 140		Recovery = 97.20%			
41) Toluene-d8	7.91	98	81256	4.71	ug/L	0.00
Spiked Amount 5.000	Range 70 - 130		Recovery = 94.20%			
43) trans-1,3-Dichloropropene-	8.19	79	12426	4.55	ug/L	0.00
Spiked Amount 5.000	Range 55 - 130		Recovery = 91.00%			
46) 2-Hexanone-d5	8.64	63	55465	40.05	ug/L	0.00
Spiked Amount 50.000	Range 45 - 130		Recovery = 80.10%			
57) 1,1,2,2-Tetrachloroethane-	10.76	84	23903	4.14	ug/L	0.00
Spiked Amount 5.000	Range 65 - 120		Recovery = 82.80%			
64) 1,2-Dichlorobenzene-d4	12.19	152	33156	5.61	ug/L	0.00
Spiked Amount 5.000	Range 80 - 120		Recovery = 112.20%			

Target Compounds						Qvalue
13) Acetone	2.66	43	31641m	24.083	ug/L	
19) 1,1-Dichloroethane	3.89	63	87579	7.551	ug/L	97
25) Chloroform	5.11	83	5562	0.473	ug/L	92
27) 1,2-Dichloroethane	5.81	62	8227	0.997	ug/L	95

(#) = qualifier out of range (m) = manual integration (+) = signals summed

Quantitation Report (LSC Reviewed)

Data Path : Z:\VOASRV\HPCHEM1\MSVOA U\DATA\VU082520\
Data File : VU039971.D
Acq On : 25 Aug 2020 16:56
Operator : SY/MD
Sample : L3776-20
Misc : 25.0mL/MSVOA U/WATER
ALS Vial : 17 Sample Multiplier: 1

Quant Time: Aug 26 04:38:04 2020
Quant Method : Z:\VOASRV\HPCHEM1\MSVOA_U\METHOD\SOMUTR081920WMA.M
Quant Title : TRACE VOA SOM01.0
QLast Update : Wed Aug 26 03:42:21 2020
Response via : Initial Calibration

Instrument :
MSVOA_U
ClientSampleId :
F4Y19

Manual Integrations APPROVED
sam
8/26/2020 5:20:26 PM

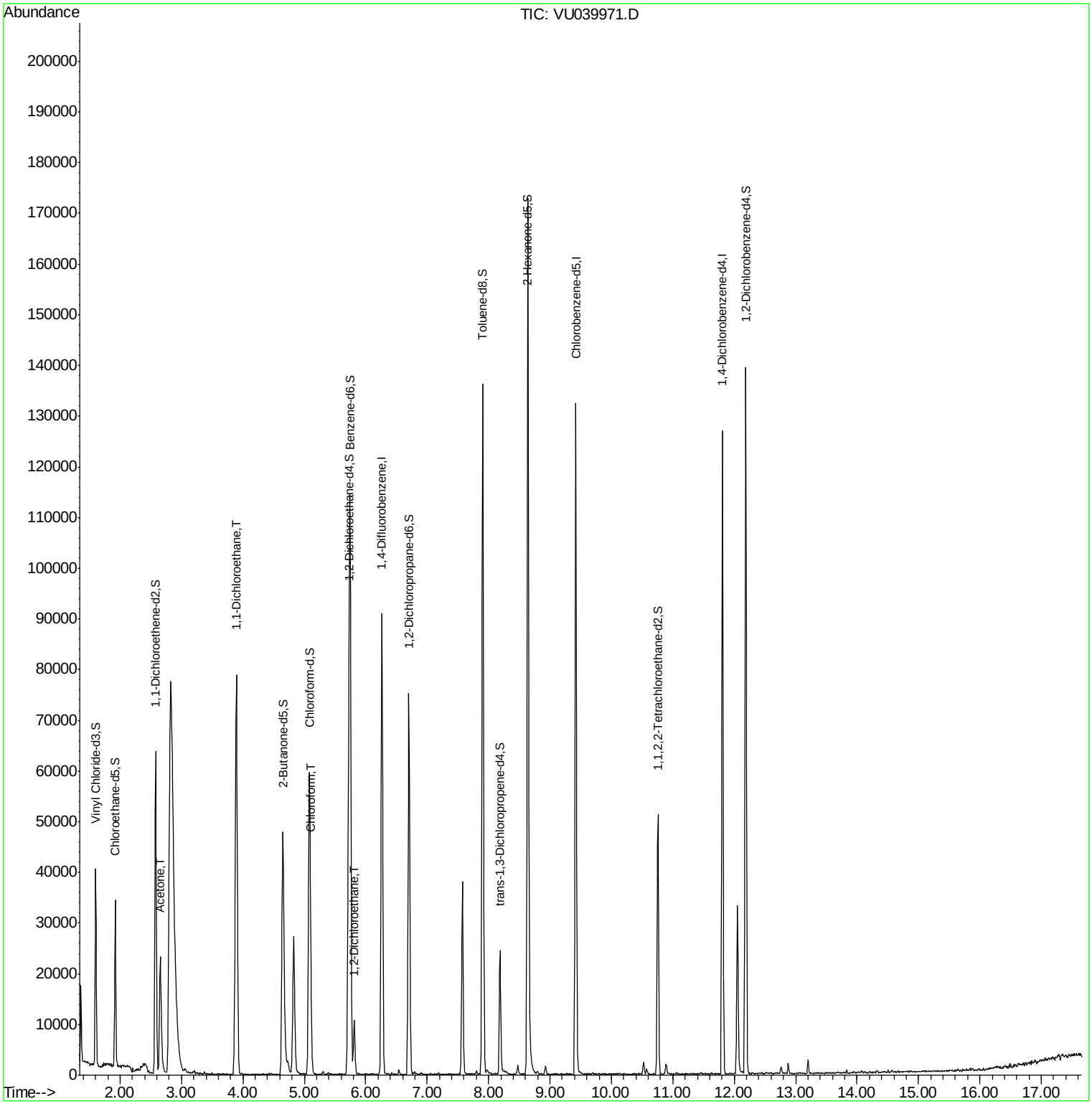

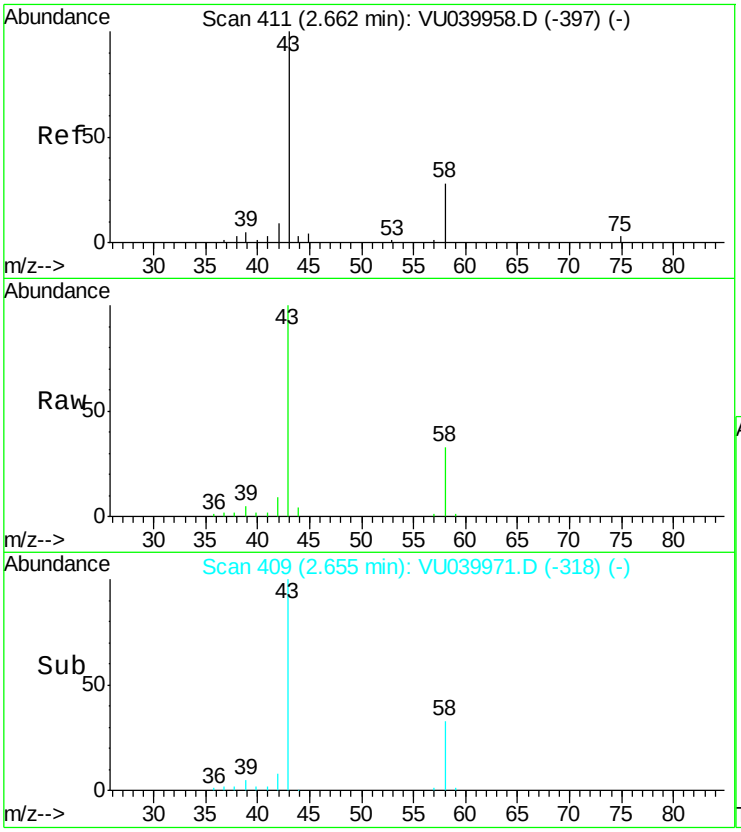

#13
Acetone
Concen: 24.083 ug/L m
RT: 2.66 min Scan# 409
Delta R.T. -0.01 min
Lab File: VU039971.D
Acq: 25 Aug 2020 16:56

Tgt Ion: 43 Resp: 31641

Ion	Ratio	Lower	Upper
43	100		
58	1.2	0.0	19.0

Instrument :
MSVOA_U
ClientSampleId :
F4Y19

Manual Integrations APPROVED
sam
8/26/2020 5:20:26 PM

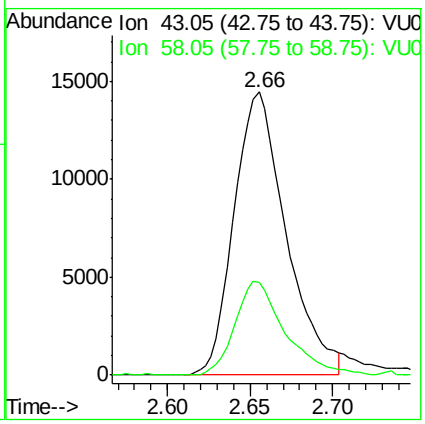

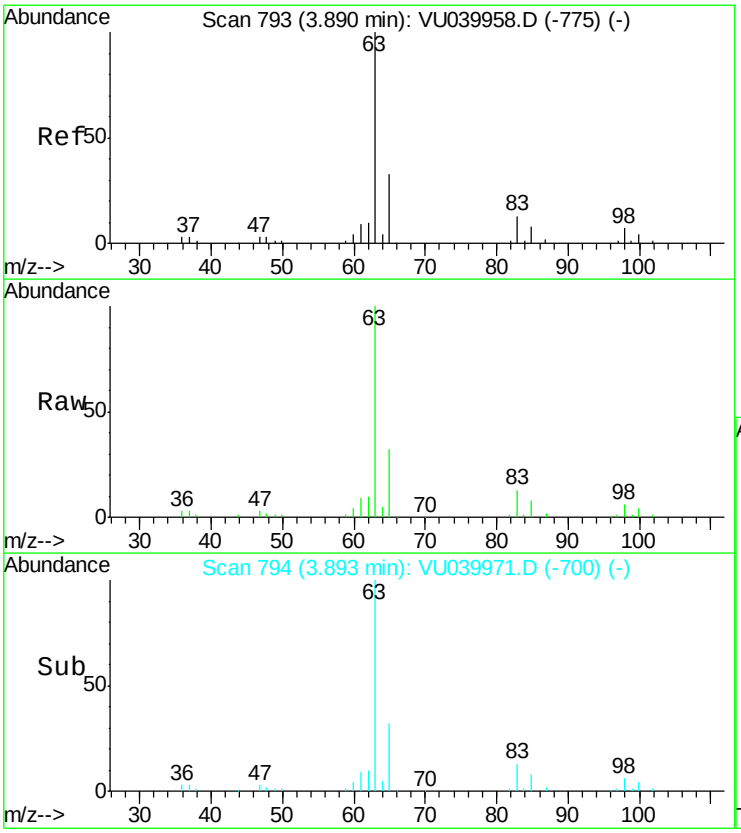

#19
1,1-Dichloroethane
Concen: 7.551 ug/L
RT: 3.89 min Scan# 794
Delta R.T. 0.00 min
Lab File: VU039971.D
Acq: 25 Aug 2020 16:56

Tgt Ion: 63 Resp: 87579

Ion	Ratio	Lower	Upper
63	100		
65	32.4	21.6	40.0
83	13.5	10.3	19.1

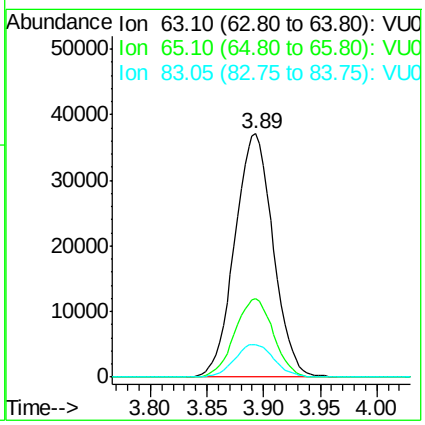

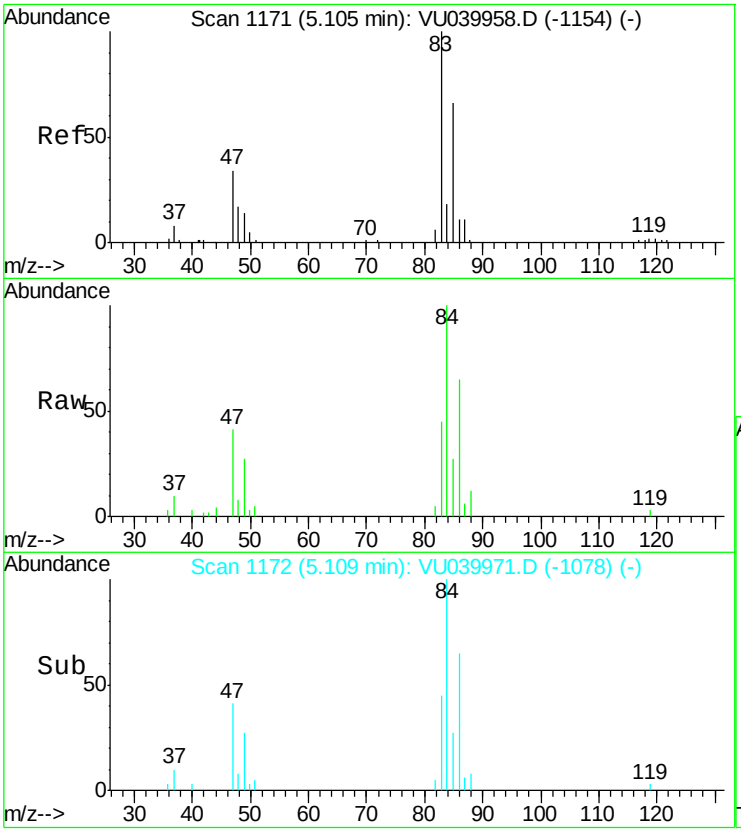

#25
Chloroform
Concen: 0.473 ug/L
RT: 5.11 min Scan# 1172
Delta R.T. 0.00 min
Lab File: VU039971.D
Acq: 25 Aug 2020 16:56

Tgt Ion: 83 Resp: 5562

Ion	Ratio	Lower	Upper
83	100		
85	59.8	46.4	86.2

Instrument :
MSVOA_U
ClientSampleId :
F4Y19

Manual Integrations APPROVED
sam
8/26/2020 5:20:26 PM

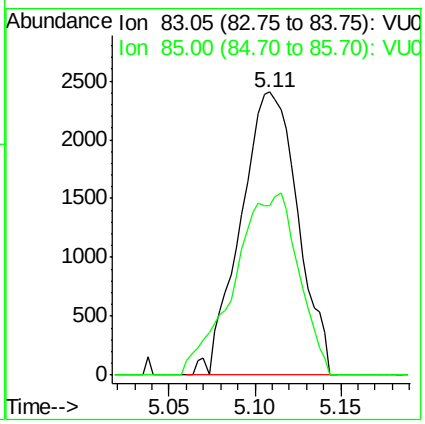

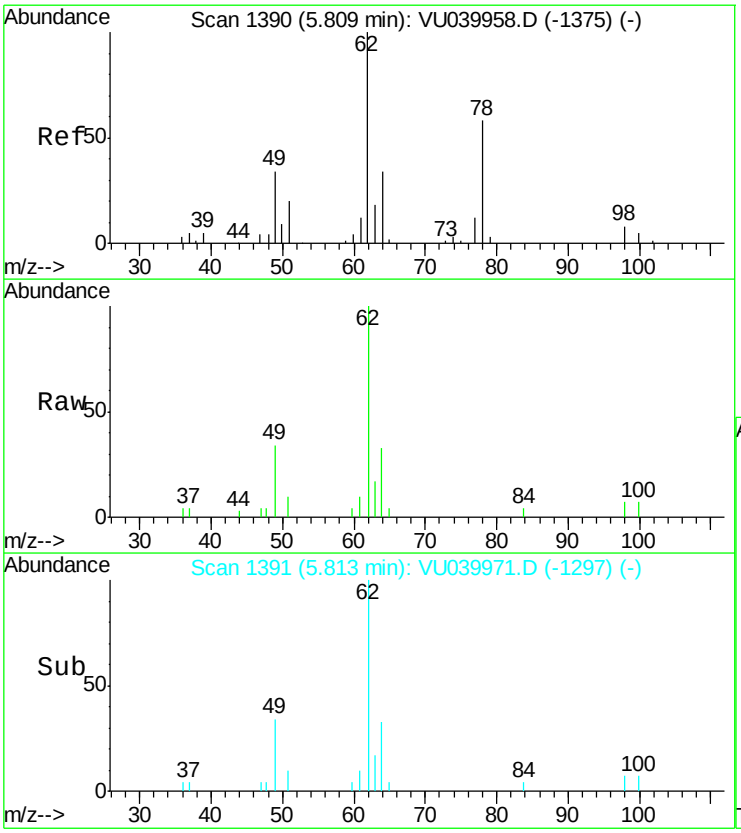

#27
1,2-Dichloroethane
Concen: 0.997 ug/L
RT: 5.81 min Scan# 1391
Delta R.T. 0.00 min
Lab File: VU039971.D
Acq: 25 Aug 2020 16:56

Tgt Ion: 62 Resp: 8227
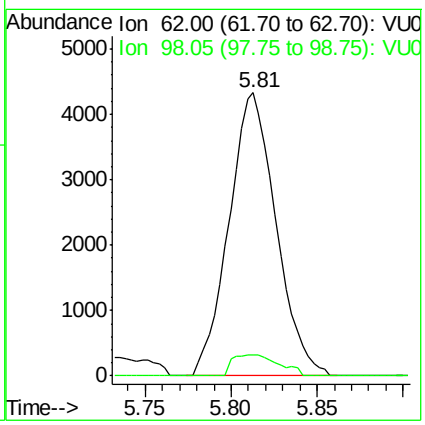
Ion	Ratio	Lower	Upper
62	100		
98	7.5	7.4	11.2