LSC Area Percent Report

Data Path : Z:\VOASRV\HPCHEM1\MSVOA U\DATA\VU090618\
Data File : VU026579.D
Acq On : 06 Sep 2018 14:47
Operator : MD/SY
Sample : J4718-18
Misc : 5.0mL/MSVOA U/WATER
ALS Vial : 8 Sample Multiplier: 1

Instrument :
MSVOA_U
ClientSampleId :
BEGD4

Integration Parameters: LSCINT.P
Integrator: RTE
Smoothing : OFF Filtering: 5
Sampling : 1 Min Area: 0 % of largest Peak
Start Thrs: 0.2 Max Peaks: 100
Stop Thrs : 0 Peak Location: TOP

If leading or trailing edge < 100 prefer < Baseline drop else tangent >
Peak separation: 5

Method : Z:\VOASRV\HPCHEM1\MSVOA_U\METHOD\SOMULM082918WMA.M
Title : VOC Analysis

Signal : TIC

peak #	R.T. min	first scan	max scan	last scan	PK TY	peak height	corr. area	corr. % max.	% of total
1	1.395	63	69	83	rVB	100595	104671	15.77%	1.896%
2	1.678	150	157	179	rVB	78664	104048	15.68%	1.885%
3	2.270	331	341	354	rBV	162436	240925	36.30%	4.364%
4	2.595	438	442	444	rBV	281	228	0.03%	0.004%
5	2.685	466	470	472	rBV2	298	187	0.03%	0.003%
6	2.701	472	475	483	rVB3	518	567	0.09%	0.010%
7	2.736	483	486	489	rVB2	178	123	0.02%	0.002%
8	2.778	494	499	503	rBV2	257	207	0.03%	0.004%
9	2.890	532	534	536	rBV	156	103	0.02%	0.002%
10	2.987	562	564	568	rVB	270	131	0.02%	0.002%
11	3.009	569	571	576	rVB2	169	109	0.02%	0.002%
12	3.099	597	599	603	rVV	171	131	0.02%	0.002%
13	3.119	603	605	608	rVB	182	84	0.01%	0.002%
14	3.206	628	632	634	rBV	211	160	0.02%	0.003%
15	3.218	634	636	641	rVB2	232	192	0.03%	0.003%
16	3.292	657	659	662	rVB2	146	85	0.01%	0.002%
17	3.357	677	679	681	rBV	140	66	0.01%	0.001%
18	3.379	683	686	688	rVV	150	74	0.01%	0.001%
19	3.408	693	695	700	rVB2	171	114	0.02%	0.002%
20	3.444	704	706	709	rVV2	150	88	0.01%	0.002%
21	3.460	709	711	717	rVB	166	74	0.01%	0.001%
22	3.563	737	743	746	rVB2	168	188	0.03%	0.003%
23	3.691	780	783	786	rBV	140	104	0.02%	0.002%
24	3.788	810	813	817	rVB	231	124	0.02%	0.002%
25	3.842	827	830	832	rVB	168	72	0.01%	0.001%
26	3.871	832	839	842	rBV2	199	182	0.03%	0.003%
27	3.887	842	844	846	rBV	157	89	0.01%	0.002%
28	3.942	858	861	868	rBV	78	68	0.01%	0.001%
29	3.987	872	875	879	rBV	114	100	0.02%	0.002%
30	4.074	900	902	903	rBV	124	68	0.01%	0.001%
31	4.180	920	935	969	rBV	62639	163888	24.69%	2.969%
32	4.386	997	999	1001	rBV2	166	77	0.01%	0.001%
33	4.434	1012	1014	1019	rVB	292	150	0.02%	0.003%
34	4.485	1026	1030	1035	rBV	68	71	0.01%	0.001%

LSC Area Percent Report

Data Path : Z:\VOASRV\HPCHEM1\MSVOA U\DATA\VU090618\
Data File : VU026579.D
Acq On : 06 Sep 2018 14:47
Operator : MD/SY
Sample : J4718-18
Misc : 5.0mL/MSVOA U/WATER
ALS Vial : 8 Sample Multiplier: 1

Instrument :
MSVOA_U
ClientSampleId :
BEGD4

Integration Parameters: LSCINT.P
Integrator: RTE
Smoothing : OFF Filtering: 5
Sampling : 1 Min Area: 0 % of largest Peak
Start Thrs: 0.2 Max Peaks: 100
Stop Thrs : 0 Peak Location: TOP

If leading or trailing edge < 100 prefer < Baseline drop else tangent >
Peak separation: 5

Method : Z:\VOASRV\HPCHEM1\MSVOA_U\METHOD\SOMULM082918WMA.M
Title : VOC Analysis

35	4.649	1064	1081	1110	rBV	109861	260483	39.24%	4.719%
36	5.099	1218	1221	1225	rBV	146	152	0.02%	0.003%
37	5.132	1227	1231	1233	rVV2	130	86	0.01%	0.002%
38	5.206	1252	1254	1256	rBV2	120	69	0.01%	0.001%
39	5.344	1272	1297	1326	rBV2	226443	663750	100.00%	12.024%
40	5.505	1341	1347	1348	rBV	221	110	0.02%	0.002%
41	5.540	1355	1358	1361	rVB	106	73	0.01%	0.001%
42	5.569	1361	1367	1371	rBV	97	121	0.02%	0.002%
43	5.617	1375	1382	1386	rVB	65	79	0.01%	0.001%
44	5.890	1451	1467	1491	rBV	203756	397921	59.95%	7.208%
45	6.032	1508	1511	1513	rBB	192	104	0.02%	0.002%
46	6.048	1513	1516	1517	rBV	119	67	0.01%	0.001%
47	6.132	1540	1542	1545	rVB	191	65	0.01%	0.001%
48	6.189	1549	1560	1573	rVB2	9286	17146	2.58%	0.311%
49	6.241	1573	1576	1580	rBV	92	70	0.01%	0.001%
50	6.334	1590	1605	1625	rBV	155006	306812	46.22%	5.558%
51	6.453	1640	1642	1645	rVB2	192	110	0.02%	0.002%
52	6.710	1719	1722	1727	rVB	95	71	0.01%	0.001%
53	6.736	1727	1730	1731	rBV	116	72	0.01%	0.001%
54	6.852	1761	1766	1776	rVV2	522	794	0.12%	0.014%
55	7.231	1871	1884	1897	rBV	82768	143288	21.59%	2.596%
56	7.379	1924	1930	1938	rBV3	406	655	0.10%	0.012%
57	7.418	1938	1942	1944	rVB	193	111	0.02%	0.002%
58	7.437	1945	1948	1949	rBV	148	66	0.01%	0.001%
59	7.469	1956	1958	1961	rVB	242	123	0.02%	0.002%
60	7.488	1961	1964	1966	rBV2	145	91	0.01%	0.002%
61	7.569	1975	1989	2008	rBV	297143	513480	77.36%	9.302%
62	7.733	2037	2040	2043	rBV2	347	176	0.03%	0.003%
63	7.749	2043	2045	2047	rVB	151	78	0.01%	0.001%
64	7.771	2051	2052	2054	rBV	210	66	0.01%	0.001%
65	7.852	2066	2077	2095	rBV	59476	98521	14.84%	1.785%
66	7.942	2102	2105	2110	rVB3	298	265	0.04%	0.005%
67	7.967	2110	2113	2115	rBV	195	97	0.01%	0.002%
68	7.987	2116	2119	2121	rVV	251	132	0.02%	0.002%
69	7.996	2121	2122	2126	rVB	226	101	0.02%	0.002%
70	8.016	2126	2128	2129	rBV	289	117	0.02%	0.002%
71	8.183	2166	2180	2183	rBV2	6408	9781	1.47%	0.177%

LSC Area Percent Report

Data Path : Z:\VOASRV\HPCHEM1\MSVOA U\DATA\VU090618\
Data File : VU026579.D
Acq On : 06 Sep 2018 14:47
Operator : MD/SY
Sample : J4718-18
Misc : 5.0mL/MSVOA_U/WATER
ALS Vial : 8 Sample Multiplier: 1

Instrument :
MSVOA_U
ClientSampleId :
BEGD4

Integration Parameters: LSCINT.P
Integrator: RTE
Smoothing : OFF Filtering: 5
Sampling : 1 Min Area: 0 % of largest Peak
Start Thrs: 0.2 Max Peaks: 100
Stop Thrs : 0 Peak Location: TOP

If leading or trailing edge < 100 prefer < Baseline drop else tangent >
Peak separation: 5

Method : Z:\VOASRV\HPCHEM1\MSVOA_U\METHOD\SOMULM082918WMA.M
Title : VOC Analysis

72	8.228	2184	2194	2208	rVV	276059	466068	70.22%	8.443%
73	8.312	2210	2220	2242	rVB	207874	351085	52.89%	6.360%
74	8.504	2276	2280	2284	rBV2	305	248	0.04%	0.004%
75	8.566	2296	2299	2305	rVB	185	131	0.02%	0.002%
76	8.601	2305	2310	2313	rBV3	362	401	0.06%	0.007%
77	8.662	2327	2329	2332	rBV	174	128	0.02%	0.002%
78	8.803	2369	2373	2377	rBV2	193	197	0.03%	0.004%
79	8.845	2384	2386	2388	rBV2	146	66	0.01%	0.001%
80	8.926	2405	2411	2413	rBV2	233	293	0.04%	0.005%
81	8.990	2429	2431	2434	rVB	185	79	0.01%	0.001%
82	9.022	2439	2441	2446	rBV2	195	142	0.02%	0.003%
83	9.093	2449	2463	2484	rBV	289546	474173	71.44%	8.590%
84	9.292	2522	2525	2526	rBV	153	67	0.01%	0.001%
85	9.360	2543	2546	2547	rBV	155	68	0.01%	0.001%
86	9.373	2547	2550	2551	rBV	195	108	0.02%	0.002%
87	9.408	2554	2561	2580	rVV	3128	7158	1.08%	0.130%
88	9.726	2657	2660	2662	rVB	216	100	0.02%	0.002%
89	9.768	2668	2673	2675	rBV	154	168	0.03%	0.003%
90	9.971	2734	2736	2739	rBV	201	106	0.02%	0.002%
91	10.038	2754	2757	2760	rBV	160	131	0.02%	0.002%
92	10.083	2768	2771	2773	rBV	196	139	0.02%	0.003%
93	10.366	2857	2859	2862	rVB	188	109	0.02%	0.002%
94	10.434	2867	2880	2899	rVB	212180	329279	49.61%	5.965%
95	10.610	2926	2935	2946	rBV2	4876	8196	1.23%	0.148%
96	10.871	3014	3016	3017	rBV2	312	131	0.02%	0.002%
97	11.485	3195	3207	3227	rBV	257580	396873	59.79%	7.189%
98	11.861	3311	3324	3342	rBV	283250	447982	67.49%	8.115%
99	11.990	3360	3364	3374	rVB5	825	1281	0.19%	0.023%
100	12.479	3508	3516	3529	rBV	1586	2528	0.38%	0.046%

Sum of corrected areas: 5520286

Data Path : Z:\VOASRV\HPCHEM1\MSVOA U\DATA\VU090618\
Data File : VU026579.D
Acq On : 06 Sep 2018 14:47
Operator : MD/SY
Sample : J4718-18
Misc : 5.0mL/MSVOA U/WATER
ALS Vial : 8 Sample Multiplier: 1

Instrument :
MSVOA_U
ClientSampleId :
BEGD4

Quant Method : Z:\VOASRV\HPCHEM1\MSVOA_U\METHOD\SOMULM082918WMA.M
Quant Title : VOC Analysis

TIC Library : C:\DATABASE\NIST11.L
TIC Integration Parameters: LSCINT.P

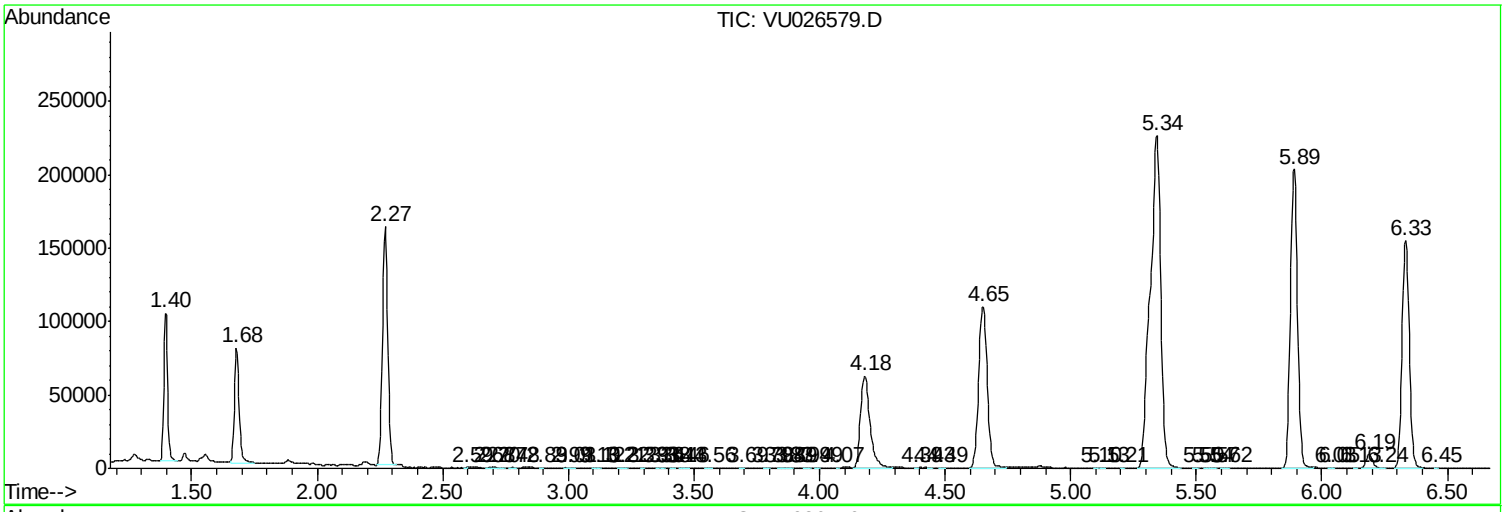

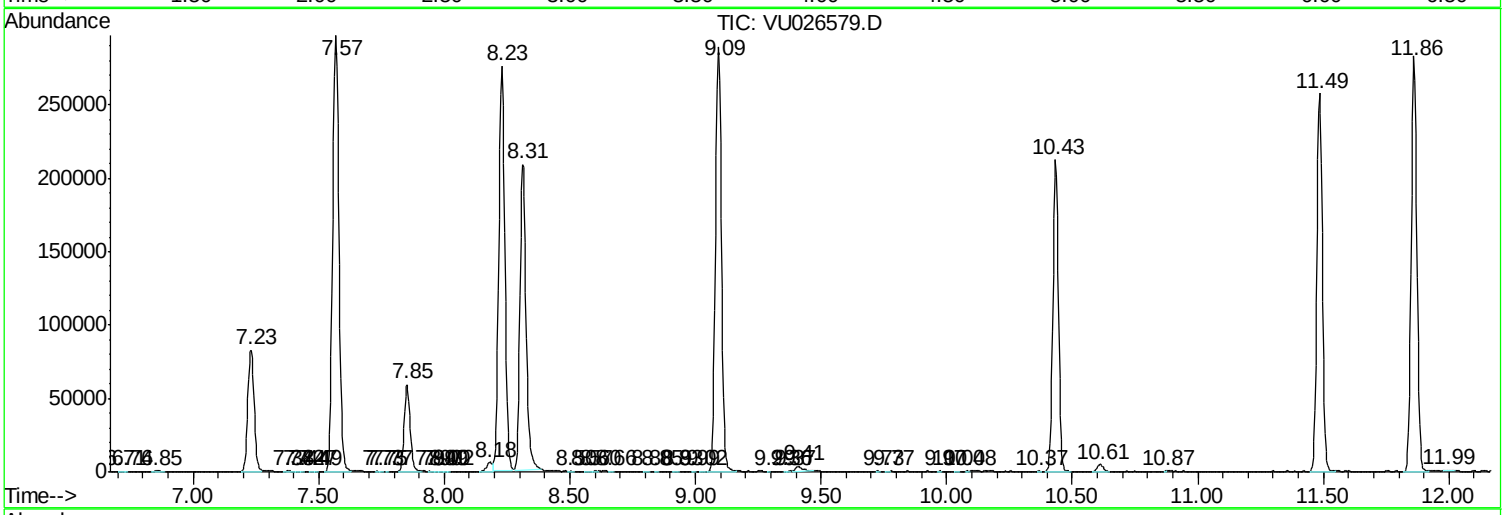

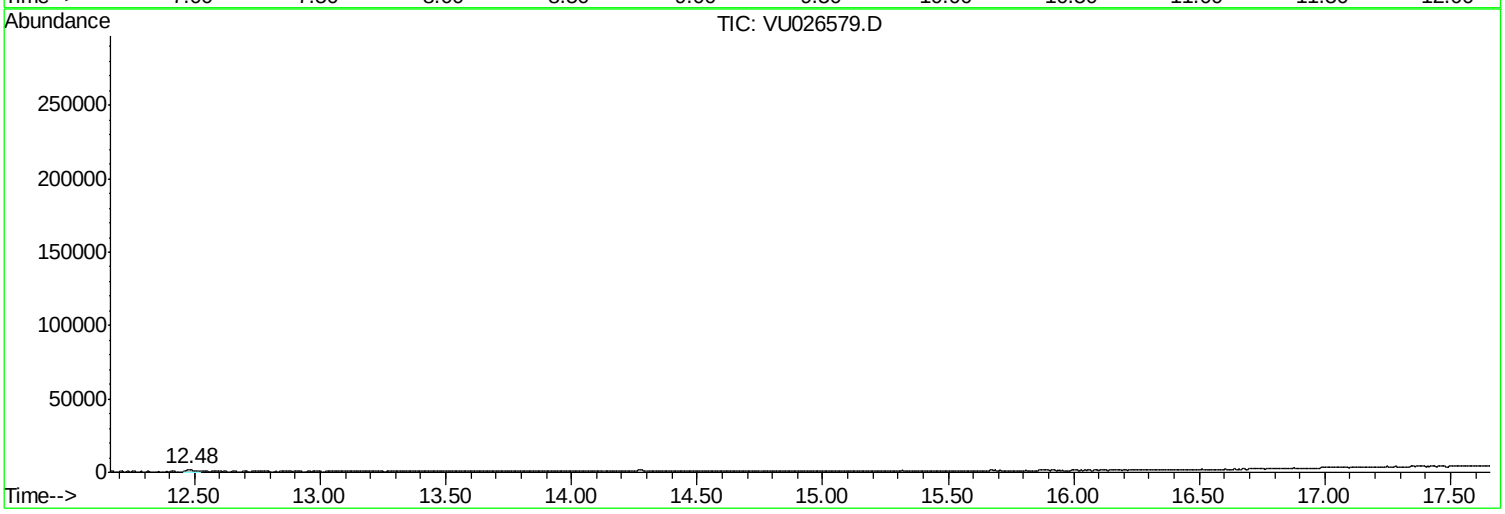

Library Search Compound Report

Data Path : Z:\VOASRV\HPCHEM1\MSVOA_U\DATA\VU090618\
Data File : VU026579.D
Acq On : 06 Sep 2018 14:47
Operator : MD/SY
Sample : J4718-18
Misc : 5.0mL/MSVOA_U/WATER
ALS Vial : 8 Sample Multiplier: 1

Instrument :
MSVOA_U
ClientSampleId :
BEGD4

Quant Method : Z:\VOASRV\HPCHEM1\MSVOA_U\METHOD\SOMULM082918WMA.M
Quant Title : VOC Analysis

TIC Library : C:\DATABASE\NIST11.L
TIC Integration Parameters: LSCINT.P

No Library Search Compounds Detected

****

Tentatively Identified Compound (LSC) summary

Data Path : Z:\VOASRV\HPCHEM1\MSVOA_U\DATA\VU090618\
Data File : VU026579.D
Acq On : 06 Sep 2018 14:47
Operator : MD/SY
Sample : J4718-18
Misc : 5.0mL/MSVOA_U/WATER
ALS Vial : 8 Sample Multiplier: 1

Instrument :
MSVOA_U
ClientSampleId :
BEGD4

Quant Method : Z:\VOASRV\HPCHEM1\MSVOA_U\METHOD\SOMULM082918WMA.M
Quant Title : VOC Analysis

TIC Library : C:\DATABASE\NIST11.L
TIC Integration Parameters: LSCINT.P

TIC Top Hit name	RT	EstConc	Units	Response	Internal Standard #	RT	Resp	Conc