Quantitation Report (QT/LSC Reviewed)

Data Path : Z:\voasrv\HPCHEM1\MSVOA_U\Data\VU100921\
Data File : VU045269.D
Acq On : 09 Oct 2021 17:49
Operator : SY/MD
Sample : M4027-05
Misc : 5.0mL/MSVOA_U/WATER
ALS Vial : 4 Sample Multiplier: 1

Instrument :
MSVOA_U
ClientSampleId :
VHBLK001

Quant Time: Oct 11 01:48:26 2021
Quant Method : Z:\voasrv\HPCHEM1\MSVOA_U\Method\SFAMULM092321WMA.M
Quant Title : VOC Analysis
QLast Update : Mon Oct 11 01:47:08 2021
Response via : Initial Calibration

Compound	R.T.	QIon	Response	Conc Units	Dev(Min)
Internal Standards					
1) 1,4-Difluorobenzene	6.253	114	266721	50.000 ug/L	0.00
28) Chlorobenzene-d5	9.420	117	257192	50.000 ug/L	0.00
58) 1,4-Dichlorobenzene-d4	11.816	152	108734	50.000 ug/L	0.00
System Monitoring Compounds					
4) Vinyl Chloride-d3	1.601	65	137079	46.948 ug/L	0.00
Spiked Amount 50.000	Range 60 - 135		Recovery = 93.900%		
7) Chloroethane-d5	1.903	69	110926	47.942 ug/L	0.00
Spiked Amount 50.000	Range 70 - 130		Recovery = 95.880%		
11) 1,1-Dichloroethene-d2	2.565	63	167720	34.205 ug/L	0.00
Spiked Amount 50.000	Range 60 - 125		Recovery = 68.420%		
21) 2-Butanone-d5	4.626	46	218996	94.872 ug/L	0.00
Spiked Amount 100.000	Range 40 - 130		Recovery = 94.870%		
24) Chloroform-d	5.070	84	210294	45.602 ug/L	0.00
Spiked Amount 50.000	Range 70 - 125		Recovery = 91.200%		
26) 1,2-Dichloroethane-d4	5.707	65	150720	48.251 ug/L	0.00
Spiked Amount 50.000	Range 70 - 125		Recovery = 96.500%		
32) Benzene-d6	5.732	84	446442	50.024 ug/L	0.00
Spiked Amount 50.000	Range 70 - 125		Recovery = 100.040%		
36) 1,2-Dichloropropane-d6	6.697	67	144799	49.759 ug/L	0.00
Spiked Amount 50.000	Range 70 - 120		Recovery = 99.520%		
41) Toluene-d8	7.903	98	379264	49.244 ug/L	0.00
Spiked Amount 50.000	Range 80 - 120		Recovery = 98.480%		
43) trans-1,3-Dichloroprop...	8.182	79	58015	44.819 ug/L	0.00
Spiked Amount 50.000	Range 60 - 125		Recovery = 89.640%		
47) 2-Hexanone-d5	8.636	63	149565	92.746 ug/L	0.00
Spiked Amount 100.000	Range 45 - 130		Recovery = 92.750%		
56) 1,1,2,2-Tetrachloroeth...	10.761	84	216921	47.871 ug/L	0.00
Spiked Amount 50.000	Range 65 - 120		Recovery = 95.740%		
66) 1,2-Dichlorobenzene-d4	12.195	152	129025	54.525 ug/L	0.00
Spiked Amount 50.000	Range 80 - 120		Recovery = 109.040%		
Target Compounds					Qvalue
42) Toluene	7.973	91	6305	0.651 ug/L	98

(#) = qualifier out of range (m) = manual integration (+) = signals summed

Quantitation Report (QT/LSC Reviewed)

Data Path : Z:\voasrv\HPCHEM1\MSVOA_U\Data\VU100921\
Data File : VU045269.D
Acq On : 09 Oct 2021 17:49
Operator : SY/MD
Sample : M4027-05
Misc : 5.0mL/MSVOA_U/WATER
ALS Vial : 4 Sample Multiplier: 1

Instrument :
MSVOA_U
ClientSampleId :
VHBLK001

Quant Time: Oct 11 01:48:26 2021
Quant Method : Z:\voasrv\HPCHEM1\MSVOA_U\Method\SFAMULM092321WMA.M
Quant Title : VOC Analysis
QLast Update : Mon Oct 11 01:47:08 2021
Response via : Initial Calibration

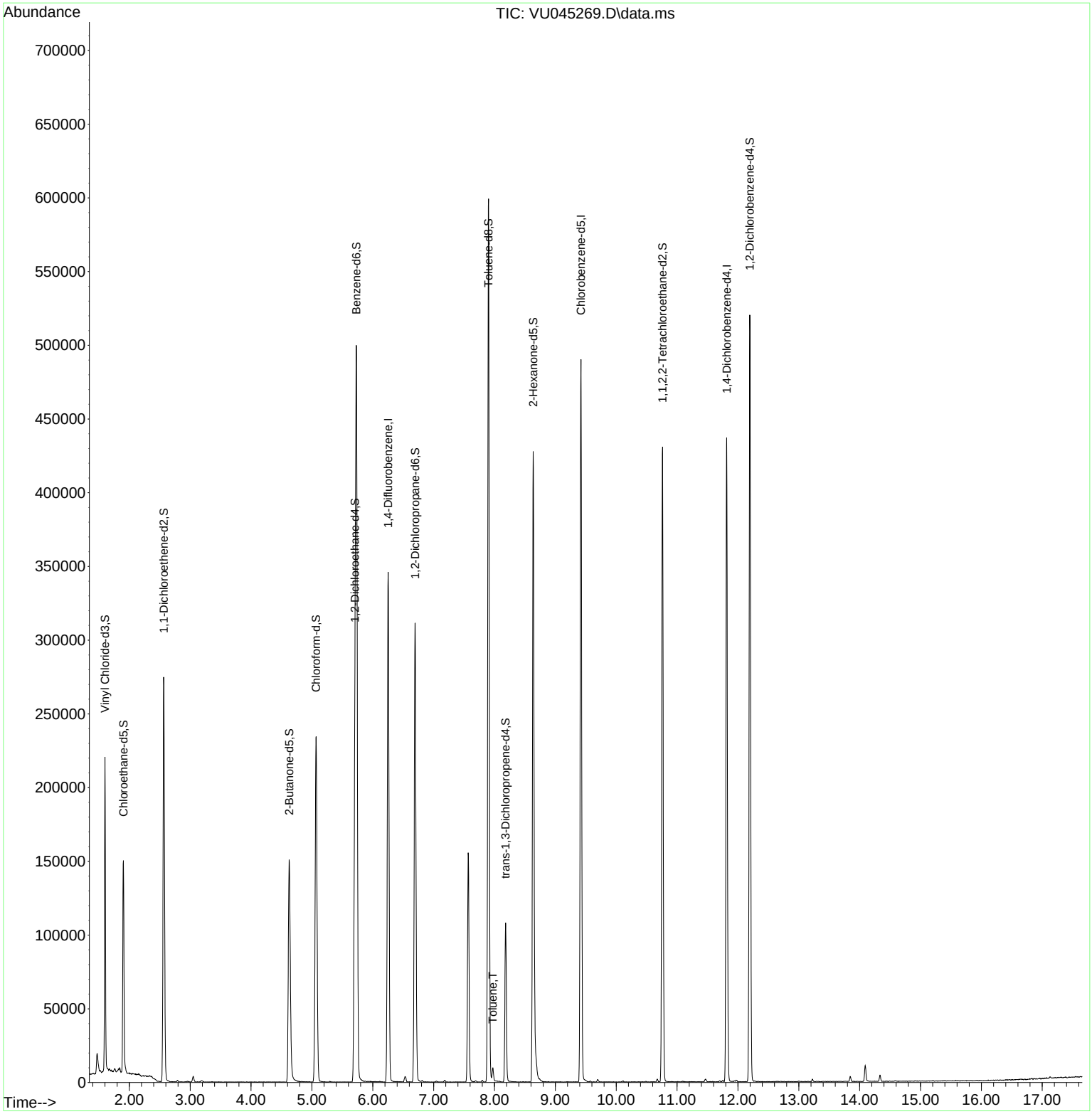

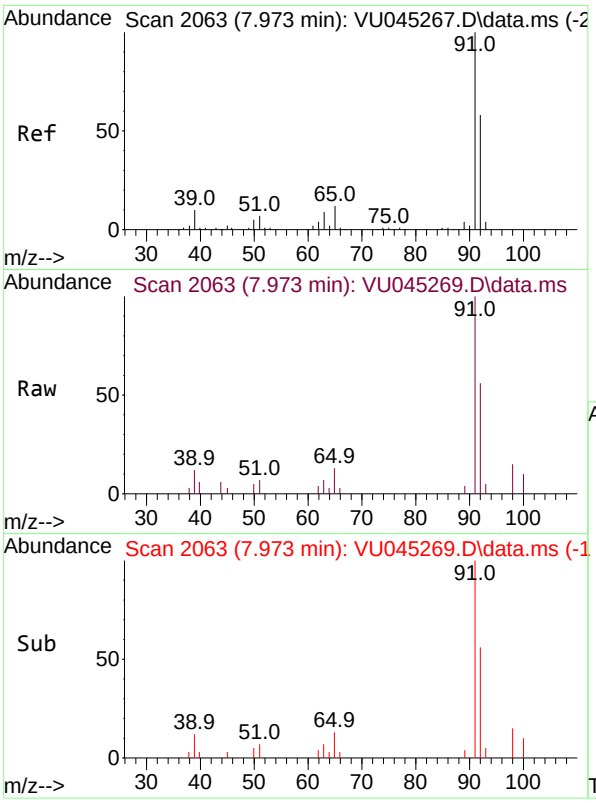

#42
Toluene
Concen: 0.651 ug/L
RT: 7.973 min Scan# 2063
Delta R.T. 0.000 min
Lab File: VU045269.D
Acq: 09 Oct 2021 17:49

Tgt Ion: 91 Resp: 6305

Ion	Ratio	Lower	Upper
91	100		
92	56.0	40.5	75.1

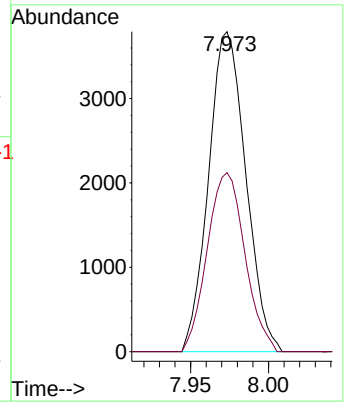

Instrument :
MSVOA_U
ClientSampleId :
VHBLK001