Quantitation Report (QT/LSC Reviewed)

Data Path : Z:\voasrv\HPCHEM1\MSVOA_U\Data\VU100921\
Data File : VU045273.D
Acq On : 09 Oct 2021 19:24
Operator : SY/MD
Sample : M4138-10
Misc : 5.0mL/MSVOA_U/WATER
ALS Vial : 8 Sample Multiplier: 1

Instrument :
MSVOA_U
ClientSampleId :
VHBLK001

Quant Time: Oct 11 01:49:28 2021
Quant Method : Z:\voasrv\HPCHEM1\MSVOA_U\Method\SFAMULM092321WMA.M
Quant Title : VOC Analysis
QLast Update : Mon Oct 11 01:47:08 2021
Response via : Initial Calibration

Compound	R.T.	QIon	Response	Conc	Units	Dev(Min)
Internal Standards						
1) 1,4-Difluorobenzene	6.253	114	267050	50.000	ug/L	0.00
28) Chlorobenzene-d5	9.420	117	260044	50.000	ug/L	0.00
58) 1,4-Dichlorobenzene-d4	11.816	152	110673	50.000	ug/L	0.00
System Monitoring Compounds						
4) Vinyl Chloride-d3	1.601	65	133709	45.737	ug/L	0.00
Spiked Amount 50.000	Range 60 - 135		Recovery = 91.480%			
7) Chloroethane-d5	1.893	69	108545	46.855	ug/L	0.00
Spiked Amount 50.000	Range 70 - 130		Recovery = 93.720%			
11) 1,1-Dichloroethene-d2	2.562	63	165311	33.672	ug/L	0.00
Spiked Amount 50.000	Range 60 - 125		Recovery = 67.340%			
21) 2-Butanone-d5	4.626	46	214565	92.838	ug/L	0.00
Spiked Amount 100.000	Range 40 - 130		Recovery = 92.840%			
24) Chloroform-d	5.067	84	207213	44.878	ug/L	0.00
Spiked Amount 50.000	Range 70 - 125		Recovery = 89.760%			
26) 1,2-Dichloroethane-d4	5.707	65	148346	47.432	ug/L	0.00
Spiked Amount 50.000	Range 70 - 125		Recovery = 94.860%			
32) Benzene-d6	5.729	84	439606	48.718	ug/L	0.00
Spiked Amount 50.000	Range 70 - 125		Recovery = 97.440%			
36) 1,2-Dichloropropane-d6	6.694	67	143303	48.705	ug/L	0.00
Spiked Amount 50.000	Range 70 - 120		Recovery = 97.420%			
41) Toluene-d8	7.903	98	372902	47.887	ug/L	0.00
Spiked Amount 50.000	Range 80 - 120		Recovery = 95.780%			
43) trans-1,3-Dichloroprop...	8.182	79	56292	43.011	ug/L	0.00
Spiked Amount 50.000	Range 60 - 125		Recovery = 86.020%			
47) 2-Hexanone-d5	8.636	63	146542	89.875	ug/L	0.00
Spiked Amount 100.000	Range 45 - 130		Recovery = 89.880%			
56) 1,1,2,2-Tetrachloroeth...	10.761	84	216723	47.303	ug/L	0.00
Spiked Amount 50.000	Range 65 - 120		Recovery = 94.600%			
66) 1,2-Dichlorobenzene-d4	12.195	152	128722	53.444	ug/L	0.00
Spiked Amount 50.000	Range 80 - 120		Recovery = 106.880%			
Target Compounds						Qvalue
42) Toluene	7.973	91	6085	0.621	ug/L	90

(#) = qualifier out of range (m) = manual integration (+) = signals summed

Quantitation Report (QT/LSC Reviewed)

Data Path : Z:\voasrv\HPCHEM1\MSVOA_U\Data\VU100921\
Data File : VU045273.D
Acq On : 09 Oct 2021 19:24
Operator : SY/MD
Sample : M4138-10
Misc : 5.0mL/MSVOA_U/WATER
ALS Vial : 8 Sample Multiplier: 1

Instrument :
MSVOA_U
ClientSampleId :
VHBLK001

Quant Time: Oct 11 01:49:28 2021
Quant Method : Z:\voasrv\HPCHEM1\MSVOA_U\Method\SFAMULM092321WMA.M
Quant Title : VOC Analysis
QLast Update : Mon Oct 11 01:47:08 2021
Response via : Initial Calibration

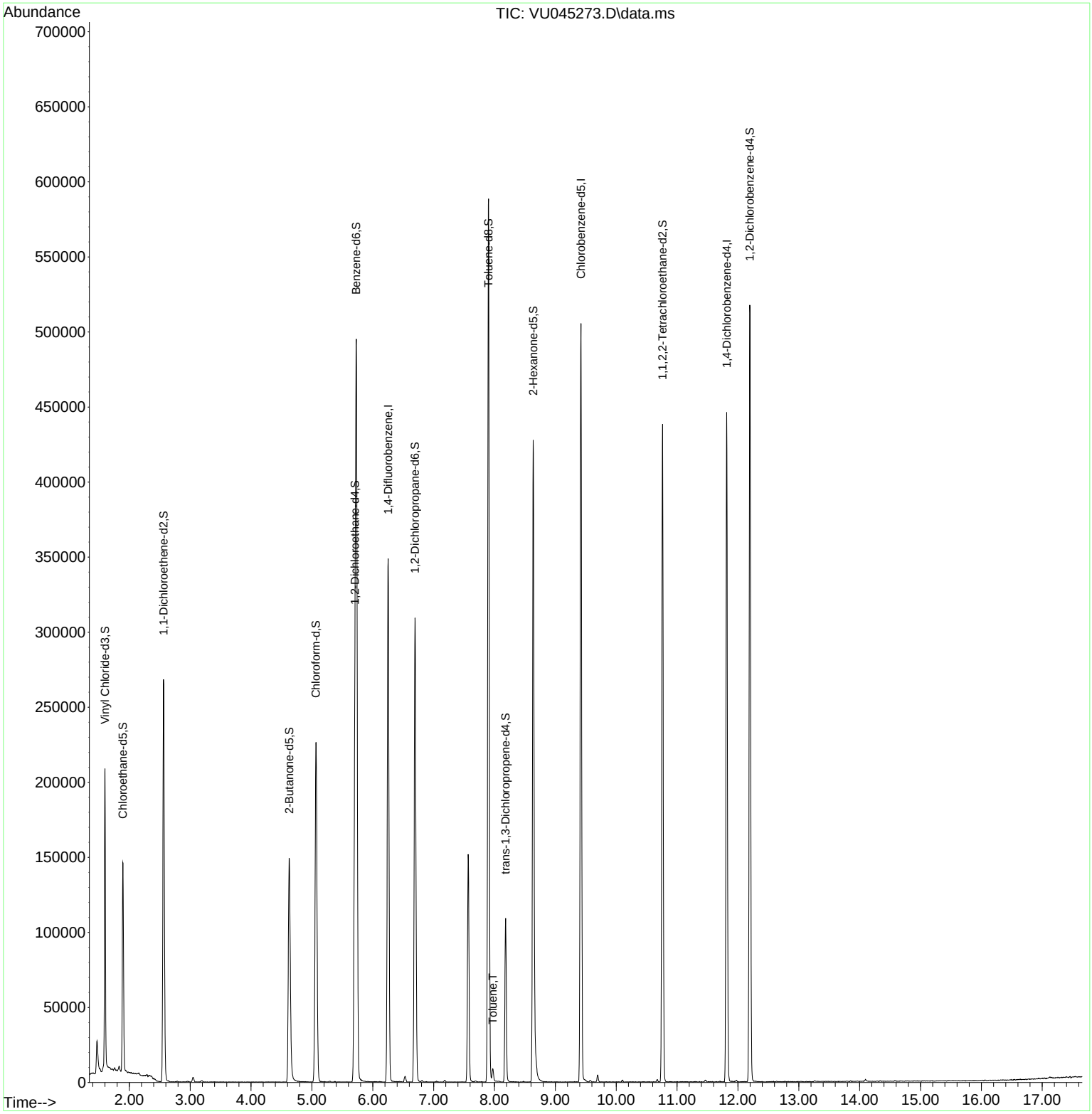

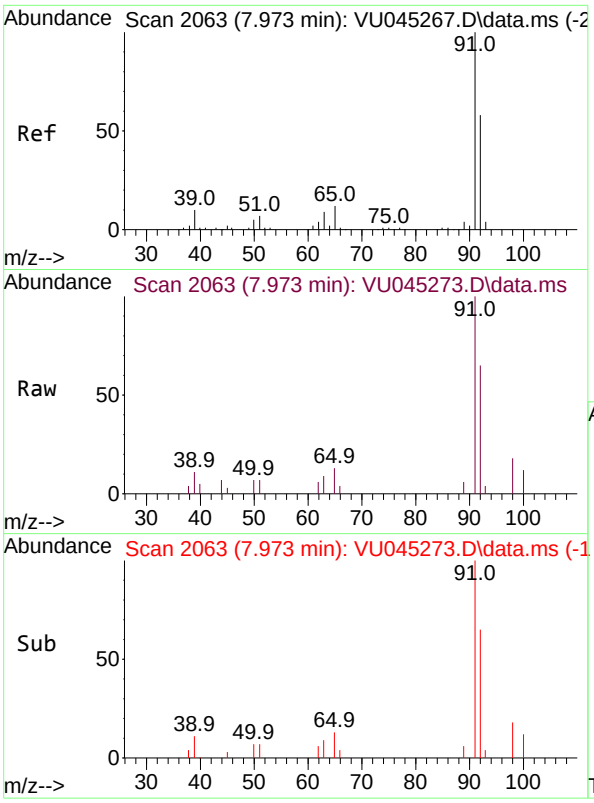

#42
Toluene
Concen: 0.621 ug/L
RT: 7.973 min Scan# 2063
Delta R.T. -0.000 min
Lab File: VU045273.D
Acq: 09 Oct 2021 19:24

Tgt Ion: 91 Resp: 6085

Ion	Ratio	Lower	Upper
91	100		
92	65.0	40.5	75.1

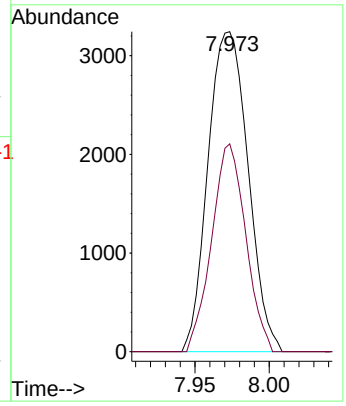

Instrument :
MSVOA_U
ClientSampleId :
VHBLK001