Quantitation Report (QT/LSC Reviewed)

Data Path : Z:\VOASRV\HPCHEM1\MSVOA U\DATA\VU102219\
Data File : VU035372.D
Acq On : 22 Oct 2019 18:48
Operator : JC/SP
Sample : K5461-21DL 100X
Misc : 25.0mL/MSVOA U/WATER
ALS Vial : 24 Sample Multiplier: 1

Instrument :
MSVOA_U
ClientSampleId :
H0G72DL

Quant Time: Oct 23 08:37:47 2019
Quant Method : Z:\VOASRV\HPCHEM1\MSVOA_U\METHOD\SOMUTR101719WMA.M
Quant Title : TRACE VOA SOM01.0
QLast Update : Wed Oct 23 08:02:08 2019
Response via : Initial Calibration

Internal Standards	R.T.	QIon	Response	Conc	Units	Dev(Min)
1) 1,4-Difluorobenzene	6.29	114	269204	5.00	ug/L	0.00
28) Chlorobenzene-d5	9.45	117	271915	5.00	ug/L	0.00
60) 1,4-Dichlorobenzene-d4	11.84	152	101374	5.00	ug/L	0.00

System Monitoring Compounds						
4) Vinyl Chloride-d3	1.61	65	102163	6.22	ug/L	0.00
Spiked Amount 5.000	Range 40 - 130		Recovery = 124.40%			
7) Chloroethane-d5	1.93	69	90991	6.06	ug/L	0.00
Spiked Amount 5.000	Range 65 - 130		Recovery = 121.20%			
11) 1,1-Dichloroethene-d2	2.59	63	131994	4.35	ug/L	0.00
Spiked Amount 5.000	Range 60 - 125		Recovery = 87.00%			
20) 2-Butanone-d5	4.71	46	255211	54.10	ug/L	0.00
Spiked Amount 50.000	Range 40 - 130		Recovery = 108.20%			
24) Chloroform-d	5.11	84	169399	5.65	ug/L	0.00
Spiked Amount 5.000	Range 70 - 125		Recovery = 113.00%			
26) 1,2-Dichloroethane-d4	5.75	65	96237	5.79	ug/L	0.00
Spiked Amount 5.000	Range 70 - 130		Recovery = 115.80%			
32) Benzene-d6	5.77	84	336519	5.41	ug/L	0.00
Spiked Amount 5.000	Range 70 - 125		Recovery = 108.20%			
36) 1,2-Dichloropropane-d6	6.74	67	113144	5.73	ug/L	0.00
Spiked Amount 5.000	Range 60 - 140		Recovery = 114.60%			
41) Toluene-d8	7.93	98	290086	4.88	ug/L	0.00
Spiked Amount 5.000	Range 70 - 130		Recovery = 97.60%			
43) trans-1,3-Dichloropropene-	8.22	79	41481	4.33	ug/L	0.00
Spiked Amount 5.000	Range 55 - 130		Recovery = 86.60%			
46) 2-Hexanone-d5	8.68	63	192905	45.65	ug/L	0.00
Spiked Amount 50.000	Range 45 - 130		Recovery = 91.30%			
57) 1,1,2,2-Tetrachloroethane-	10.79	84	95241	5.41	ug/L	0.00
Spiked Amount 5.000	Range 65 - 120		Recovery = 108.20%			
64) 1,2-Dichlorobenzene-d4	12.22	152	99393	5.38	ug/L	0.00
Spiked Amount 5.000	Range 80 - 120		Recovery = 107.60%			

Target Compounds						Qvalue
5) Vinyl chloride	1.62	62	11748	0.503	ug/L #	32
18) trans-1,2-Dichloroethene	3.39	96	4534	0.243	ug/L	92
22) cis-1,2-Dichloroethene	4.72	96	137234	6.652	ug/L	99
34) Trichloroethene	6.58	95	46643	2.168	ug/L	98

(#) = qualifier out of range (m) = manual integration (+) = signals summed

Quantitation Report (QT/LSC Reviewed)

Data Path : Z:\VOASRV\HPCHEM1\MSVOA U\DATA\VU102219\
Data File : VU035372.D
Acq On : 22 Oct 2019 18:48
Operator : JC/SP
Sample : K5461-21DL 100X
Misc : 25.0mL/MSVOA U/WATER
ALS Vial : 24 Sample Multiplier: 1

Instrument :
MSVOA_U
ClientSampleId :
H0G72DL

Quant Time: Oct 23 08:37:47 2019
Quant Method : Z:\VOASRV\HPCHEM1\MSVOA_U\METHOD\SOMUTR101719WMA.M
Quant Title : TRACE VOA SOM01.0
QLast Update : Wed Oct 23 08:02:08 2019
Response via : Initial Calibration

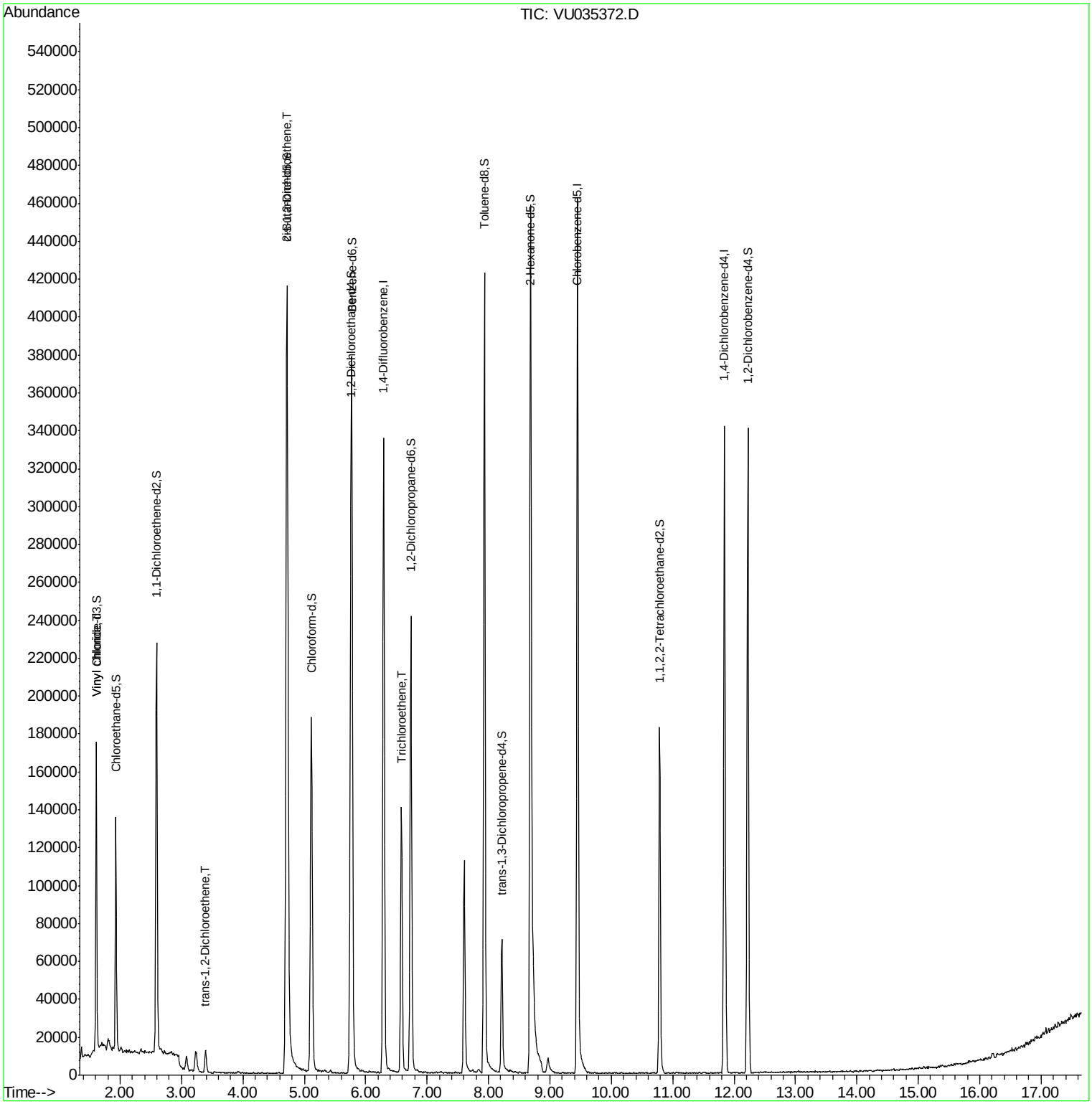

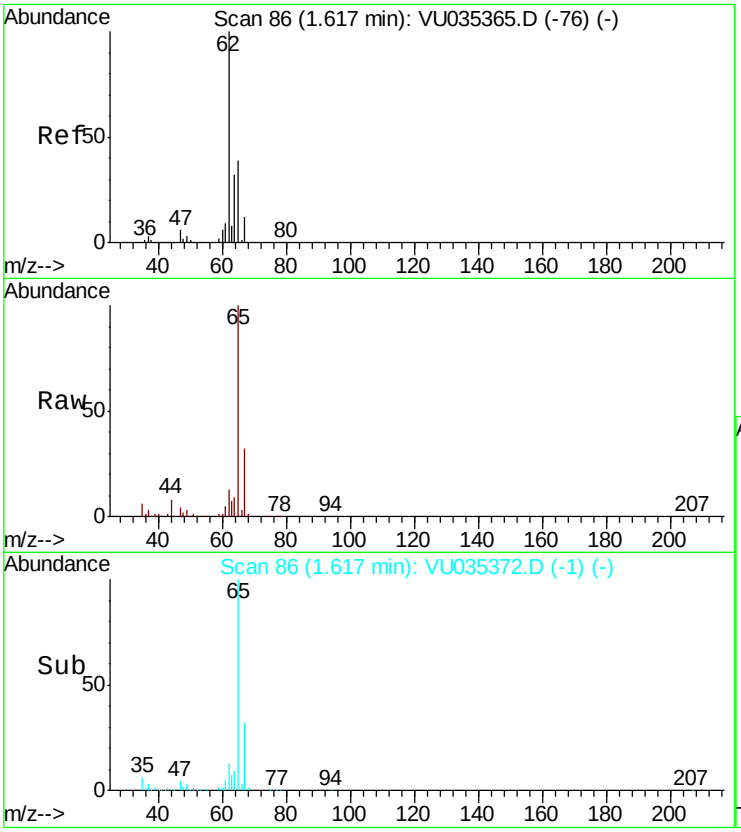

#5
Vinyl chloride
Concen: 0.503 ug/L
RT: 1.62 min Scan# 86
Delta R.T. -0.00 min
Lab File: VU035372.D
Acq: 22 Oct 2019 18:48

Instrument :
MSVOA_U
ClientSampleId :
H0G72DL

Tgt Ion: 62 Resp: 11748

Ion	Ratio	Lower	Upper
62	100		
64	70.8	22.9	42.5#

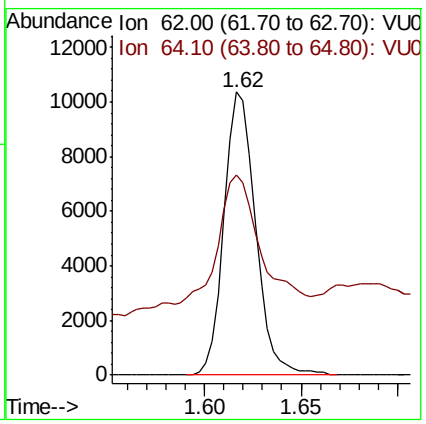

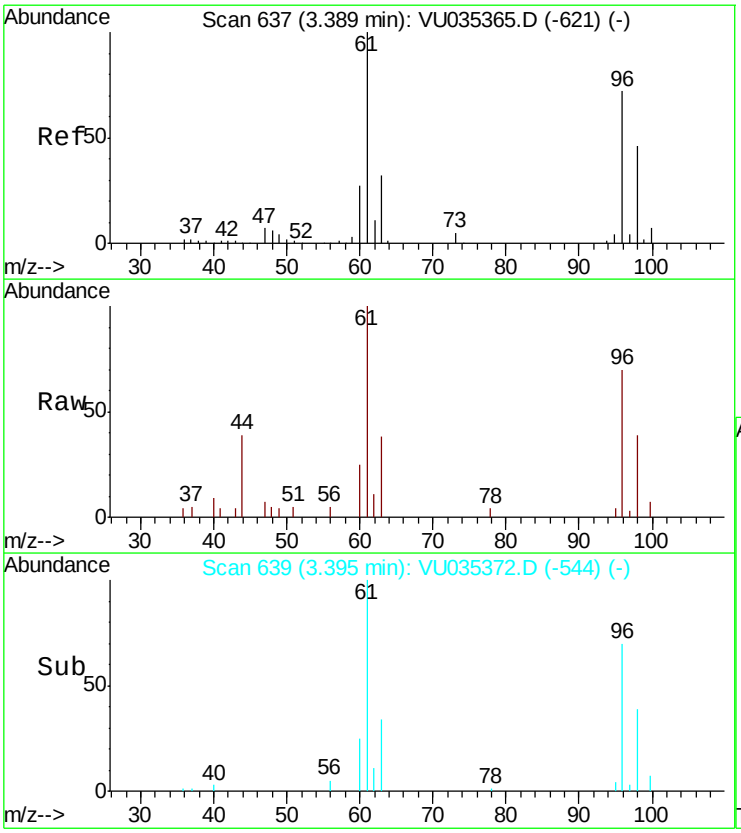

#18
trans-1,2-Dichloroethene
Concen: 0.243 ug/L
RT: 3.39 min Scan# 639
Delta R.T. 0.01 min
Lab File: VU035372.D
Acq: 22 Oct 2019 18:48

Tgt Ion: 96 Resp: 4534

Ion	Ratio	Lower	Upper
96	100		
61	141.9	93.0	172.6
98	55.4	43.7	81.1

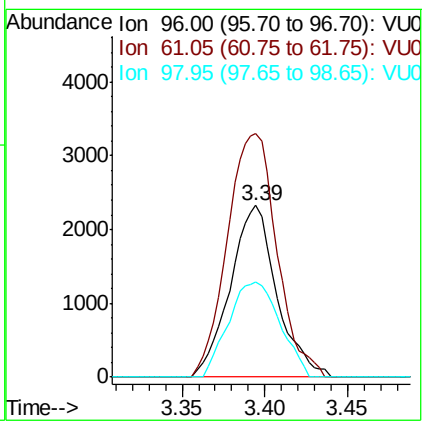

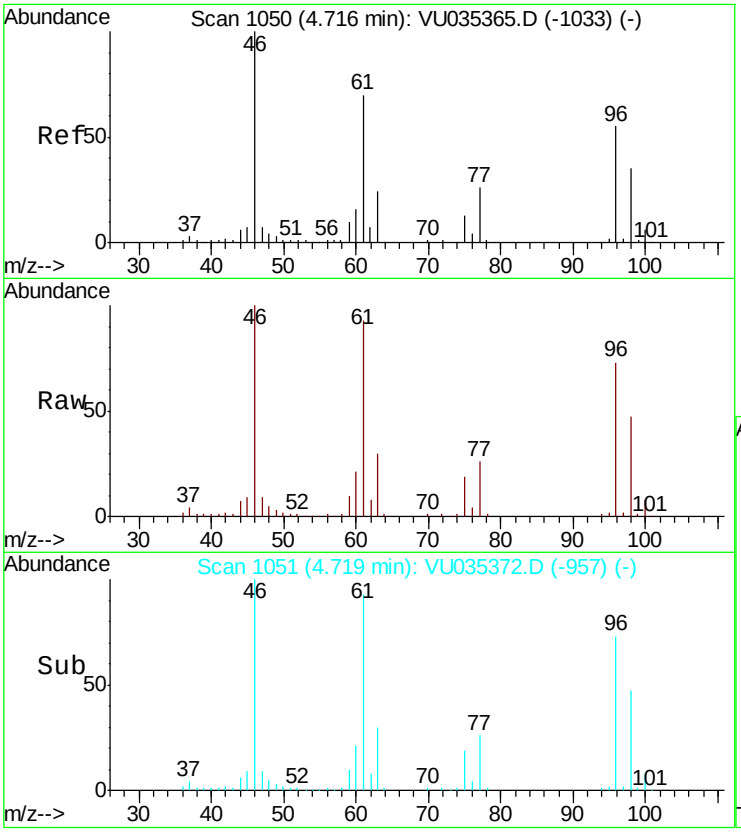

#22
cis-1,2-Dichloroethene
Concen: 6.652 ug/L
RT: 4.72 min Scan# 1051
Delta R.T. 0.00 min
Lab File: VU035372.D
Acq: 22 Oct 2019 18:48

Instrument :
MSVOA_U
ClientSampleId :
H0G72DL

Tgt Ion: 96 Resp: 137234

Ion	Ratio	Lower	Upper
96	100		
61	127.5	89.7	166.5
68	0.0	0.0	0.0

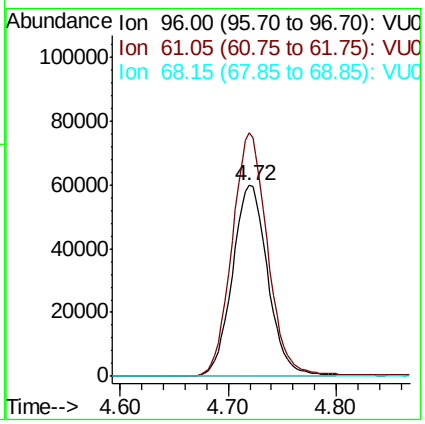

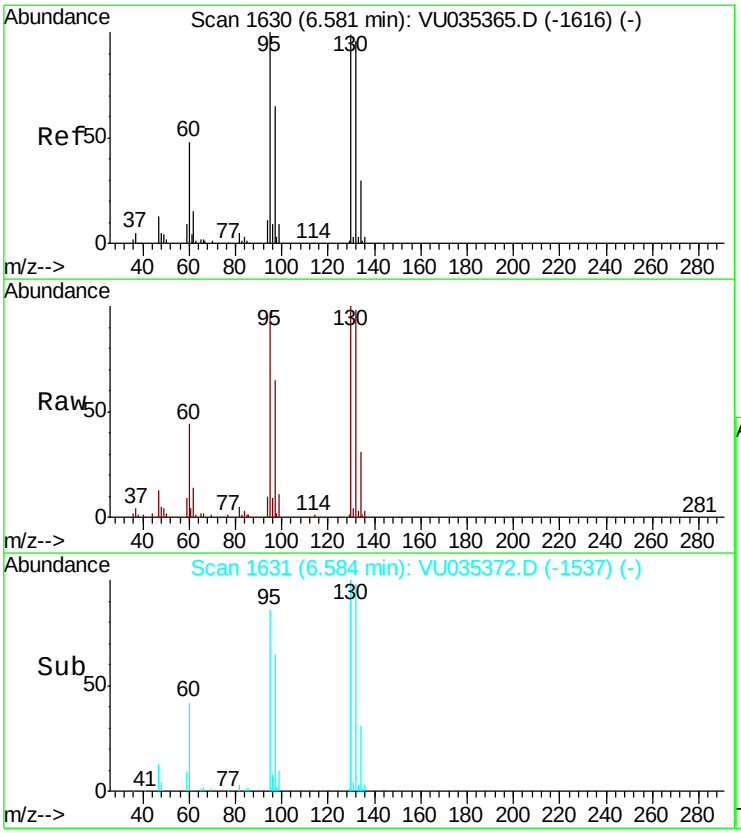

#34
Trichloroethene
Concen: 2.168 ug/L
RT: 6.58 min Scan# 1631
Delta R.T. 0.00 min
Lab File: VU035372.D
Acq: 22 Oct 2019 18:48

Tgt Ion: 95 Resp: 46643
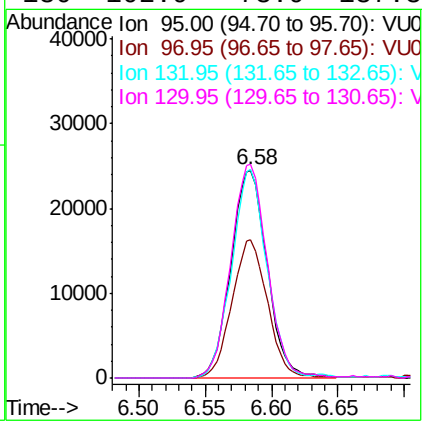
Ion	Ratio	Lower	Upper
95	100		
97	66.4	46.6	86.6
132	100.7	68.7	127.7
130	102.9	73.9	137.3