LSC Area Percent Report

Data Path : Z:\voasrv\HPCHEM1\MSVOA_U\Data\VU110723\
Data File : VU056107.D
Acq On : 07 Nov 2023 18:37
Operator : MD/SY
Sample : O5281-10
Misc : 25.0mL/MSVOA_U/WATER
ALS Vial : 1 Sample Multiplier: 1

Instrument :
MSVOA_U
ClientSampleId :
C0AD1

Integration Parameters: rteint.p
Integrator: RTE
Smoothing : ON Filtering: 5
Sampling : 1 Min Area: 3 % of largest Peak
Start Thrs: 0.1 Max Peaks: 100
Stop Thrs : 0 Peak Location: TOP

If leading or trailing edge < 100 prefer < Baseline drop else tangent >
Peak separation: 5

Method : Z:\voasrv\HPCHEM1\MSVOA_U\Method\SFAMUTR110723WMA.M
Title : TRACE VOA SFAM1.0

Signal : TIC: VU056107.D\data.ms

peak #	R.T. min	first scan	max scan	last scan	PK TY	peak height	corr. area	corr. % max.	% of total
1	1.470	48	56	82	rVB	1411236	1441247	100.00%	11.019%
2	1.596	88	95	112	rVB	185989	233172	16.18%	1.783%
3	1.907	184	192	209	rVB	129176	182013	12.63%	1.392%
4	2.563	380	396	414	rBV	319363	521112	36.16%	3.984%
5	4.621	1025	1036	1074	rBV	168566	473539	32.86%	3.620%
6	4.801	1082	1092	1121	rVB	56087	132002	9.16%	1.009%
7	5.055	1156	1171	1199	rBV	261970	589024	40.87%	4.503%
8	5.721	1355	1378	1415	rBV2	542109	1389397	96.40%	10.622%
9	6.245	1527	1541	1570	rBV	449972	883363	61.29%	6.754%
10	6.685	1664	1678	1708	rBV	313588	630798	43.77%	4.823%
11	7.563	1937	1951	1971	rBV	154623	288476	20.02%	2.205%
12	7.894	2036	2054	2074	rBV	649411	1178675	81.78%	9.011%
13	8.177	2129	2142	2160	rBV2	95143	170554	11.83%	1.304%
14	8.631	2269	2283	2319	rBV2	630480	1300239	90.22%	9.941%
15	9.415	2514	2527	2546	rBV	627093	1112897	77.22%	8.508%
16	9.573	2566	2576	2591	rVB2	10219	19762	1.37%	0.151%
17	10.116	2733	2745	2779	rBV2	86551	161399	11.20%	1.234%
18	10.753	2930	2943	2965	rBV	235404	386186	26.80%	2.953%
19	11.807	3259	3271	3297	rBV	590162	996098	69.11%	7.615%
20	12.190	3376	3390	3415	rBV	582203	989974	68.69%	7.569%

Sum of corrected areas: 13079927

Data Path : Z:\voasrv\HPCHEM1\MSVOA_U\Data\VU110723\
Data File : VU056107.D
Acq On : 07 Nov 2023 18:37
Operator : MD/SY
Sample : O5281-10
Misc : 25.0mL/MSVOA_U/WATER
ALS Vial : 1 Sample Multiplier: 1

Instrument :
MSVOA_U
ClientSampleId :
C0AD1

Quant Method : Z:\voasrv\HPCHEM1\MSVOA_U\Method\SFAMUTR110723WMA.M
Quant Title : TRACE VOA SFAM1.0

TIC Library : C:\Database\NIST20.L
TIC Integration Parameters: LSCINT.P

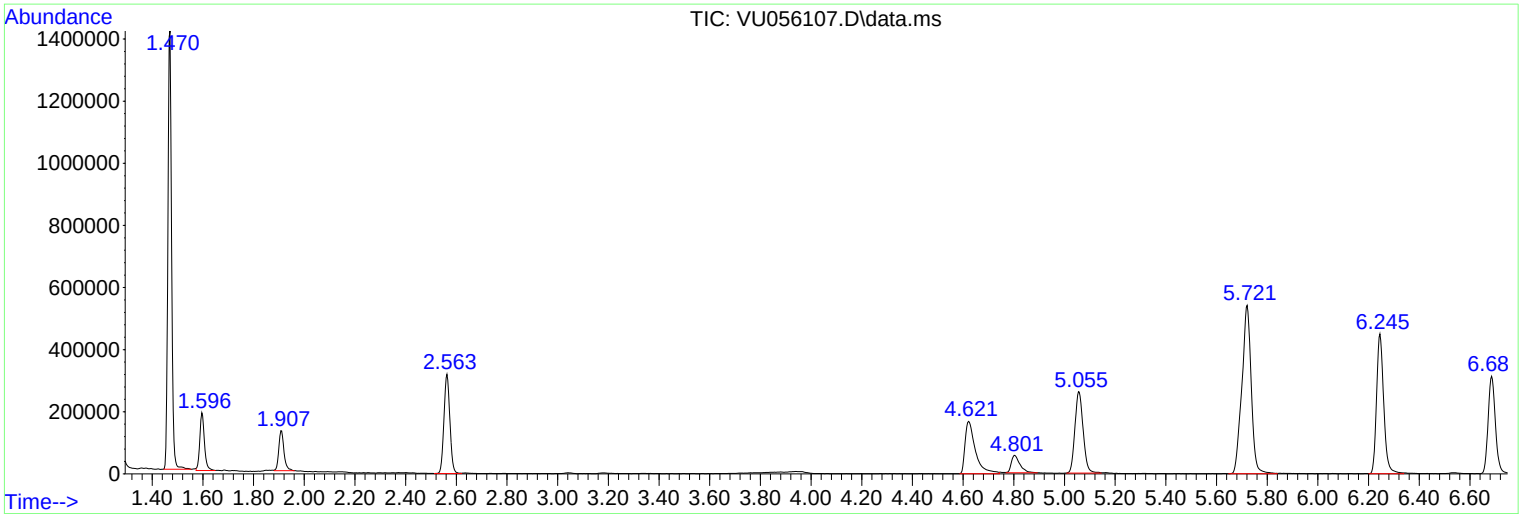

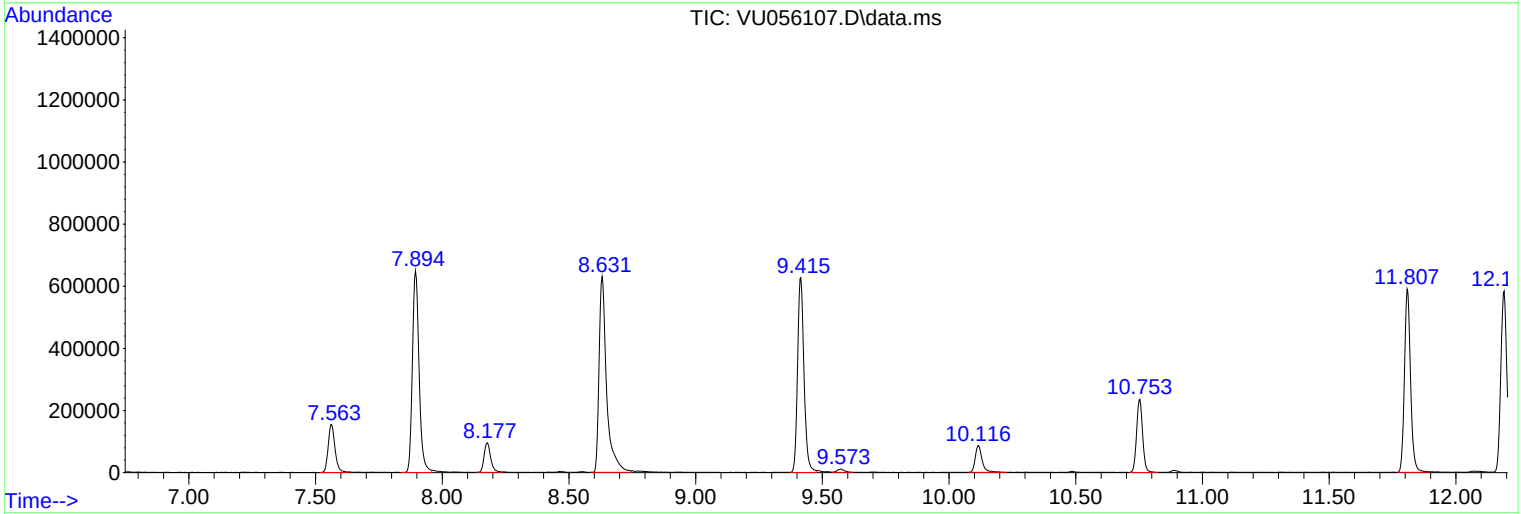

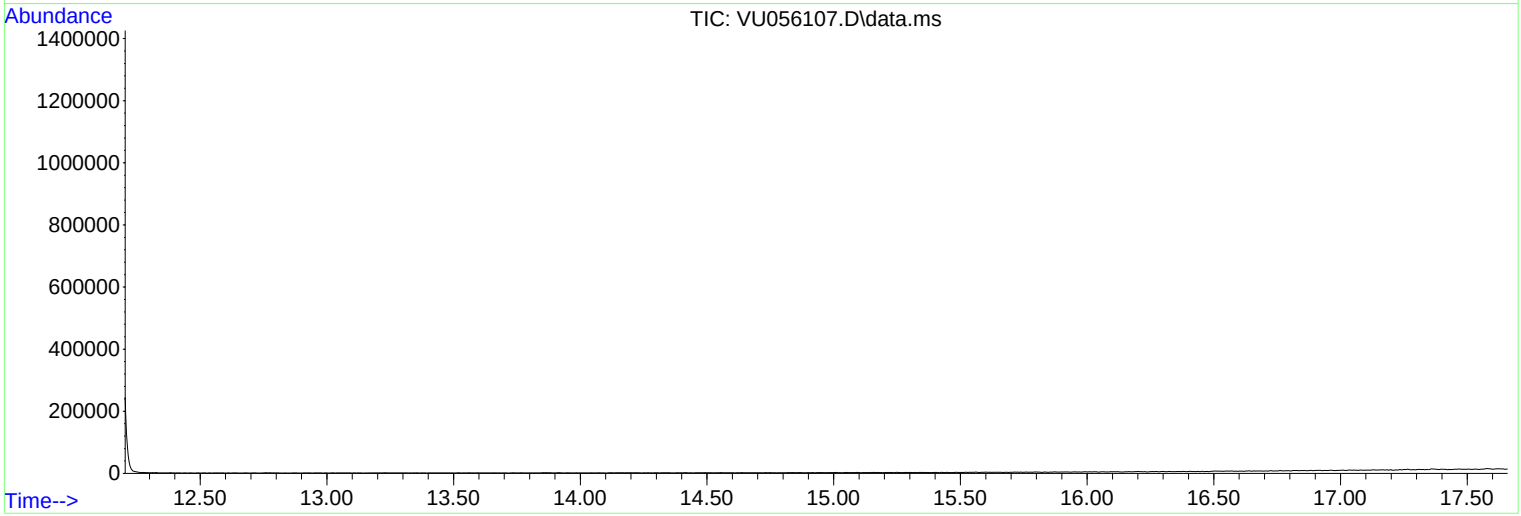

Data Path : Z:\voasrv\HPCHEM1\MSVOA_U\Data\VU110723\
Data File : VU056107.D
Acq On : 07 Nov 2023 18:37
Operator : MD/SY
Sample : O5281-10
Misc : 25.0mL/MSVOA_U/WATER
ALS Vial : 1 Sample Multiplier: 1

Instrument :
MSVOA_U
ClientSampleId :
C0AD1

Quant Method : Z:\voasrv\HPCHEM1\MSVOA_U\Method\SFAMUTR110723WMA.M
Quant Title : TRACE VOA SFAM1.0

TIC Library : C:\Database\NIST20.L
TIC Integration Parameters: LSCINT.P

****

Peak Number 1 unknown-01 Concentration Rank 1

R.T.	EstConc	Area	Relative to ISTD	R.T.
1.470	8.16 ug/L	1441250	1,4-Difluorobenzene	6.245

Hit# of 5	Tentative ID	MW	MolForm	CAS#	Qual
1	Methyl nitrite	61	CH3NO2	000624-91-9	5
2	o-Ethylhydroxylamine	61	C2H7NO	000624-86-2	4
3	Cyanogen chloride	61	CClN	000506-77-4	4
4	Cyanogen chloride	61	CClN	000506-77-4	4
5	Carbonyl sulfide	60	COS	000463-58-1	3

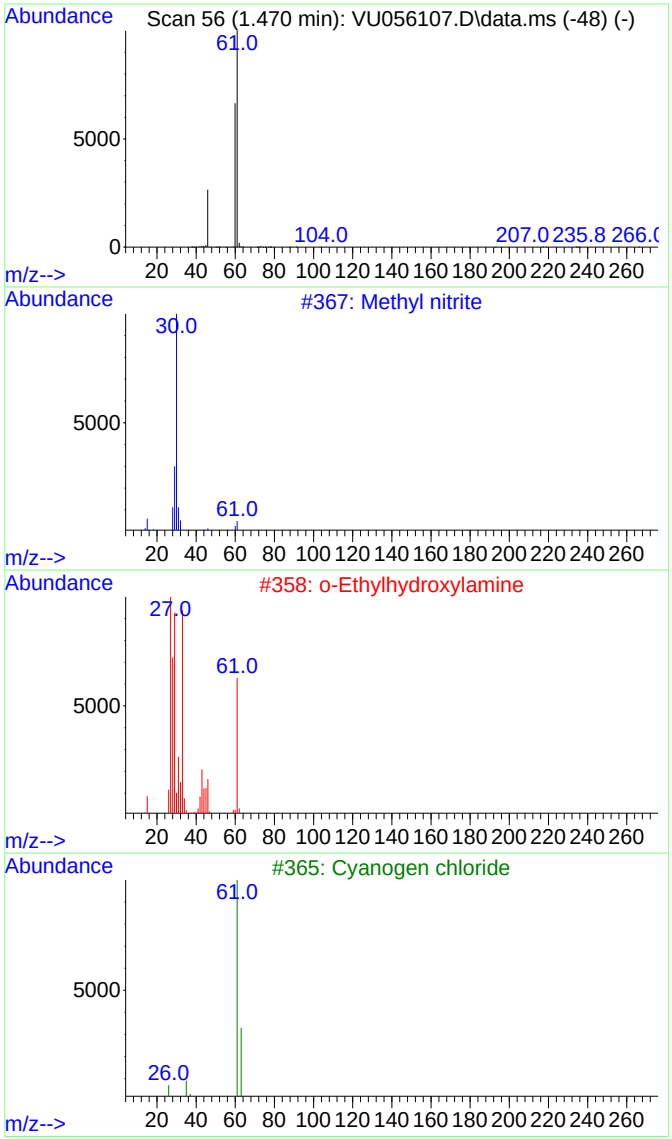

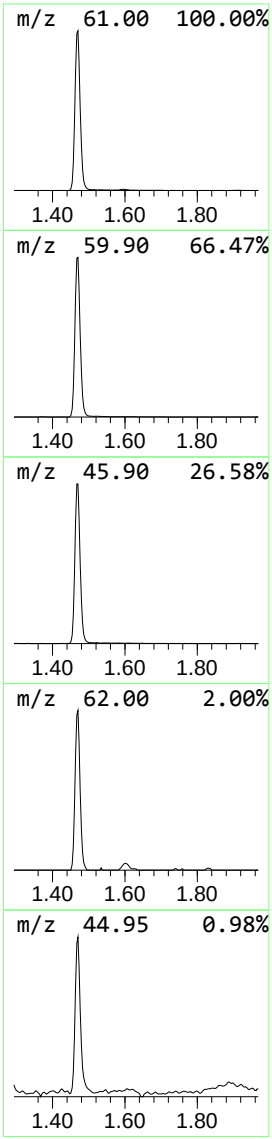

Data Path : Z:\voasrv\HPCHEM1\MSVOA_U\Data\VU110723\
Data File : VU056107.D
Acq On : 07 Nov 2023 18:37
Operator : MD/SY
Sample : O5281-10
Misc : 25.0mL/MSVOA_U/WATER
ALS Vial : 1 Sample Multiplier: 1

Instrument :
MSVOA_U
ClientSampleId :
C0AD1

Quant Method : Z:\voasrv\HPCHEM1\MSVOA_U\Method\SFAMUTR110723WMA.M
Quant Title : TRACE VOA SFAM1.0

TIC Library : C:\Database\NIST20.L
TIC Integration Parameters: LSCINT.P

****
Peak Number 2 Ethyl Acetate Concentration Rank 3

R.T.	EstConc	Area	Relative to ISTD	R.T.
4.801	0.75 ug/L	132002	1,4-Difluorobenzene	6.245

Hit# of 5	Tentative ID	MW	MolForm	CAS#	Qual
1	Ethyl Acetate	88	C4H8O2	000141-78-6	86
2	Ethyl Acetate	88	C4H8O2	000141-78-6	86
3	Ethyl Acetate	88	C4H8O2	000141-78-6	86
4	Ethyl Acetate	88	C4H8O2	000141-78-6	86
5	CH3C(O)CH2CH2OH	88	C4H8O2	000590-90-9	64

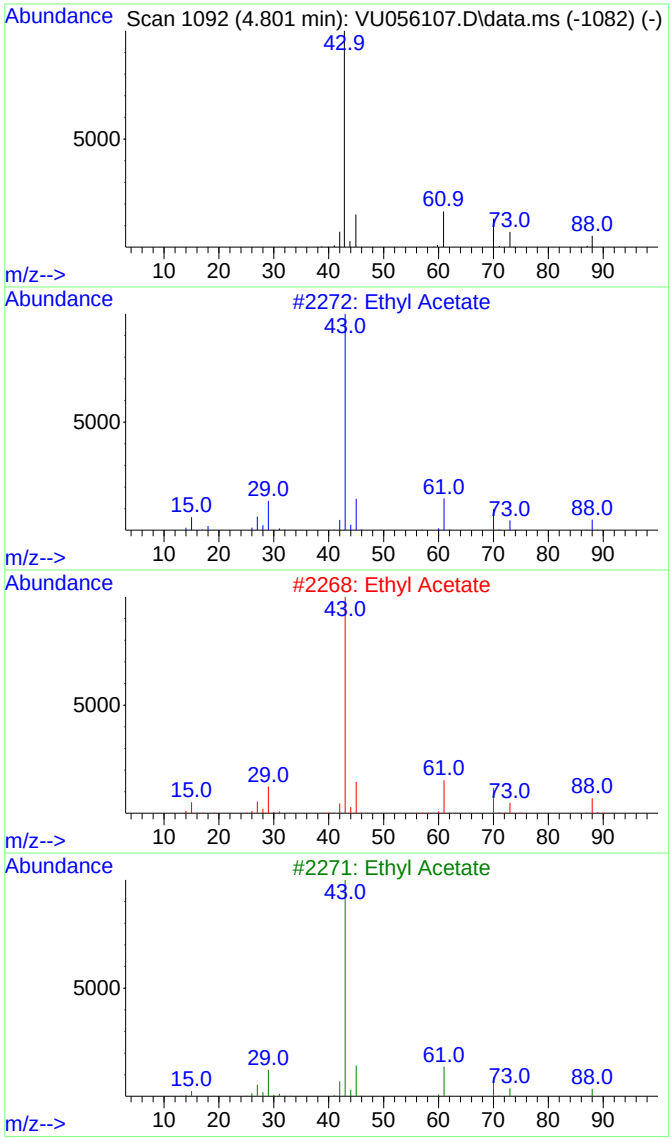

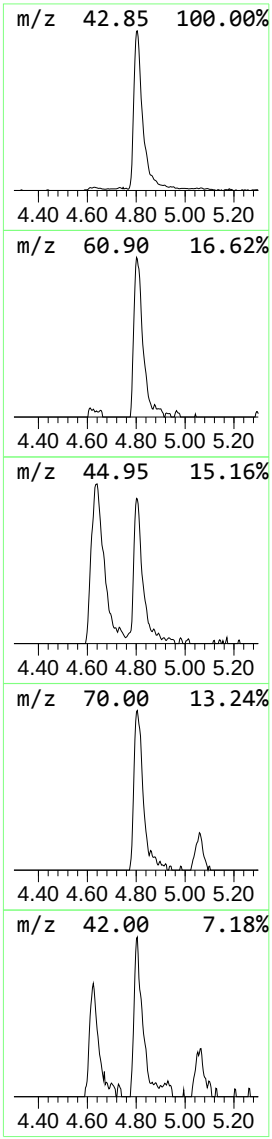

Tentatively Identified Compound (LSC) summary

Data Path : Z:\voasrv\HPCHEM1\MSVOA_U\Data\VU110723\
Data File : VU056107.D
Acq On : 07 Nov 2023 18:37
Operator : MD/SY
Sample : O5281-10
Misc : 25.0mL/MSVOA_U/WATER
ALS Vial : 1 Sample Multiplier: 1

Instrument :
MSVOA_U
ClientSampleId :
C0AD1

Quant Method : Z:\voasrv\HPCHEM1\MSVOA_U\Method\SFAMUTR110723WMA.M
Quant Title : TRACE VOA SFAM1.0

TIC Library : C:\Database\NIST20.L
TIC Integration Parameters: LSCINT.P

TIC Top Hit name	RT	EstConc	Units	Response	Internal Standard #	RT	Resp	Conc
unknown-01	1.470	8.2	ug/L	1441250	1	6.245	883363	5.0
Ethyl Acetate	4.801	0.8	ug/L	132002	1	6.245	883363	5.0