Quantitation Report (QT/LSC Reviewed)

Data Path : Z:\VOASRV\HPCHEM1\MSVOA_U\DATA\VU112619\
Data File : VU035867.D
Acq On : 26 Nov 2019 19:19
Operator : JC/SP
Sample : K6057-14
Misc : 25.0mL/MSVOA_U/WATER
ALS Vial : 23 Sample Multiplier: 1

Instrument :
MSVOA_U
ClientSampleId :
C0AB3

Quant Time: Nov 27 03:54:07 2019
Quant Method : Z:\VOASRV\HPCHEM1\MSVOA_U\METHOD\SOMUTR112119WMA.M
Quant Title : TRACE VOA SOM01.0
QLast Update : Wed Nov 27 03:16:13 2019
Response via : Initial Calibration

Internal Standards	R.T.	QIon	Response	Conc Units	Dev(Min)
1) 1,4-Difluorobenzene	6.29	114	216142	5.00 ug/L	0.00
28) Chlorobenzene-d5	9.45	117	245425	5.00 ug/L	0.00
60) 1,4-Dichlorobenzene-d4	11.84	152	75512	5.00 ug/L	0.00

System Monitoring Compounds					
4) Vinyl Chloride-d3	1.62	65	144146	5.11 ug/L	0.00
Spiked Amount 5.000	Range 40 - 130		Recovery = 102.20%		
7) Chloroethane-d5	1.93	69	133367	5.46 ug/L	0.00
Spiked Amount 5.000	Range 65 - 130		Recovery = 109.20%		
11) 1,1-Dichloroethene-d2	2.60	63	178321	3.40 ug/L	0.00
Spiked Amount 5.000	Range 60 - 125		Recovery = 68.00%		
20) 2-Butanone-d5	4.69	46	280260	42.89 ug/L	0.00
Spiked Amount 50.000	Range 40 - 130		Recovery = 85.78%		
24) Chloroform-d	5.11	84	225581	4.72 ug/L	0.00
Spiked Amount 5.000	Range 70 - 125		Recovery = 94.40%		
26) 1,2-Dichloroethane-d4	5.75	65	131644	4.90 ug/L	0.00
Spiked Amount 5.000	Range 70 - 130		Recovery = 98.00%		
32) Benzene-d6	5.77	84	456889	4.88 ug/L	0.00
Spiked Amount 5.000	Range 70 - 125		Recovery = 97.60%		
36) 1,2-Dichloropropane-d6	6.74	67	152990	4.85 ug/L	0.00
Spiked Amount 5.000	Range 60 - 140		Recovery = 97.00%		
41) Toluene-d8	7.93	98	379374	4.39 ug/L	0.00
Spiked Amount 5.000	Range 70 - 130		Recovery = 87.80%		
43) trans-1,3-Dichloropropene-	8.21	79	52217	4.25 ug/L	0.00
Spiked Amount 5.000	Range 55 - 130		Recovery = 85.00%		
46) 2-Hexanone-d5	8.69	63	247926	50.24 ug/L	0.00
Spiked Amount 50.000	Range 45 - 130		Recovery = 100.48%		
57) 1,1,2,2-Tetrachloroethane-	10.79	84	123832	4.66 ug/L	0.00
Spiked Amount 5.000	Range 65 - 120		Recovery = 93.20%		
64) 1,2-Dichlorobenzene-d4	12.22	152	88351	5.39 ug/L	0.00
Spiked Amount 5.000	Range 80 - 120		Recovery = 107.80%		

Target Compounds					Qvalue
13) Acetone	2.67	43	114325	19.921 ug/L	99
21) 2-Butanone	4.77	43	17326	2.386 ug/L	88
30) Cyclohexane	5.44	56	17315	0.447 ug/L	94
34) Trichloroethene	6.58	95	3993	0.159 ug/L	88

(#) = qualifier out of range (m) = manual integration (+) = signals summed

Quantitation Report (QT/LSC Reviewed)

Data Path : Z:\VOASRV\HPCHEM1\MSVOA_U\DATA\VU112619\
Data File : VU035867.D
Acq On : 26 Nov 2019 19:19
Operator : JC/SP
Sample : K6057-14
Misc : 25.0mL/MSVOA_U/WATER
ALS Vial : 23 Sample Multiplier: 1

Instrument :
MSVOA_U
ClientSampleId :
C0AB3

Quant Time: Nov 27 03:54:07 2019
Quant Method : Z:\VOASRV\HPCHEM1\MSVOA_U\METHOD\SOMUTR112119WMA.M
Quant Title : TRACE VOA SOM01.0
QLast Update : Wed Nov 27 03:16:13 2019
Response via : Initial Calibration

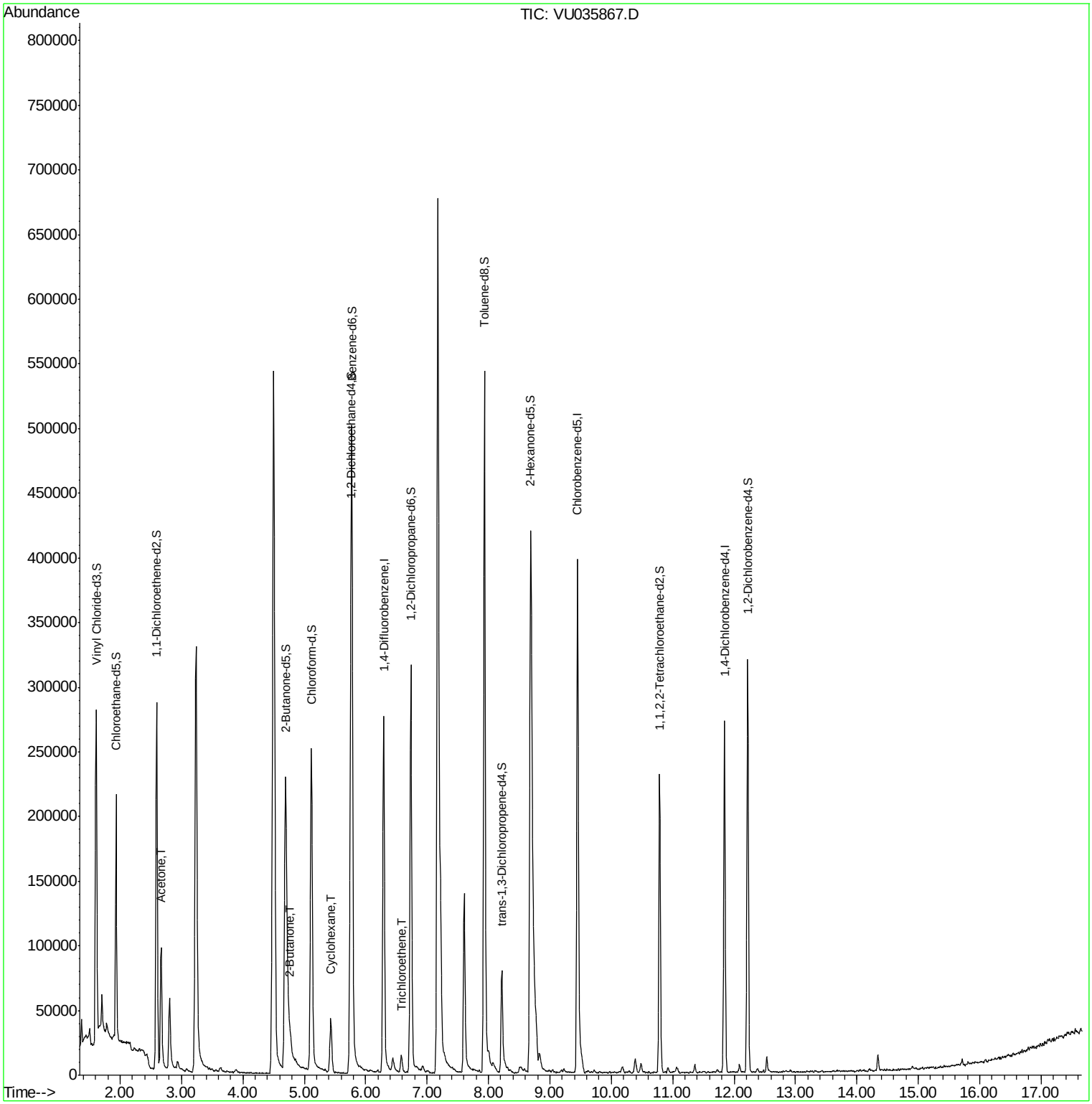

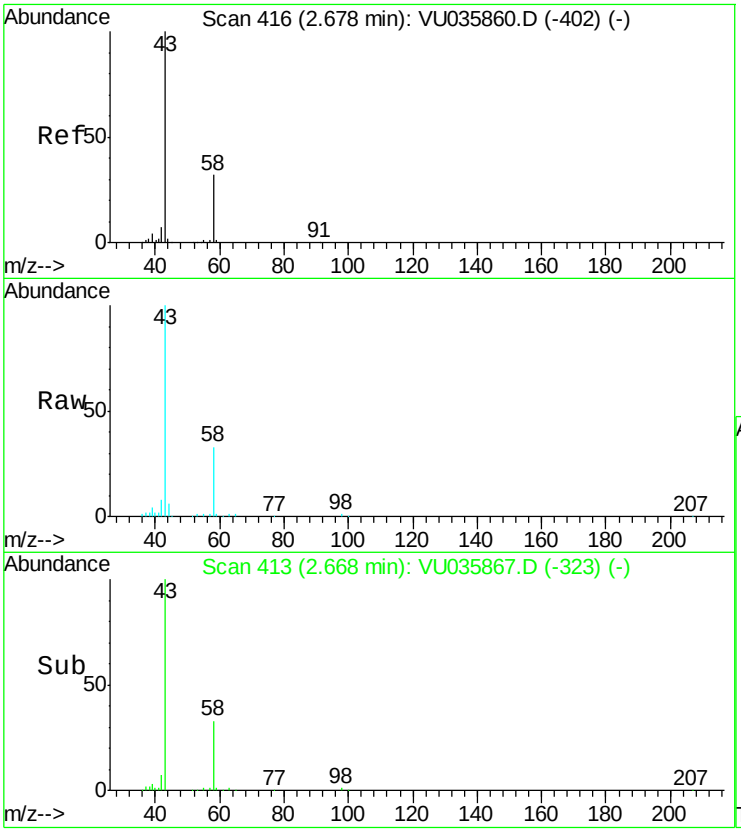

#13
Acetone
Concen: 19.921 ug/L
RT: 2.67 min Scan# 413
Delta R.T. -0.01 min
Lab File: VU035867.D
Acq: 26 Nov 2019 19:19

Instrument :
MSVOA_U
ClientSampleId :
C0AB3

Tgt Ion: 43 Resp: 114325

Ion	Ratio	Lower	Upper
43	100		
58	31.0	0.0	61.2

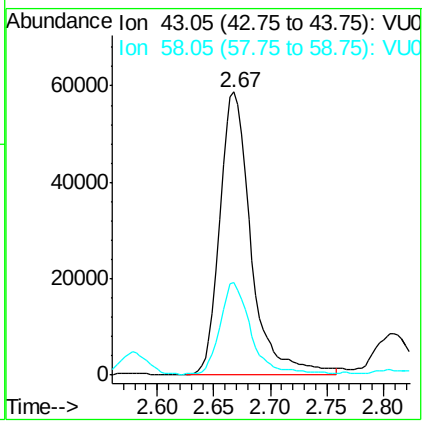

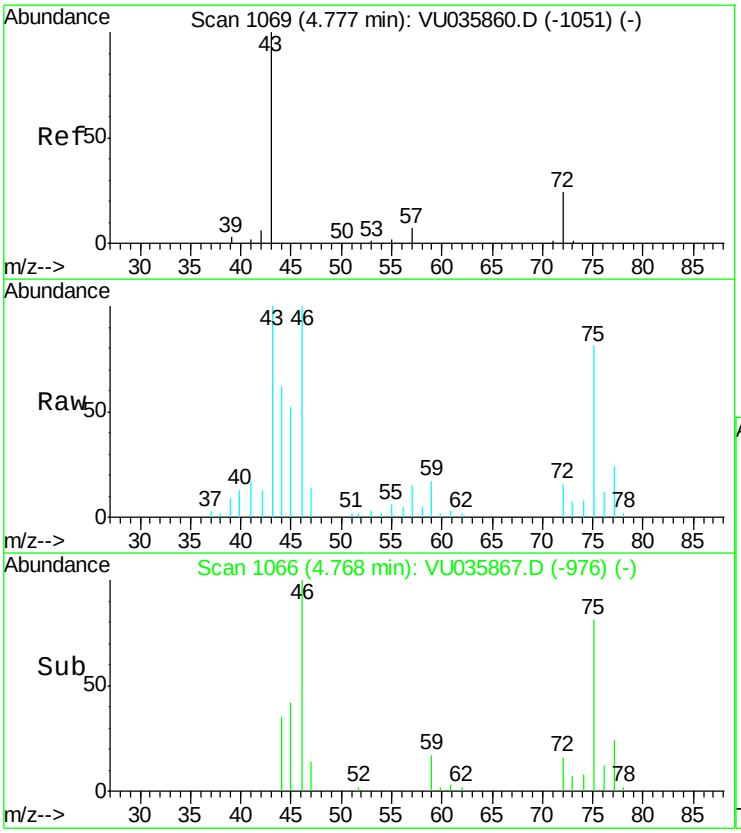

#21
2-Butanone
Concen: 2.386 ug/L
RT: 4.77 min Scan# 1066
Delta R.T. -0.01 min
Lab File: VU035867.D
Acq: 26 Nov 2019 19:19

Tgt Ion: 43 Resp: 17326

Ion	Ratio	Lower	Upper
43	100		
72	19.0	12.4	37.4

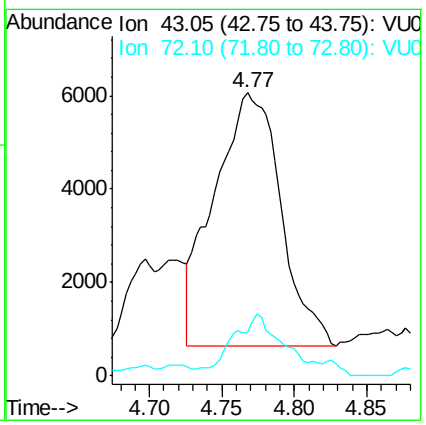

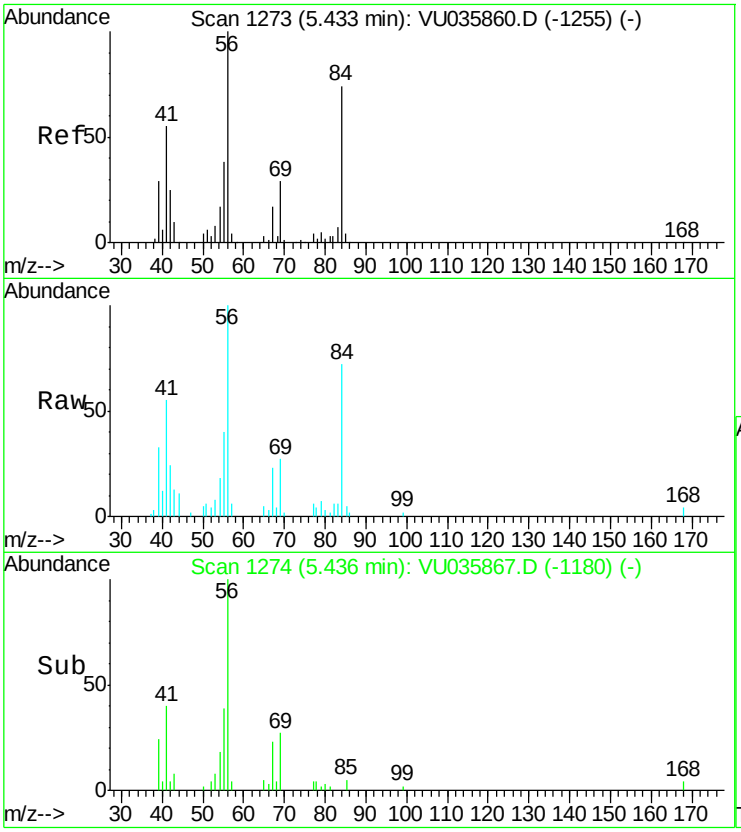

#30
Cyclohexane
Concen: 0.447 ug/L
RT: 5.44 min Scan# 1274
Delta R.T. 0.00 min
Lab File: VU035867.D
Acq: 26 Nov 2019 19:19

Instrument :
MSVOA_U
ClientSampleId :
C0AB3

Tgt Ion: 56 Resp: 17315

Ion	Ratio	Lower	Upper
56	100		
69	30.1	24.0	36.0
84	84.9	62.1	93.1

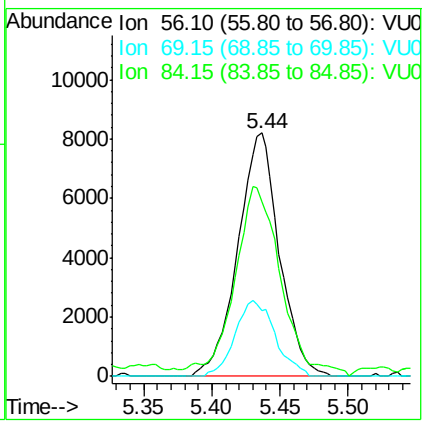

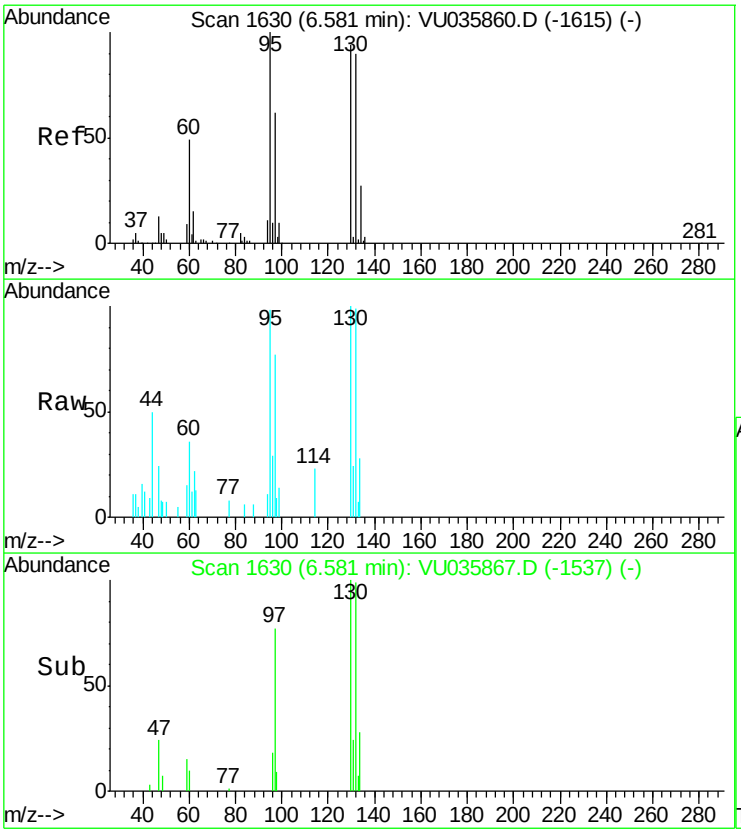

#34
Trichloroethene
Concen: 0.159 ug/L
RT: 6.58 min Scan# 1630
Delta R.T. -0.00 min
Lab File: VU035867.D
Acq: 26 Nov 2019 19:19

Tgt Ion: 95 Resp: 3993
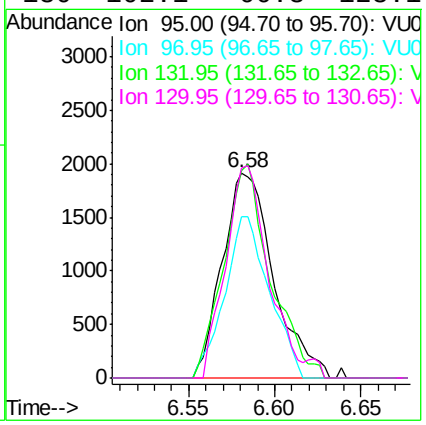
Ion	Ratio	Lower	Upper
95	100		
97	78.2	45.1	83.9
132	100.8	61.9	114.9
130	102.1	66.3	123.1