LSC Area Percent Report

Data Path : Z:\VOASRV\HPCHEM1\MSVOA_U\DATA\VU112619\
Data File : VU035871.D
Acq On : 26 Nov 2019 20:56
Operator : JC/SP
Sample : K6057-04
Misc : 25.0mL/MSVOA_U/WATER
ALS Vial : 27 Sample Multiplier: 1

Instrument :
MSVOA_U
ClientSampleId :
C0AA3

Integration Parameters: rteint.p
Integrator: RTE
Smoothing : ON Filtering: 5
Sampling : 1 Min Area: 3 % of largest Peak
Start Thrs: 0.1 Max Peaks: 100
Stop Thrs : 0 Peak Location: TOP

If leading or trailing edge < 100 prefer < Baseline drop else tangent >
Peak separation: 5

Method : Z:\VOASRV\HPCHEM1\MSVOA_U\METHOD\SOMUTR112119WMA.M
Title : TRACE VOA SOM01.0

Signal : TIC

peak #	R.T. min	first scan	max scan	last scan	PK TY	peak height	corr. area	corr. % max.	% of total
1	1.617	78	86	98	rBV	211005	243707	18.84%	2.470%
2	1.932	177	184	199	rVB	192263	253309	19.58%	2.568%
3	2.597	375	391	404	rBV	276767	464707	35.92%	4.710%
4	2.668	407	413	425	rVB2	13389	22524	1.74%	0.228%
5	2.803	440	455	471	rBV	57448	117649	9.09%	1.193%
6	3.234	570	589	608	rBV	62019	146931	11.36%	1.489%
7	4.694	1026	1043	1081	rBV4	200023	652609	50.45%	6.615%
8	5.115	1154	1174	1198	rBV	233899	559540	43.25%	5.672%
9	5.771	1357	1378	1408	rBV2	490087	1293601	100.00%	13.112%
10	6.292	1523	1540	1561	rBV	277600	554025	42.83%	5.616%
11	6.581	1619	1630	1640	rVB9	9333	17563	1.36%	0.178%
12	6.736	1658	1678	1698	rBV	312455	637720	49.30%	6.464%
13	7.604	1935	1948	1972	rBV	124746	247292	19.12%	2.507%
14	7.935	2038	2051	2087	rBV	491355	932346	72.07%	9.451%
15	8.218	2126	2139	2160	rBV	70761	151723	11.73%	1.538%
16	8.510	2220	2230	2242	rBV2	16380	32313	2.50%	0.328%
17	8.690	2270	2286	2329	rBV2	363418	1288790	99.63%	13.064%
18	9.449	2509	2522	2558	rBV	401354	813027	62.85%	8.241%
19	10.787	2926	2938	2956	rBV	218685	386304	29.86%	3.916%
20	10.925	2967	2981	2996	rVB3	30175	54259	4.19%	0.550%
21	11.845	3252	3267	3284	rBV2	262109	465738	36.00%	4.721%
22	12.224	3372	3385	3400	rBV	307441	529881	40.96%	5.371%

Sum of corrected areas: 9865558

LSC Report - Integrated Chromatogram

Data Path : Z:\VOASRV\HPCHEM1\MSVOA_U\DATA\VU112619\
Data File : VU035871.D
Acq On : 26 Nov 2019 20:56
Operator : JC/SP
Sample : K6057-04
Misc : 25.0mL/MSVOA_U/WATER
ALS Vial : 27 Sample Multiplier: 1

Instrument :
MSVOA_U
ClientSampleId :
C0AA3

Quant Method : Z:\VOASRV\HPCHEM1\MSVOA_U\METHOD\SOMUTR112119WMA.M
Quant Title : TRACE VOA SOM01.0

TIC Library : C:\DATABASE\NIST11.L
TIC Integration Parameters: LSCINT.P

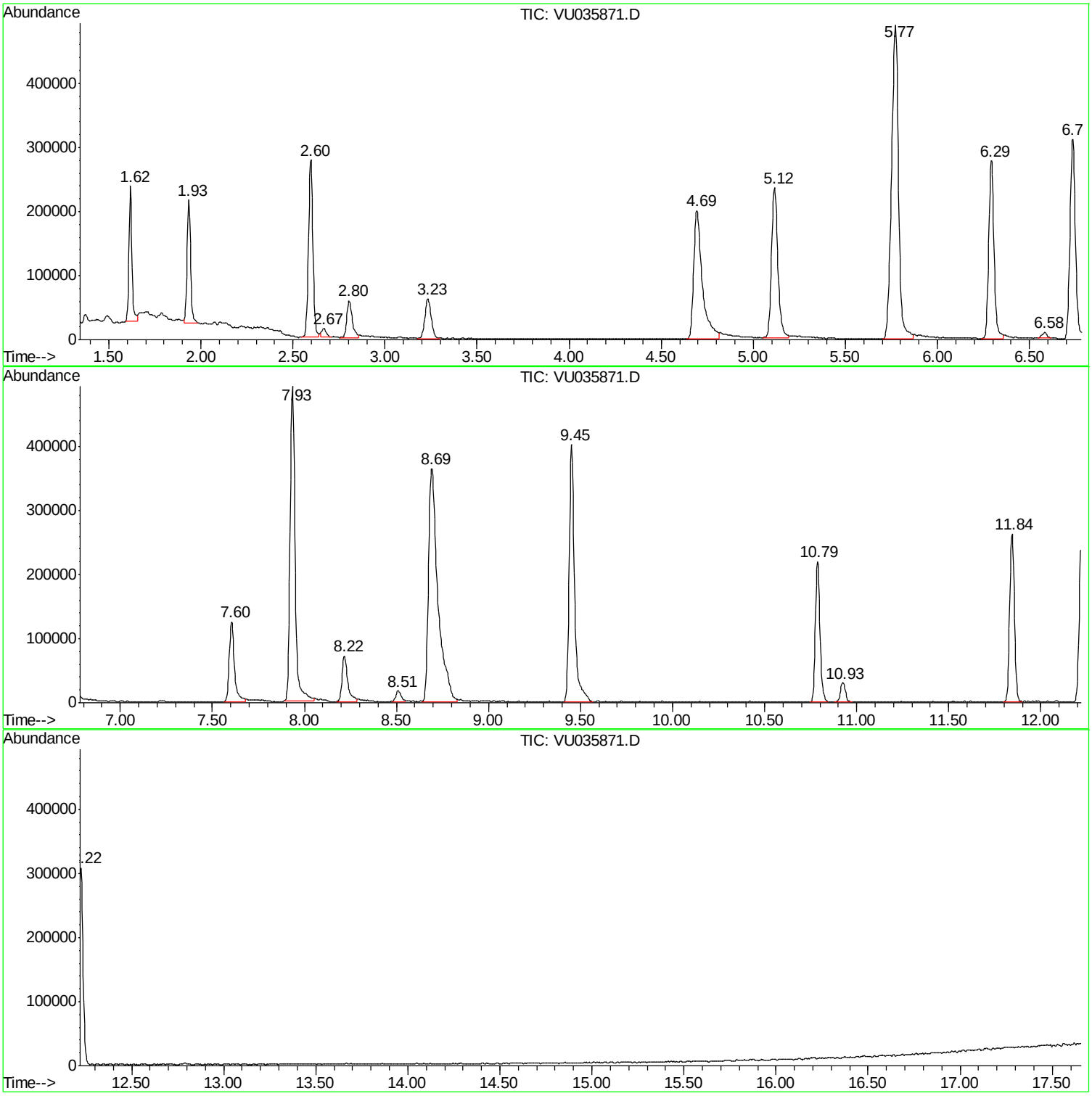

Library Search Compound Report

Data Path : Z:\VOASRV\HPCHEM1\MSVOA_U\DATA\VU112619\
Data File : VU035871.D
Acq On : 26 Nov 2019 20:56
Operator : JC/SP
Sample : K6057-04
Misc : 25.0mL/MSVOA_U/WATER
ALS Vial : 27 Sample Multiplier: 1

Instrument :
MSVOA_U
ClientSampleId :
C0AA3

Quant Method : Z:\VOASRV\HPCHEM1\MSVOA_U\METHOD\SOMUTR112119WMA.M
Quant Title : TRACE VOA SOM01.0

TIC Library : C:\DATABASE\NIST11.L
TIC Integration Parameters: LSCINT.P

****

Peak Number 1 Isopropyl Alcohol Concentration Rank 3

R.T.	EstConc	Area	Relative to ISTD	R.T.
2.80	1.06 ug/L	117649	1,4-Difluorobenzene	6.29

Hit# of 5	Tentative ID	MW	MolForm	CAS#	Qual
1	Isopropyl Alcohol	60	C3H8O	000067-63-0	80
2	Isopropyl Alcohol	60	C3H8O	000067-63-0	78
3	Isopropyl Alcohol	60	C3H8O	000067-63-0	78
4	Isopropyl Alcohol	60	C3H8O	000067-63-0	56
5	2-Methyl-4-methoxy-1-butanol	118	C6H14O2	071052-94-3	9

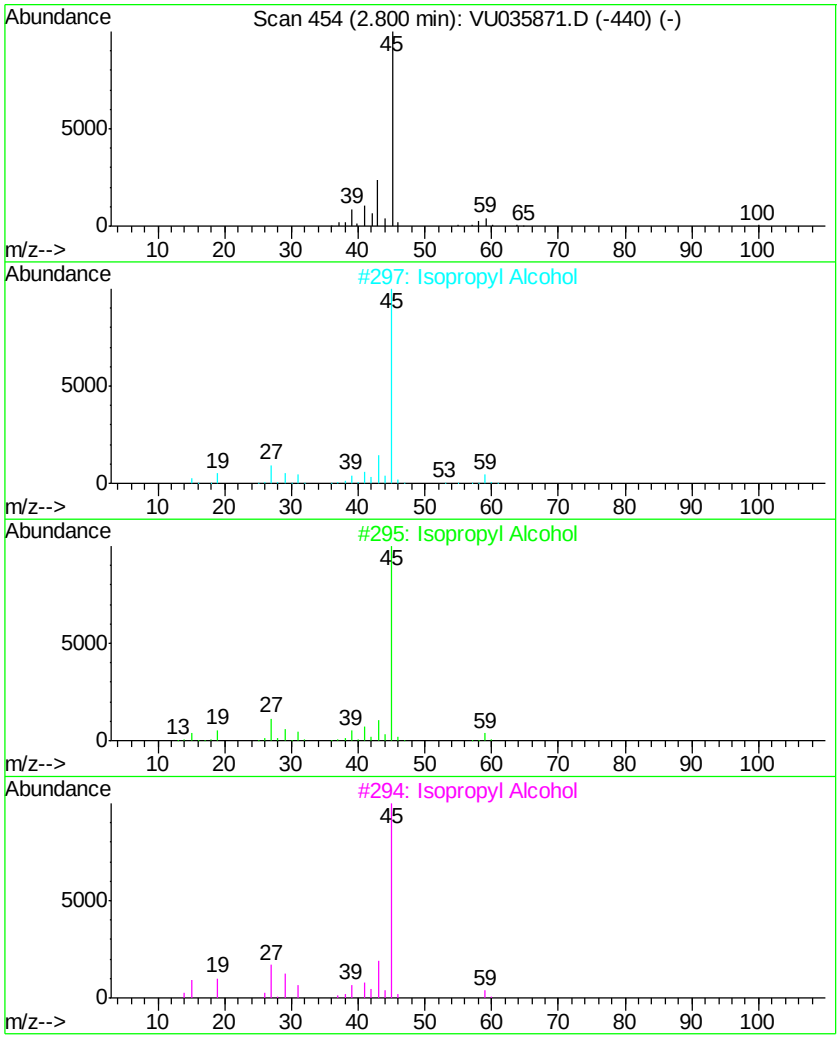

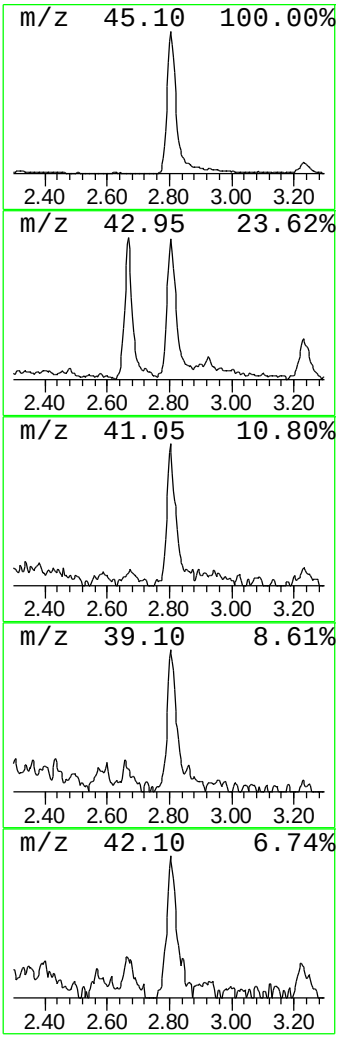

Tentatively Identified Compound (LSC) summary

Data Path : Z:\VOASRV\HPCHEM1\MSVOA_U\DATA\VU112619\
Data File : VU035871.D
Acq On : 26 Nov 2019 20:56
Operator : JC/SP
Sample : K6057-04
Misc : 25.0mL/MSVOA_U/WATER
ALS Vial : 27 Sample Multiplier: 1

Instrument :
MSVOA_U
ClientSampleId :
C0AA3

Quant Method : Z:\VOASRV\HPCHEM1\MSVOA_U\METHOD\SOMUTR112119WMA.M
Quant Title : TRACE VOA SOM01.0

TIC Library : C:\DATABASE\NIST11.L
TIC Integration Parameters: LSCINT.P

TIC Top Hit name	RT	EstConc	Units	Response	Internal Standard #	RT	Resp	Conc
Isopropyl Alcohol	2.80	1.1	ug/L	117649	1	6.29	554025	5.0