LSC Area Percent Report

Data Path : Z:\VOASRV\HPCHEM1\MSVOA U\DATA\VU121619\
Data File : VU036244.D
Acq On : 16 Dec 2019 19:20
Operator : JC/MD
Sample : K6275-10
Misc : 25.0mL/MSVOA U/WATER
ALS Vial : 22 Sample Multiplier: 1

Instrument :
MSVOA_U
ClientSampleId :
BFDS6

Integration Parameters: rteint.p
Integrator: RTE
Smoothing : ON Filtering: 5
Sampling : 1 Min Area: 3 % of largest Peak
Start Thrs: 0.1 Max Peaks: 100
Stop Thrs : 0 Peak Location: TOP

If leading or trailing edge < 100 prefer < Baseline drop else tangent >
Peak separation: 5

Method : Z:\VOASRV\HPCHEM1\MSVOA_U\METHOD\SOMUTR121319WMA.M
Title : TRACE VOA SOM01.0

Signal : TIC

peak #	R.T. min	first scan	max scan	last scan	PK TY	peak height	corr. area	corr. % max.	% of total
1	1.369	3	9	22	rBV	712665	702256	2.24%	1.742%
2	1.613	74	85	94	rBV3	345574	552987	1.76%	1.372%
3	2.160	245	255	268	rBV	1163436	1742363	5.55%	4.323%
4	4.687	1025	1041	1086	rBV2	127033	467302	1.49%	1.159%
5	5.112	1153	1173	1198	rBV2	161820	389580	1.24%	0.967%
6	5.771	1357	1378	1404	rBV2	307453	821842	2.62%	2.039%
7	6.292	1526	1540	1560	rBV	287110	560485	1.78%	1.391%
8	6.584	1613	1631	1666	rBV	16769990	31405163	100.00%	77.920%
9	6.732	1668	1677	1696	rVB	214949	480625	1.53%	1.192%
10	7.931	2034	2050	2066	rBV	338559	619434	1.97%	1.537%
11	8.687	2268	2285	2322	rBV	311212	873367	2.78%	2.167%
12	9.449	2508	2522	2559	rBV	395137	758725	2.42%	1.882%
13	11.838	3253	3265	3283	rBV	270265	474696	1.51%	1.178%
14	12.221	3370	3384	3398	rBV	264588	455580	1.45%	1.130%

Sum of corrected areas: 40304405

LSC Report - Integrated Chromatogram

Data Path : Z:\VOASRV\HPCHEM1\MSVOA U\DATA\VU121619\
Data File : VU036244.D
Acq On : 16 Dec 2019 19:20
Operator : JC/MD
Sample : K6275-10
Misc : 25.0mL/MSVOA U/WATER
ALS Vial : 22 Sample Multiplier: 1

Instrument :
MSVOA_U
ClientSampleId :
BFDS6

Quant Method : Z:\VOASRV\HPCHEM1\MSVOA_U\METHOD\SOMUTR121319WMA.M
Quant Title : TRACE VOA SOM01.0

TIC Library : C:\DATABASE\NIST11.L
TIC Integration Parameters: LSCINT.P

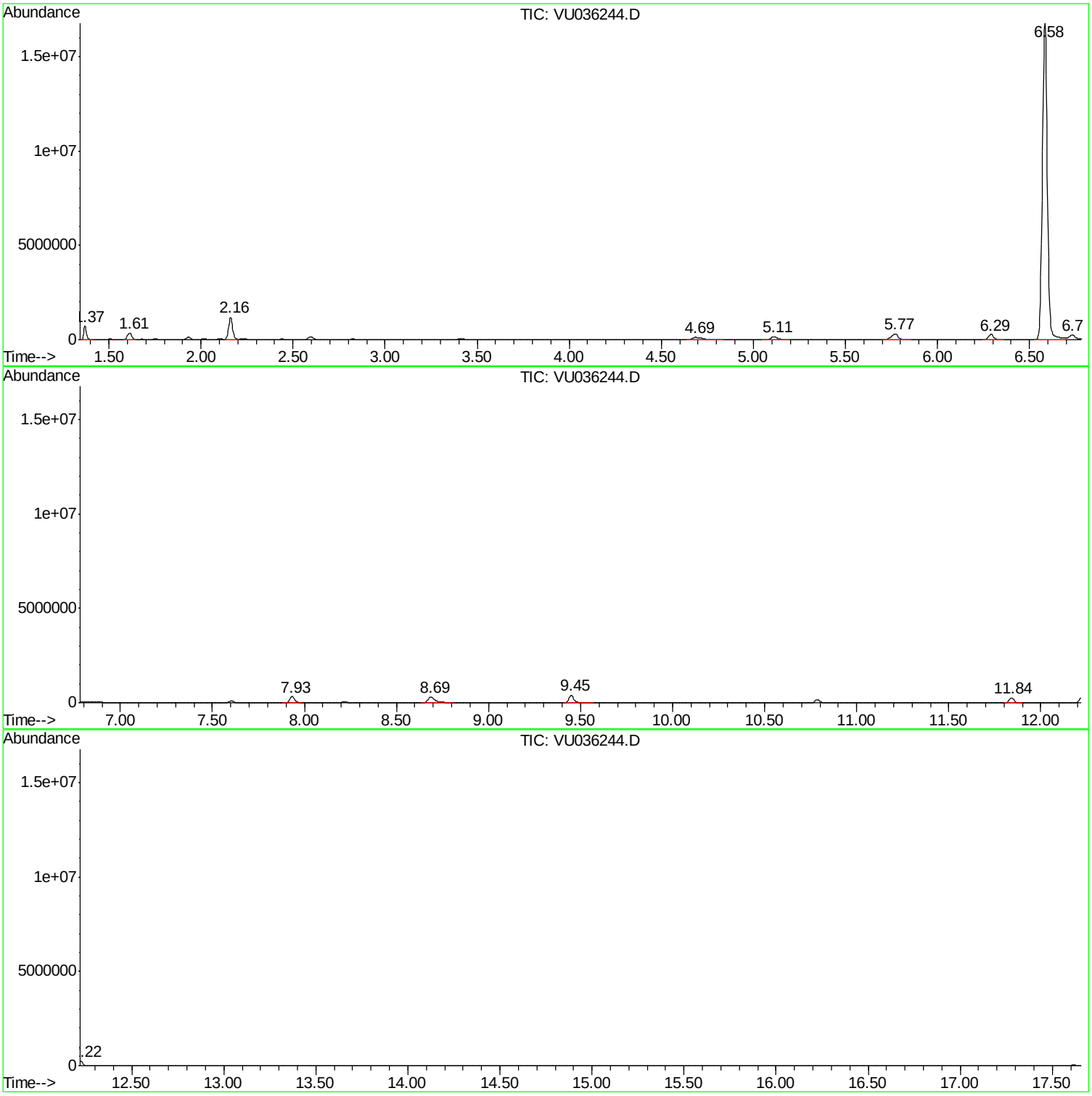

Library Search Compound Report

Data Path : Z:\VOASRV\HPCHEM1\MSVOA U\DATA\VU121619\
Data File : VU036244.D
Acq On : 16 Dec 2019 19:20
Operator : JC/MD
Sample : K6275-10
Misc : 25.0mL/MSVOA U/WATER
ALS Vial : 22 Sample Multiplier: 1

Instrument :
MSVOA_U
ClientSampleId :
BFDS6

Quant Method : Z:\VOASRV\HPCHEM1\MSVOA_U\METHOD\SOMUTR121319WMA.M
Quant Title : TRACE VOA SOM01.0

TIC Library : C:\DATABASE\NIST11.L
TIC Integration Parameters: LSCINT.P

****
Peak Number 1 (DEL) Alkane: Cyclic1.37 Concentration Rank 1

R.T.	EstConc	Area	Relative to ISTD	R.T.
1.37	6.26 ug/L	702256	1,4-Difluorobenzene	6.29

Hit# of 5	Tentative ID	MW	MolForm	CAS#	Qual
1	Propene	42	C3H6	000115-07-1	90
2	Propene	42	C3H6	000115-07-1	42
3	Cyclopropane	42	C3H6	000075-19-4	9
4	Cyclopropene	40	C3H4	002781-85-3	9
5	Cyclopropane	42	C3H6	000075-19-4	7

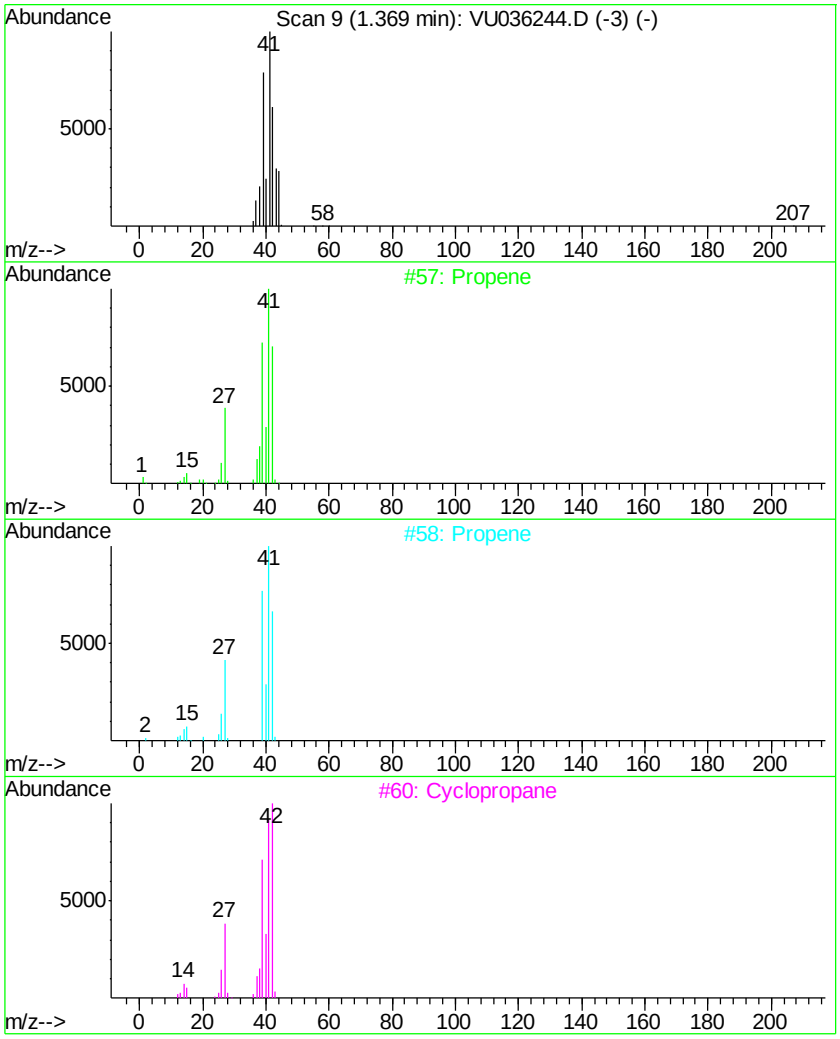

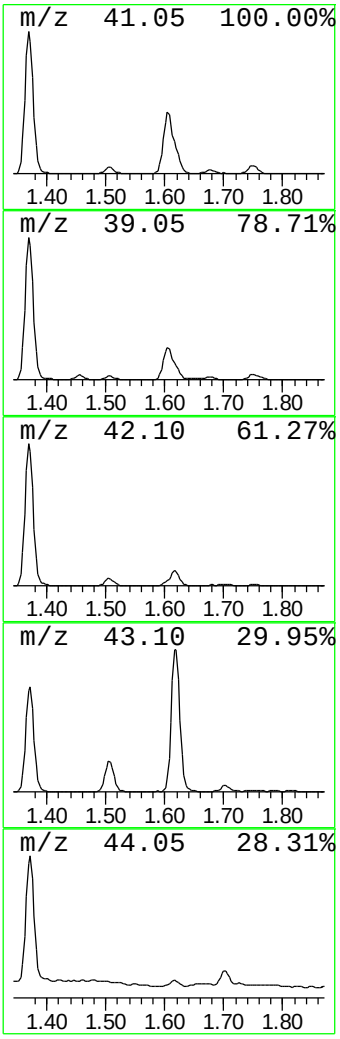

Tentatively Identified Compound (LSC) summary

Data Path : Z:\VOASRV\HPCHEM1\MSVOA_U\DATA\VU121619\
Data File : VU036244.D
Acq On : 16 Dec 2019 19:20
Operator : JC/MD
Sample : K6275-10
Misc : 25.0mL/MSVOA_U/WATER
ALS Vial : 22 Sample Multiplier: 1

Instrument :
MSVOA_U
ClientSampleId :
BFDS6

Quant Method : Z:\VOASRV\HPCHEM1\MSVOA_U\METHOD\SOMUTR121319WMA.M
Quant Title : TRACE VOA SOM01.0

TIC Library : C:\DATABASE\NIST11.L
TIC Integration Parameters: LSCINT.P

TIC Top Hit name	RT	EstConc	Units	Response	Internal Standard #	RT	Resp	Conc
(DEL) Alkane: Cyc...	1.37	6.3	ug/L	702256	1	6.29	560485	5.0