

Data Path : Z:\voasrv\HPCHEM1\MSVOA_U\Data\VU100522\
 Data File : VU051139.D
 Acq On : 05 Oct 2022 19:56
 Operator : JC/MD
 Sample : N4858-08
 Misc : 5.0mL/MSVOA_U/WATER
 ALS Vial : 27 Sample Multiplier: 1

Instrument :
 MSVOA_U
 ClientSampleId :
 BGSK3

Quant Time: Oct 06 03:06:44 2022
 Quant Method : Z:\voasrv\HPCHEM1\MSVOA_U\Method\SFAMULM092922WMA.M
 Quant Title : VOC Analysis
 QLast Update : Thu Oct 06 02:55:50 2022
 Response via : Initial Calibration

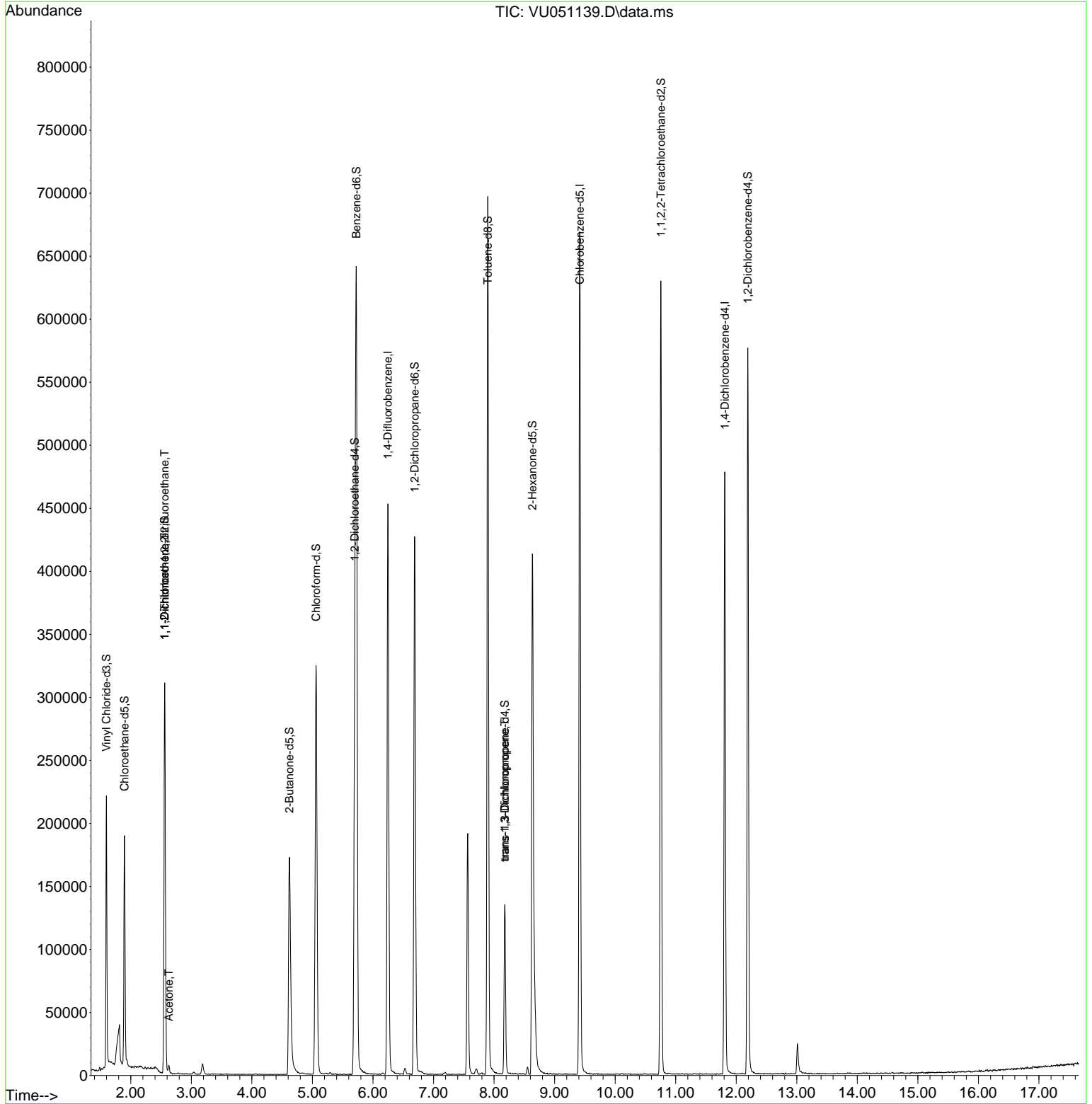
Compound	R.T.	QIon	Response	Conc	Units	Dev(Min)
Internal Standards						
1) 1,4-Difluorobenzene	6.247	114	361543	50.000	ug/L	0.00
28) Chlorobenzene-d5	9.417	117	378208	50.000	ug/L	0.00
58) 1,4-Dichlorobenzene-d4	11.812	152	129086	50.000	ug/L	0.00
System Monitoring Compounds						
4) Vinyl Chloride-d3	1.597	65	145907	39.821	ug/L	0.00
Spiked Amount	50.000	Range 60 - 135	Recovery =	79.640%		
7) Chloroethane-d5	1.896	69	140731	41.347	ug/L	0.00
Spiked Amount	50.000	Range 70 - 130	Recovery =	82.700%		
11) 1,1-Dichloroethene-d2	2.559	63	185048	34.190	ug/L	0.00
Spiked Amount	50.000	Range 60 - 125	Recovery =	68.380%		
21) 2-Butanone-d5	4.620	46	245397	103.262	ug/L	0.00
Spiked Amount	100.000	Range 40 - 130	Recovery =	103.260%		
24) Chloroform-d	5.060	84	305703	51.786	ug/L	0.00
Spiked Amount	50.000	Range 70 - 125	Recovery =	103.580%		
26) 1,2-Dichloroethane-d4	5.700	65	198462	54.315	ug/L	0.00
Spiked Amount	50.000	Range 70 - 125	Recovery =	108.640%		
32) Benzene-d6	5.726	84	595898	53.804	ug/L	0.00
Spiked Amount	50.000	Range 70 - 125	Recovery =	107.600%		
36) 1,2-Dichloropropane-d6	6.687	67	209581	58.316	ug/L	0.00
Spiked Amount	50.000	Range 70 - 120	Recovery =	116.640%		
41) Toluene-d8	7.896	98	466327	45.572	ug/L	0.00
Spiked Amount	50.000	Range 80 - 120	Recovery =	91.140%		
43) trans-1,3-Dichloroprop...	8.179	79	75150	43.841	ug/L	0.00
Spiked Amount	50.000	Range 60 - 125	Recovery =	87.680%		
47) 2-Hexanone-d5	8.632	63	114254	78.734	ug/L	0.00
Spiked Amount	100.000	Range 45 - 130	Recovery =	78.730%		
56) 1,1,2,2-Tetrachloroeth...	10.755	84	321146	51.130	ug/L	0.00
Spiked Amount	50.000	Range 65 - 120	Recovery =	102.260%		
66) 1,2-Dichlorobenzene-d4	12.192	152	154275	55.945	ug/L	0.00
Spiked Amount	50.000	Range 80 - 120	Recovery =	111.880%		
Target Compounds						
10) 1,1,2-Trichloro-1,2,2-...	2.559	101	1560	0.565	ug/L #	23
12) 1,1-Dichloroethene	2.559	96	1566	0.607	ug/L #	1
13) Acetone	2.629	43	6419	3.383	ug/L	97
44) trans-1,3-Dichloropropene	8.176	75	3108	0.699	ug/L #	73

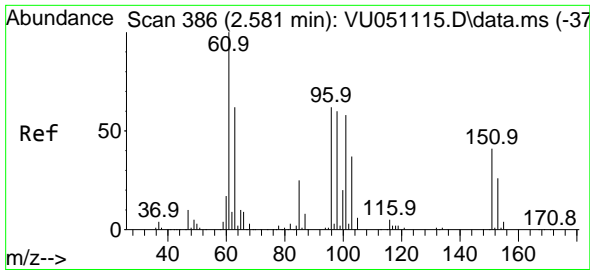
(#) = qualifier out of range (m) = manual integration (+) = signals summed

Data Path : Z:\voasrv\HPCHEM1\MSVOA_U\Data\VU100522\
 Data File : VU051139.D
 Acq On : 05 Oct 2022 19:56
 Operator : JC/MD
 Sample : N4858-08
 Misc : 5.0mL/MSVOA_U/WATER
 ALS Vial : 27 Sample Multiplier: 1

Instrument :
 MSVOA_U
 ClientSampleId :
 BGSK3

Quant Time: Oct 06 03:06:44 2022
 Quant Method : Z:\voasrv\HPCHEM1\MSVOA_U\Method\SFAMULM092922WMA.M
 Quant Title : VOC Analysis
 QLast Update : Thu Oct 06 02:55:50 2022
 Response via : Initial Calibration

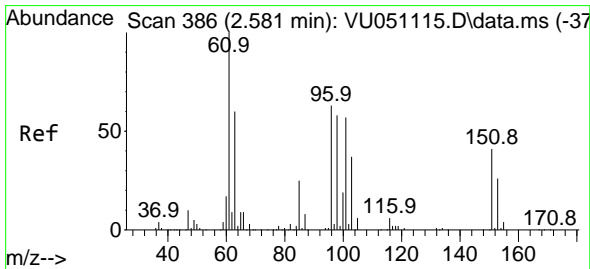
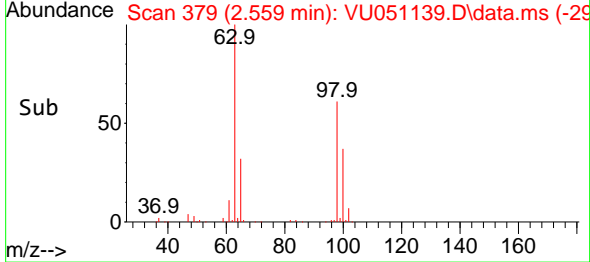
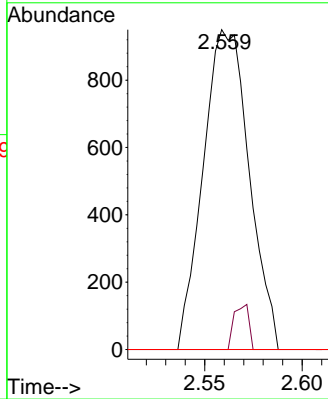
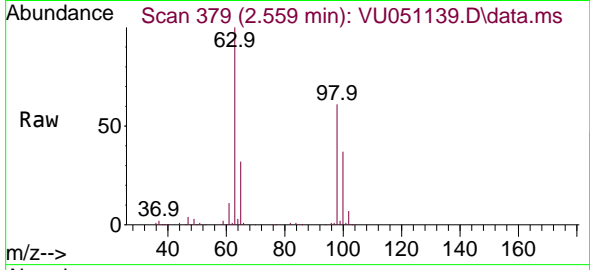




#10
 1,1,2-Trichloro-1,2,2-trifluoroethane
 Concen: 0.565 ug/L
 RT: 2.559 min Scan# 31
 Delta R.T. -0.022 min
 Lab File: VU051139.D
 Acq: 05 Oct 2022 19:56

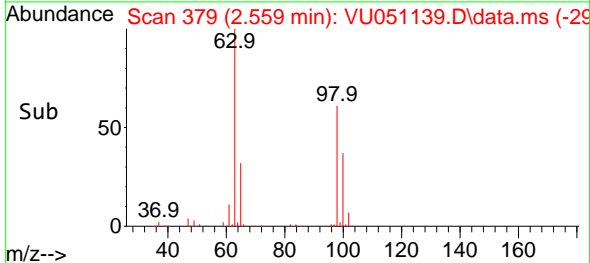
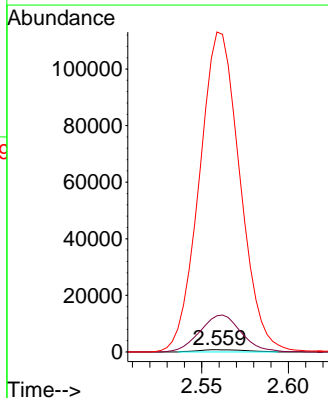
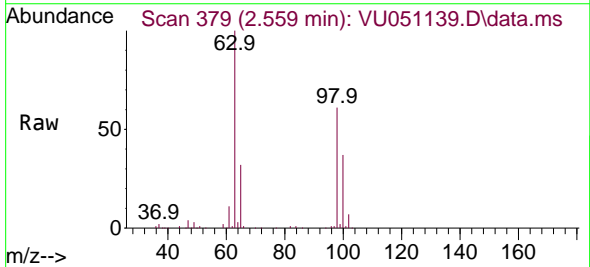
Instrument :
 MSVOA_U
 ClientSampleId :
 BGSK3

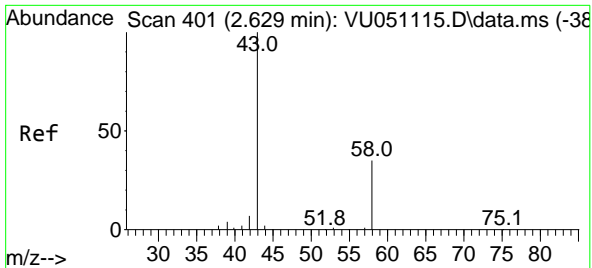
Tgt Ion:101 Resp: 1560
 Ion Ratio Lower Upper
 101 100
 85 4.6 34.6 52.0#
 151 0.0 58.6 87.8#



#12
 1,1-Dichloroethene
 Concen: 0.607 ug/L
 RT: 2.559 min Scan# 379
 Delta R.T. -0.022 min
 Lab File: VU051139.D
 Acq: 05 Oct 2022 19:56

Tgt Ion: 96 Resp: 1566
 Ion Ratio Lower Upper
 96 100
 61 1618.2 113.0 209.9#
 63 14297.9 91.7 170.3#

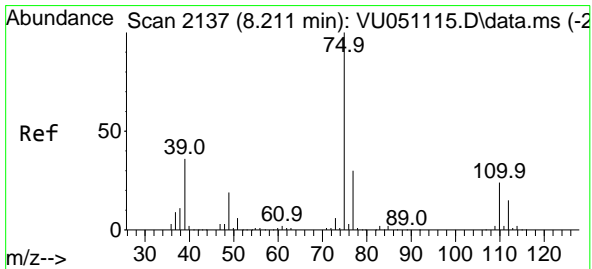
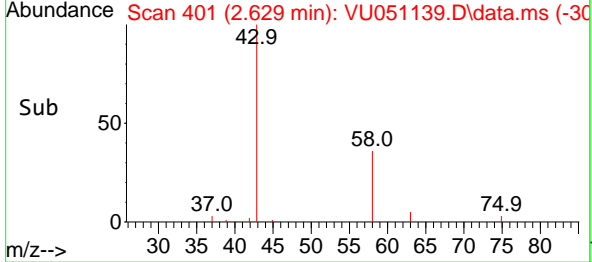
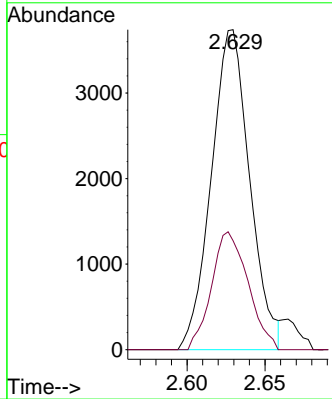
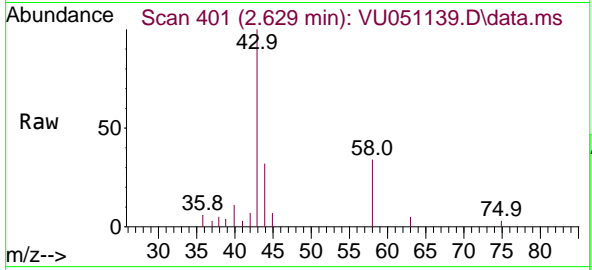




#13
 Acetone
 Concen: 3.383 ug/L
 RT: 2.629 min Scan# 401
 Delta R.T. 0.000 min
 Lab File: VU051139.D
 Acq: 05 Oct 2022 19:56

Instrument : MSVOA_U
 ClientSampleId : BGSK3

Tgt Ion	Resp	Lower	Upper
43	100		
58	34.9	0.0	73.6



#44
 trans-1,3-Dichloropropene
 Concen: 0.699 ug/L
 RT: 8.176 min Scan# 2126
 Delta R.T. -0.035 min
 Lab File: VU051139.D
 Acq: 05 Oct 2022 19:56

Tgt Ion	Resp	Lower	Upper
75	100		
77	47.9	22.7	42.3#

