LSC Area Percent Report

Data Path : Z:\voasrv\HPCHEM1\MSVOA_U\Data\VU102722\
Data File : VU051556.D
Acq On : 27 Oct 2022 22:11
Operator : JC/MD
Sample : N5300-02DL 100X
Misc : 25.0mL/MSVOA_U/WATER
ALS Vial : 21 Sample Multiplier: 1

Instrument :
MSVOA_U
ClientSampleId :
BHA73DL

Integration Parameters: rteint.p
Integrator: RTE
Smoothing : ON Filtering: 5
Sampling : 1 Min Area: 3 % of largest Peak
Start Thrs: 0.1 Max Peaks: 100
Stop Thrs : 0 Peak Location: TOP

If leading or trailing edge < 100 prefer < Baseline drop else tangent >
Peak separation: 5

Method : Z:\voasrv\HPCHEM1\MSVOA_U\Method\SFAMUTR100722WMA.M
Title : TRACE VOA SFAM1.0

Signal : TIC: VU051556.D\data.ms

peak #	R.T. min	first scan	max scan	last scan	PK TY	peak height	corr. area	corr. % max.	% of total
1	1.597	54	80	100	rVV	115693	203992	3.83%	1.339%
2	1.909	169	177	198	rVB	96954	135565	2.54%	0.890%
3	2.375	313	322	336	rVB	77144	118802	2.23%	0.780%
4	2.562	368	380	395	rBV	152150	249547	4.68%	1.638%
5	3.993	809	825	845	rVB2	28707	70606	1.32%	0.463%
6	4.620	1005	1020	1048	rBV	185283	452887	8.50%	2.973%
7	5.060	1139	1157	1182	rBV	183664	422565	7.93%	2.774%
8	5.726	1342	1364	1367	rBV2	323687	735199	13.79%	4.826%
9	5.771	1368	1378	1419	rVB	2607988	5330557	100.00%	34.988%
10	6.247	1513	1526	1549	rBV	316447	607491	11.40%	3.987%
11	6.690	1648	1664	1681	rBV	213515	418414	7.85%	2.746%
12	7.565	1922	1936	1949	rBV	82017	142903	2.68%	0.938%
13	7.896	2023	2039	2054	rBV	332386	575220	10.79%	3.776%
14	8.179	2116	2127	2143	rBV2	48779	83907	1.57%	0.551%
15	8.632	2254	2268	2306	rBV	550967	1031660	19.35%	6.771%
16	9.417	2499	2512	2545	rBV2	455037	939622	17.63%	6.167%
17	9.568	2548	2559	2578	rVB	140512	229988	4.31%	1.510%
18	9.690	2584	2597	2612	rBV	42779	72219	1.35%	0.474%
19	10.108	2716	2727	2741	rBV3	33252	60747	1.14%	0.399%
20	10.481	2833	2843	2857	rBV	57894	93770	1.76%	0.615%
21	10.754	2916	2928	2944	rVB	188747	305211	5.73%	2.003%
22	10.902	2961	2974	2994	rVB2	33032	66068	1.24%	0.434%
23	11.465	3135	3149	3164	rBV	188574	293132	5.50%	1.924%
24	11.809	3243	3256	3273	rBV	427206	716307	13.44%	4.702%
25	11.893	3273	3282	3298	rVB	80124	128586	2.41%	0.844%
26	12.092	3330	3344	3360	rBV	388582	616856	11.57%	4.049%
27	12.192	3363	3375	3393	rVV	350350	598321	11.22%	3.927%
28	13.452	3755	3767	3779	rBV3	36173	60083	1.13%	0.394%
29	14.086	3951	3964	3989	rBV	275747	475174	8.91%	3.119%

Sum of corrected areas: 15235399

Data Path : Z:\voasrv\HPCHEM1\MSVOA_U\Data\VU102722\
Data File : VU051556.D
Acq On : 27 Oct 2022 22:11
Operator : JC/MD
Sample : N5300-02DL 100X
Misc : 25.0mL/MSVOA_U/WATER
ALS Vial : 21 Sample Multiplier: 1

Instrument :
MSVOA_U
ClientSampleId :
BHA73DL

Quant Method : Z:\voasrv\HPCHEM1\MSVOA_U\Method\SFAMUTR100722WMA.M
Quant Title : TRACE VOA SFAM1.0

TIC Library : C:\Database\NIST20.L
TIC Integration Parameters: LSCINT.P

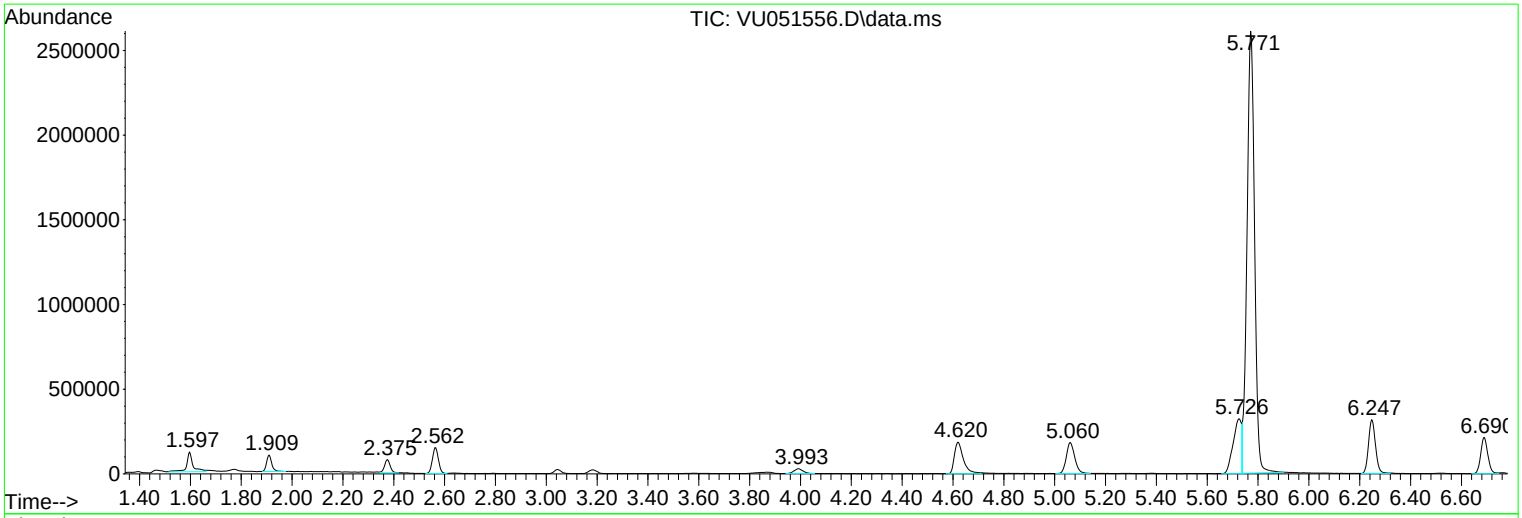

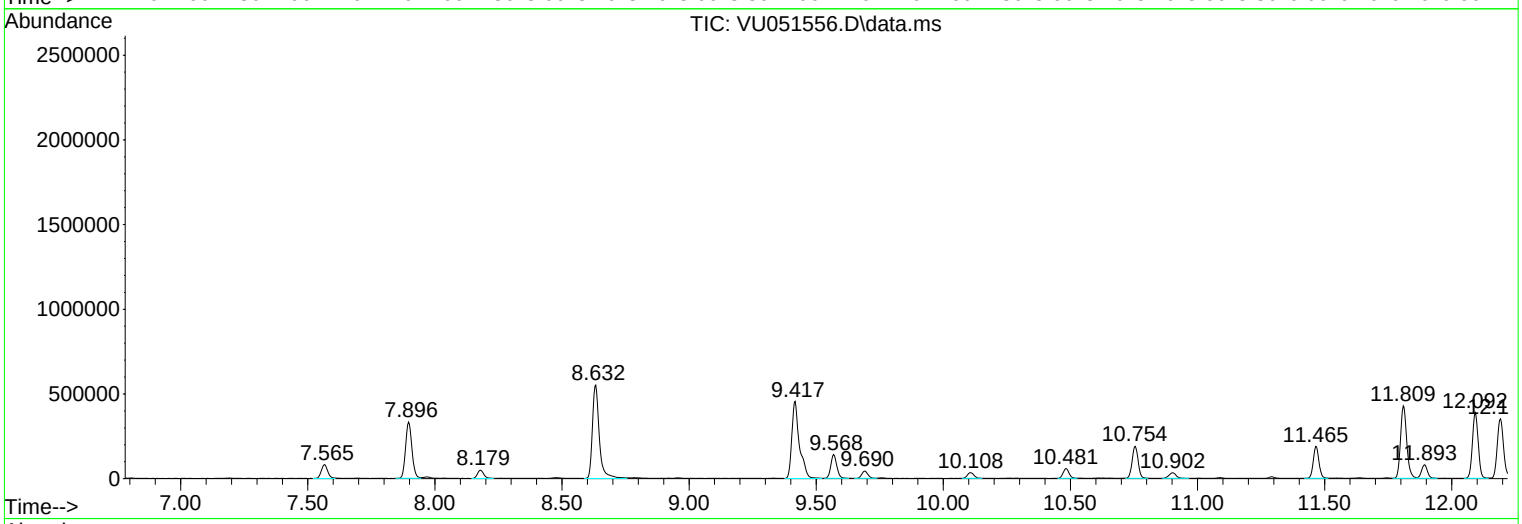

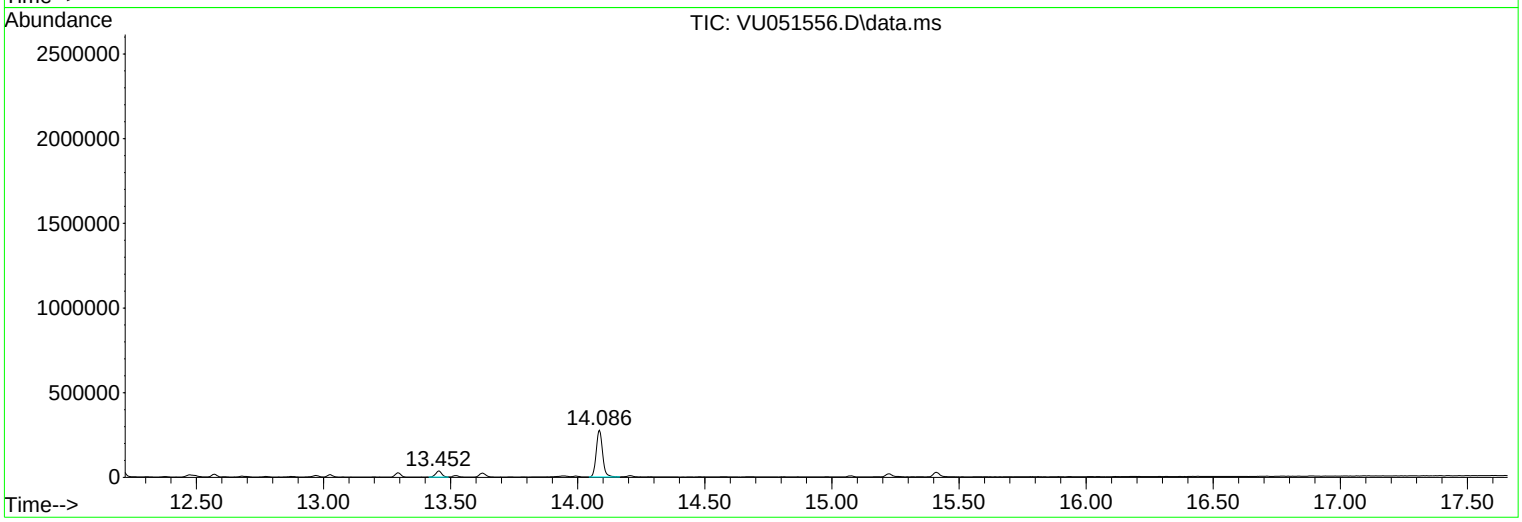

Data Path : Z:\voasrv\HPCHEM1\MSVOA_U\Data\VU102722\
Data File : VU051556.D
Acq On : 27 Oct 2022 22:11
Operator : JC/MD
Sample : N5300-02DL 100X
Misc : 25.0mL/MSVOA_U/WATER
ALS Vial : 21 Sample Multiplier: 1

Instrument :
MSVOA_U
ClientSampleId :
BHA73DL

Quant Method : Z:\voasrv\HPCHEM1\MSVOA_U\Method\SFAMUTR100722WMA.M
Quant Title : TRACE VOA SFAM1.0

TIC Library : C:\Database\NIST20.L
TIC Integration Parameters: LSCINT.P

****

Peak Number 1 Ethyl ether Concentration Rank 4

R.T.	EstConc	Area	Relative to ISTD	R.T.
2.375	0.98 ug/L	118802	1,4-Difluorobenzene	6.247

Hit# of 5	Tentative ID	MW	MolForm	CAS#	Qual
1	Ethyl ether	74	C4H10O	000060-29-7	90
2	Ethyl ether	74	C4H10O	000060-29-7	90
3	Ethyl ether	74	C4H10O	000060-29-7	83
4	Ethyl ether	74	C4H10O	000060-29-7	72
5	Ethane, 1,2-diethoxy-	118	C6H14O2	000629-14-1	56

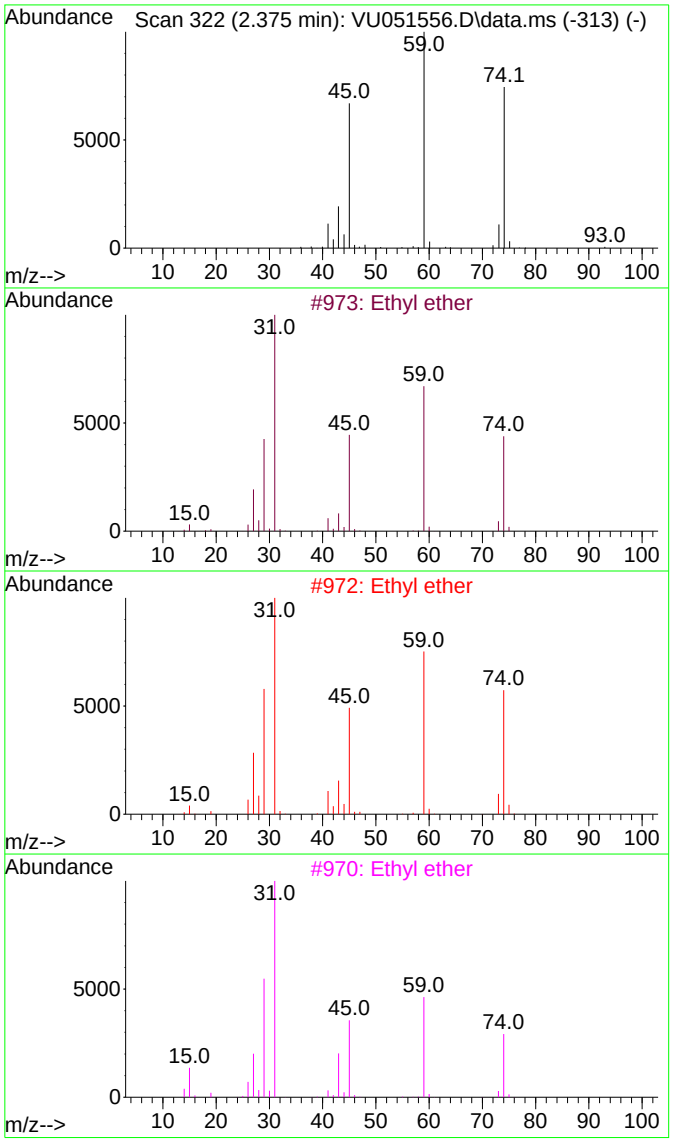

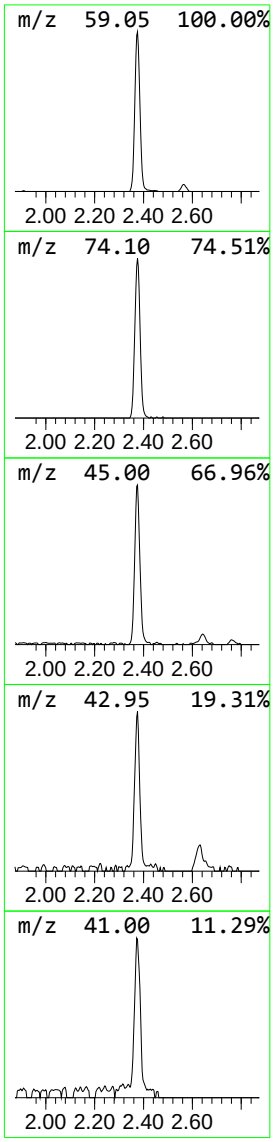

Data Path : Z:\voasrv\HPCHEM1\MSVOA_U\Data\VU102722\
Data File : VU051556.D
Acq On : 27 Oct 2022 22:11
Operator : JC/MD
Sample : N5300-02DL 100X
Misc : 25.0mL/MSVOA_U/WATER
ALS Vial : 21 Sample Multiplier: 1

Instrument :
MSVOA_U
ClientSampleId :
BHA73DL

Quant Method : Z:\voasrv\HPCHEM1\MSVOA_U\Method\SFAMUTR100722WMA.M
Quant Title : TRACE VOA SFAM1.0

TIC Library : C:\Database\NIST20.L
TIC Integration Parameters: LSCINT.P

****

Peak Number 2 Diisopropyl ether Concentration Rank 6

R.T.	EstConc	Area	Relative to ISTD	R.T.
3.993	0.58 ug/L	70606	1,4-Difluorobenzene	6.247

Hit# of 5	Tentative ID	MW	MolForm	CAS#	Qual
1	Diisopropyl ether	102	C6H14O	000108-20-3	83
2	1-Propanol, 2-(1-methylethoxy)-	118	C6H14O2	003944-37-4	78
3	Diisopropyl ether	102	C6H14O	000108-20-3	72
4	1-Propanol, 2-(1-methylethoxy)-	118	C6H14O2	003944-37-4	64
5	Diisopropyl ether	102	C6H14O	000108-20-3	64

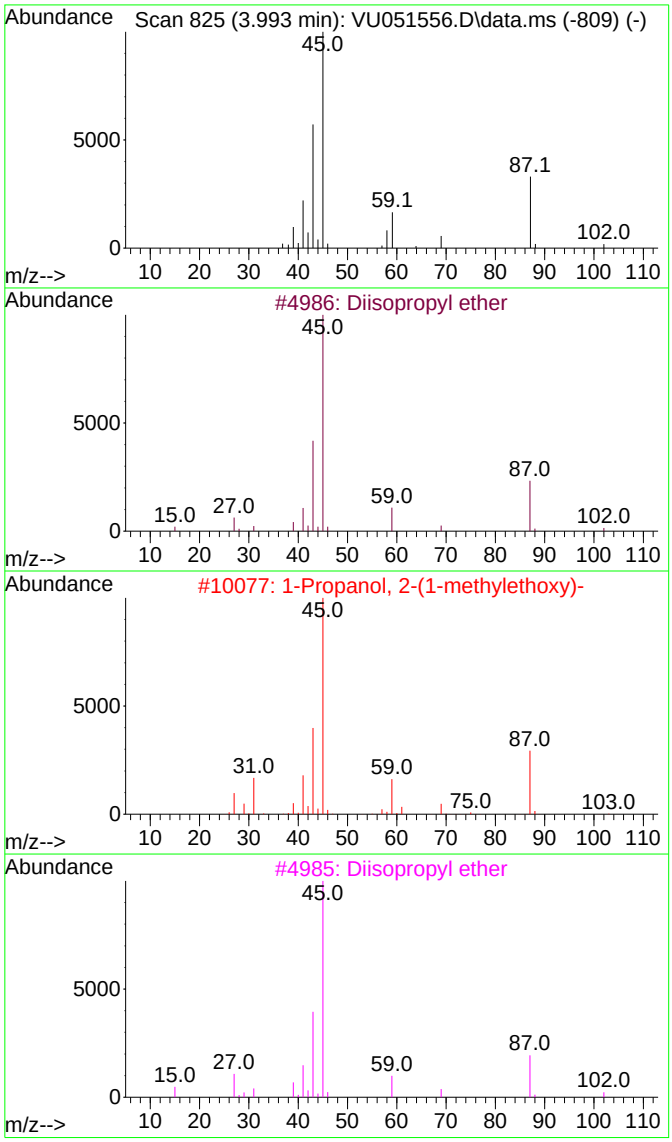

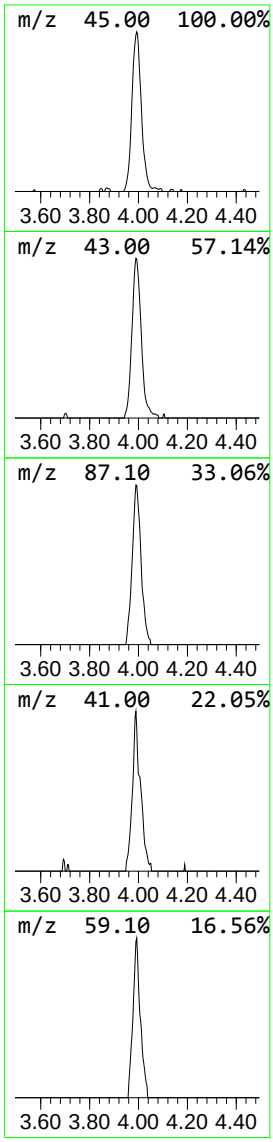

Data Path : Z:\voasrv\HPCHEM1\MSVOA_U\Data\VU102722\
Data File : VU051556.D
Acq On : 27 Oct 2022 22:11
Operator : JC/MD
Sample : N5300-02DL 100X
Misc : 25.0mL/MSVOA_U/WATER
ALS Vial : 21 Sample Multiplier: 1

Instrument :
MSVOA_U
ClientSampleId :
BHA73DL

Quant Method : Z:\voasrv\HPCHEM1\MSVOA_U\Method\SFAMUTR100722WMA.M
Quant Title : TRACE VOA SFAM1.0

TIC Library : C:\Database\NIST20.L
TIC Integration Parameters: LSCINT.P

****

Peak Number 4 Benzene, 1,2,3-trimethyl- Concentration Rank 5

R.T.	EstConc	Area	Relative to ISTD	R.T.
11.893	0.90 ug/L	128586	1,4-Dichlorobenzene-d4	11.809

Hit# of 5	Tentative ID	MW	MolForm	CAS#	Qual
1	Mesitylene	120	C9H12	000108-67-8	95
2	Benzene, 1,2,3-trimethyl-	120	C9H12	000526-73-8	95
3	Benzene, 1,2,3-trimethyl-	120	C9H12	000526-73-8	95
4	Benzene, 1,2,4-trimethyl-	120	C9H12	000095-63-6	94
5	Benzene, 1-ethyl-3-methyl-	120	C9H12	000620-14-4	91

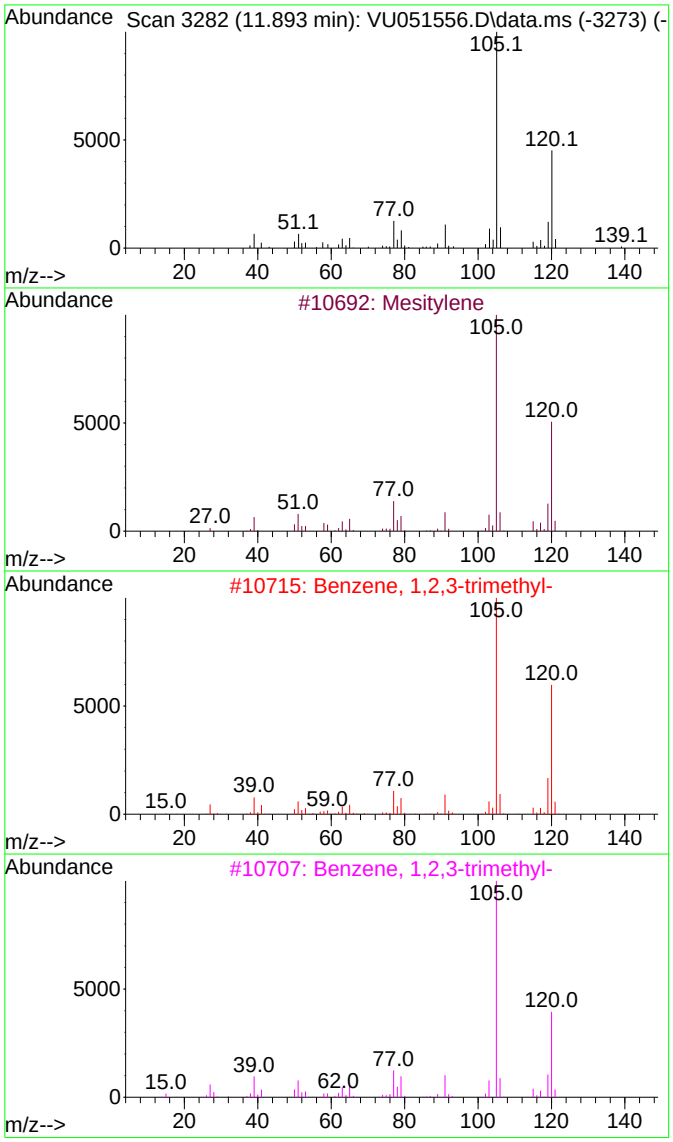

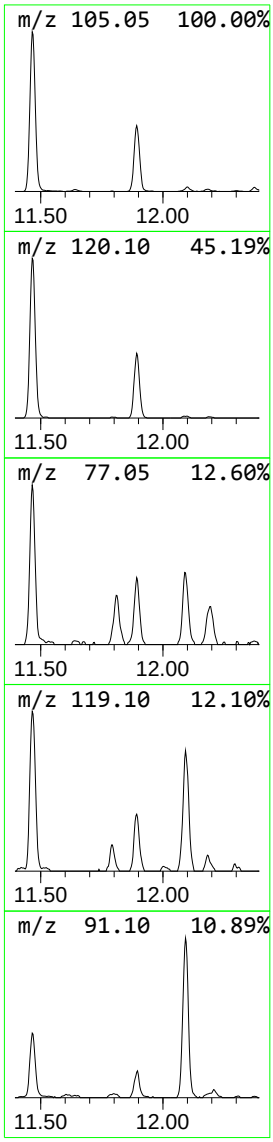

Data Path : Z:\voasrv\HPCHEM1\MSVOA_U\Data\VU102722\
Data File : VU051556.D
Acq On : 27 Oct 2022 22:11
Operator : JC/MD
Sample : N5300-02DL 100X
Misc : 25.0mL/MSVOA_U/WATER
ALS Vial : 21 Sample Multiplier: 1

Instrument :
MSVOA_U
ClientSampleId :
BHA73DL

Quant Method : Z:\voasrv\HPCHEM1\MSVOA_U\Method\SFAMUTR100722WMA.M
Quant Title : TRACE VOA SFAM1.0

TIC Library : C:\Database\NIST20.L
TIC Integration Parameters: LSCINT.P

****

Peak Number 5 Indane Concentration Rank 1

R.T.	EstConc	Area	Relative to ISTD	R.T.
12.092	4.31 ug/L	616856	1,4-Dichlorobenzene-d4	11.809

Hit# of 5	Tentative ID	MW	MolForm	CAS#	Qual
1	Indane	118	C9H10	000496-11-7	95
2	(Z)-1-Phenylpropene	118	C9H10	000766-90-5	59
3	Bicyclo[4.2.0]octa-1,3,5-triene,...	118	C9H10	055337-80-9	59
4	Benzene, 2-propenyl-	118	C9H10	000300-57-2	58
5	Benzene, cyclopropyl-	118	C9H10	000873-49-4	58

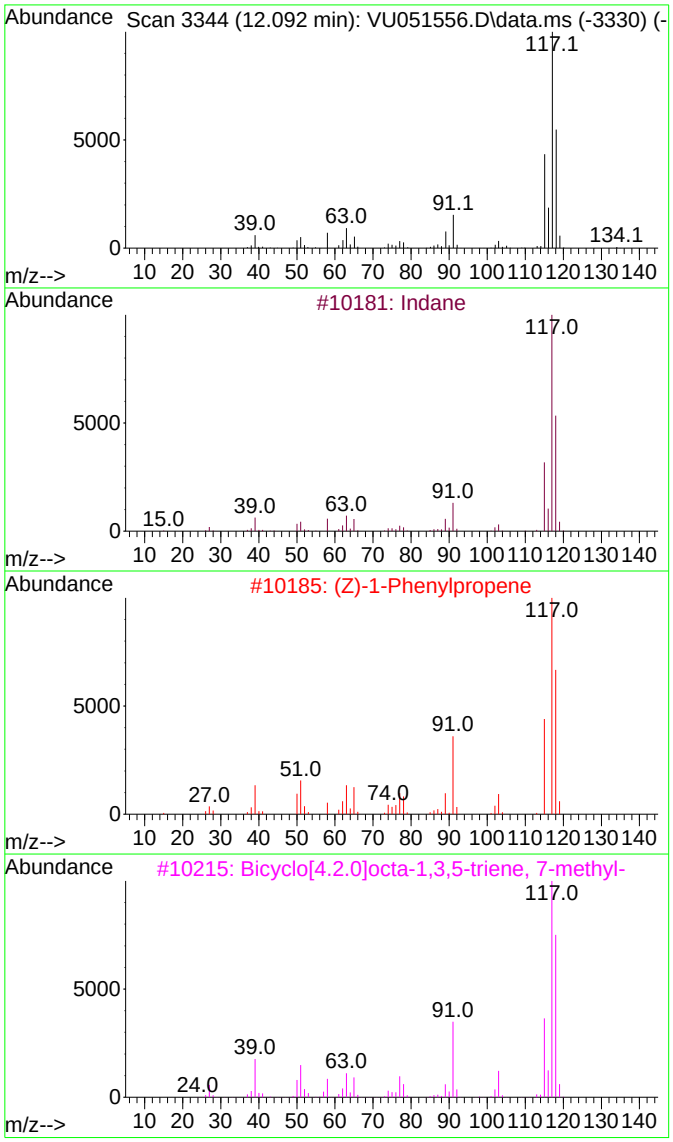

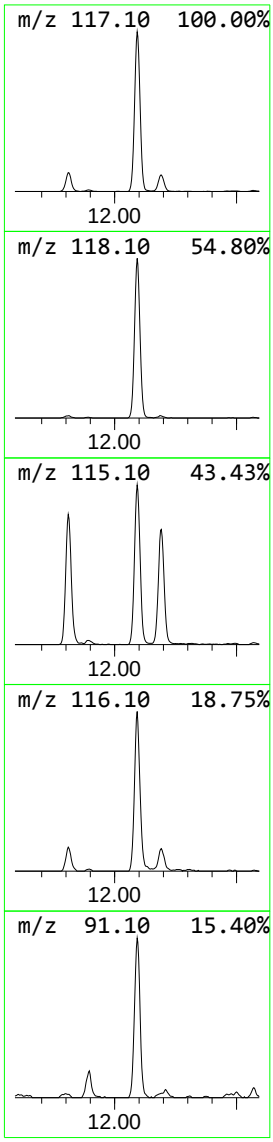

Data Path : Z:\voasrv\HPCHEM1\MSVOA_U\Data\VU102722\
Data File : VU051556.D
Acq On : 27 Oct 2022 22:11
Operator : JC/MD
Sample : N5300-02DL 100X
Misc : 25.0mL/MSVOA_U/WATER
ALS Vial : 21 Sample Multiplier: 1

Instrument :
MSVOA_U
ClientSampleId :
BHA73DL

Quant Method : Z:\voasrv\HPCHEM1\MSVOA_U\Method\SFAMUTR100722WMA.M
Quant Title : TRACE VOA SFAM1.0

TIC Library : C:\Database\NIST20.L
TIC Integration Parameters: LSCINT.P

****

Peak Number 6 Azulene Concentration Rank 2

R.T.	EstConc	Area	Relative to ISTD	R.T.
14.086	3.32 ug/L	475174	1,4-Dichlorobenzene-d4	11.809

Hit# of 5	Tentative ID	MW	MolForm	CAS#	Qual
1	Naphthalene	128	C10H8	000091-20-3	95
2	Naphthalene	128	C10H8	000091-20-3	94
3	Azulene	128	C10H8	000275-51-4	91
4	Azulene	128	C10H8	000275-51-4	90
5	Naphthalene	128	C10H8	000091-20-3	90

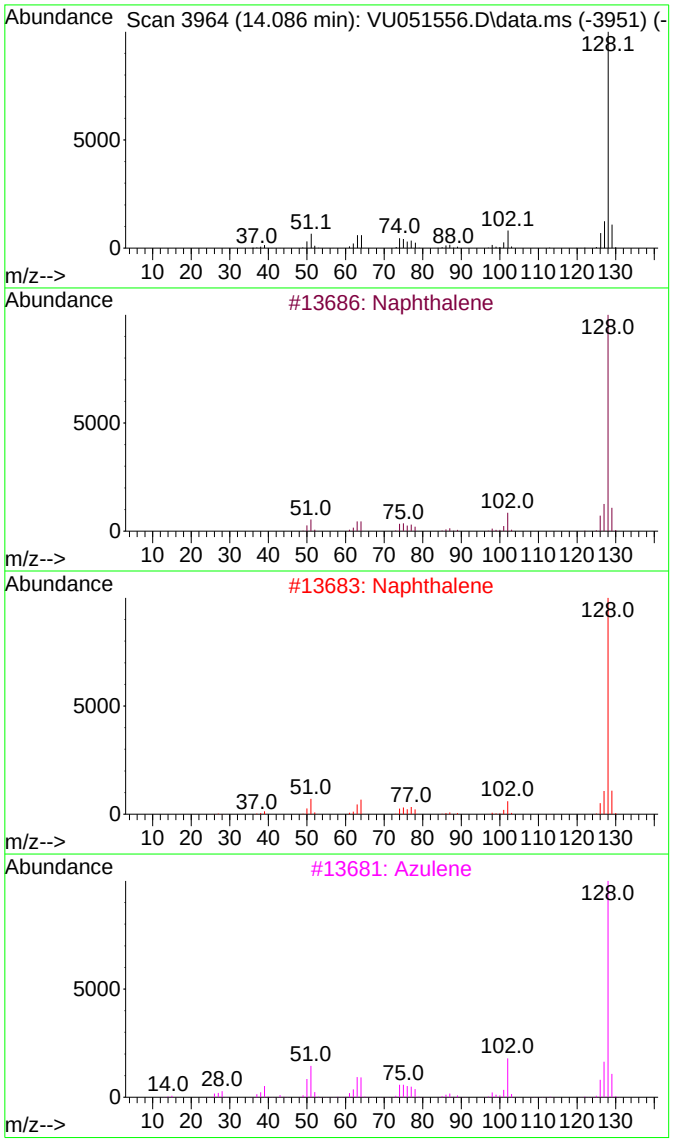

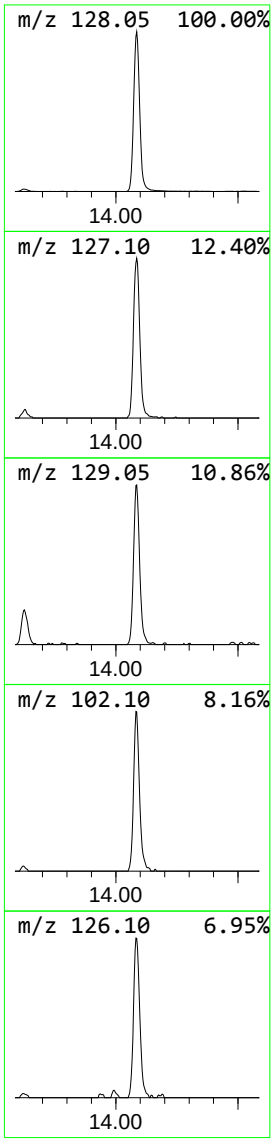

Tentatively Identified Compound (LSC) summary

Data Path : Z:\voasrv\HPCHEM1\MSVOA_U\Data\VU102722\
Data File : VU051556.D
Acq On : 27 Oct 2022 22:11
Operator : JC/MD
Sample : N5300-02DL 100X
Misc : 25.0mL/MSVOA_U/WATER
ALS Vial : 21 Sample Multiplier: 1

Instrument :
MSVOA_U
ClientSampleId :
BHA73DL

Quant Method : Z:\voasrv\HPCHEM1\MSVOA_U\Method\SFAMUTR100722WMA.M
Quant Title : TRACE VOA SFAM1.0

TIC Library : C:\Database\NIST20.L
TIC Integration Parameters: LSCINT.P

TIC Top Hit name	RT	EstConc	Units	Response	Internal Standard #	RT	Resp	Conc
Ethyl ether	2.375	1.0	ug/L	118802	1	6.247	607491	5.0
Diisopropyl ether	3.993	0.6	ug/L	70606	1	6.247	607491	5.0
Benzene, 1,2,3-...	11.893	0.9	ug/L	128586	3	11.809	716307	5.0
Indane	12.092	4.3	ug/L	616856	3	11.809	716307	5.0
Azulene	14.086	3.3	ug/L	475174	3	11.809	716307	5.0