LSC Area Percent Report

Data Path : Z:\voasrv\HPCHEM1\MSVOA_V\Data\VV031524\
Data File : VV034655.D
Acq On : 15 Mar 2024 15:54
Operator : SY/MD
Sample : P1752-22
Misc : 5.0mL/MSVOA_V/WATER
ALS Vial : 19 Sample Multiplier: 1

Instrument :
MSVOA_V
ClientSampleId :
YCL31

Integration Parameters: LSCINT.P
Integrator: RTE
Smoothing : OFF Filtering: 5
Sampling : 1 Min Area: 0 % of largest Peak
Start Thrs: 0.2 Max Peaks: 100
Stop Thrs : 0 Peak Location: TOP

If leading or trailing edge < 100 prefer < Baseline drop else tangent >
Peak separation: 5

Method : Z:\voasrv\HPCHEM1\MSVOA_V\Method\SFAMVLM022924WMA.M
Title : VOC Analysis

Signal : TIC: VV034655.D\data.ms

peak #	R.T. min	first scan	max scan	last scan	PK TY	peak height	corr. area	corr. % max.	% of total
1	1.111	18	22	35	rVB	18431	18853	1.07%	0.150%
2	1.191	42	47	58	rBV	46032	44800	2.55%	0.356%
3	1.278	66	74	89	rVB	172732	197944	11.26%	1.575%
4	1.532	146	153	166	rVB	152221	173504	9.87%	1.380%
5	2.066	307	319	329	rBV3	1093662	1758693	100.00%	13.993%
6	2.121	329	336	366	rVB	463432	936037	53.22%	7.448%
7	2.973	597	601	604	rVB3	331	257	0.01%	0.002%
8	2.989	604	606	608	rBV2	398	151	0.01%	0.001%
9	3.056	618	627	632	rBV7	2521	4331	0.25%	0.034%
10	3.114	634	645	668	rVB2	61185	131814	7.49%	1.049%
11	3.278	692	696	698	rBV	258	181	0.01%	0.001%
12	3.307	702	705	708	rBV2	148	100	0.01%	0.001%
13	3.352	716	719	722	rVB	237	145	0.01%	0.001%
14	3.381	722	728	731	rBV2	337	250	0.01%	0.002%
15	3.407	735	736	740	rVB2	191	112	0.01%	0.001%
16	3.471	753	756	759	rBV3	205	138	0.01%	0.001%
17	3.542	774	778	780	rBV2	352	215	0.01%	0.002%
18	3.571	785	787	790	rVV2	158	94	0.01%	0.001%
19	3.661	812	815	817	rBV	229	98	0.01%	0.001%
20	3.738	835	839	840	rBV	284	176	0.01%	0.001%
21	3.744	840	841	844	rVB	345	123	0.01%	0.001%
22	3.809	847	861	883	rBV2	166112	549394	31.24%	4.371%
23	4.249	983	998	1036	rBV	202952	545820	31.04%	4.343%
24	4.702	1137	1139	1141	rBV	236	108	0.01%	0.001%
25	4.825	1175	1177	1181	rBV2	413	334	0.02%	0.003%
26	4.844	1181	1183	1186	rBV3	269	152	0.01%	0.001%
27	4.879	1190	1194	1196	rBV3	465	384	0.02%	0.003%
28	4.956	1202	1218	1247	rBV2	473138	1249019	71.02%	9.938%
29	5.419	1360	1362	1367	rVB2	247	157	0.01%	0.001%
30	5.532	1386	1397	1429	rBV	390958	809142	46.01%	6.438%
31	5.837	1480	1492	1513	rBV5	49650	112545	6.40%	0.895%
32	5.989	1526	1539	1562	rBV	273341	564333	32.09%	4.490%
33	6.275	1626	1628	1630	rBV	316	174	0.01%	0.001%
34	6.333	1644	1646	1650	rVB2	347	186	0.01%	0.001%
35	6.580	1718	1723	1724	rBV2	767	620	0.04%	0.005%
36	6.751	1774	1776	1777	rBV2	290	122	0.01%	0.001%

Data Path : Z:\voasrv\HPCHEM1\MSVOA_V\Data\VV031524\
Data File : VV034655.D
Acq On : 15 Mar 2024 15:54
Operator : SY/MD
Sample : P1752-22
Misc : 5.0mL/MSVOA_V/WATER
ALS Vial : 19 Sample Multiplier: 1

Instrument :
MSVOA_V
ClientSampleId :
YCL31

Integration Parameters: LSCINT.P
Integrator: RTE
Smoothing : OFF Filtering: 5
Sampling : 1 Min Area: 0 % of largest Peak
Start Thrs: 0.2 Max Peaks: 100
Stop Thrs : 0 Peak Location: TOP

If leading or trailing edge < 100 prefer < Baseline drop else tangent >
Peak separation: 5

Method : Z:\voasrv\HPCHEM1\MSVOA_V\Method\SFAMVLM022924WMA.M
Title : VOC Analysis

37	6.760	1777	1779	1781	rVB2	411	155	0.01%	0.001%
38	6.812	1793	1795	1799	rBV2	214	117	0.01%	0.001%
39	6.834	1800	1802	1805	rVB2	377	198	0.01%	0.002%
40	6.915	1817	1827	1858	rBV	137586	263972	15.01%	2.100%
41	7.117	1888	1890	1892	rBV	447	242	0.01%	0.002%
42	7.243	1917	1929	1953	rBV	530900	941569	53.54%	7.492%
43	7.554	2016	2026	2056	rBV	94237	174165	9.90%	1.386%
44	7.725	2076	2079	2081	rBV3	624	365	0.02%	0.003%
45	7.747	2084	2086	2091	rVB2	597	331	0.02%	0.003%
46	7.773	2091	2094	2099	rBV3	419	381	0.02%	0.003%
47	7.857	2118	2120	2124	rBV2	357	247	0.01%	0.002%
48	7.931	2140	2143	2148	rVV2	251	212	0.01%	0.002%
49	8.024	2160	2172	2205	rBV	377068	730492	41.54%	5.812%
50	8.542	2331	2333	2334	rVB2	367	110	0.01%	0.001%
51	8.551	2334	2336	2341	rBV2	518	384	0.02%	0.003%
52	8.741	2393	2395	2397	rBV	182	95	0.01%	0.001%
53	8.783	2397	2408	2445	rVV	593884	973215	55.34%	7.743%
54	9.050	2489	2491	2499	rBV3	439	550	0.03%	0.004%
55	9.098	2504	2506	2509	rVV	317	128	0.01%	0.001%
56	9.114	2509	2511	2514	rVV2	268	110	0.01%	0.001%
57	9.127	2514	2515	2519	rVB2	326	94	0.01%	0.001%
58	9.168	2526	2528	2532	rBV3	219	157	0.01%	0.001%
59	9.242	2547	2551	2553	rBV	316	205	0.01%	0.002%
60	9.468	2618	2621	2623	rBV	181	118	0.01%	0.001%
61	9.516	2633	2636	2641	rVB2	204	147	0.01%	0.001%
62	9.548	2641	2646	2649	rBV2	173	161	0.01%	0.001%
63	9.567	2649	2652	2653	rBV	125	77	0.00%	0.001%
64	9.625	2667	2670	2672	rBV	196	106	0.01%	0.001%
65	9.660	2679	2681	2686	rBV	196	139	0.01%	0.001%
66	9.696	2690	2692	2693	rBV	188	83	0.00%	0.001%
67	9.744	2704	2707	2711	rVB	161	79	0.00%	0.001%
68	9.898	2753	2755	2762	rBV2	210	200	0.01%	0.002%
69	9.959	2765	2774	2791	rVV4	2894	5847	0.33%	0.047%
70	10.017	2791	2792	2795	rVB2	211	101	0.01%	0.001%
71	10.050	2800	2802	2803	rBV2	208	81	0.00%	0.001%
72	10.152	2822	2834	2865	rBV	385121	615809	35.02%	4.900%
73	10.361	2897	2899	2903	rVB	241	124	0.01%	0.001%
74	10.570	2961	2964	2968	rVB2	211	159	0.01%	0.001%
75	10.619	2975	2979	2982	rBV	209	145	0.01%	0.001%
76	10.638	2982	2985	2987	rVV2	210	110	0.01%	0.001%

LSC Area Percent Report

Data Path : Z:\voasrv\HPCHEM1\MSVOA_V\Data\VV031524\
Data File : VV034655.D
Acq On : 15 Mar 2024 15:54
Operator : SY/MD
Sample : P1752-22
Misc : 5.0mL/MSVOA_V/WATER
ALS Vial : 19 Sample Multiplier: 1

Instrument :
MSVOA_V
ClientSampleId :
YCL31

Integration Parameters: LSCINT.P
Integrator: RTE
Smoothing : OFF Filtering: 5
Sampling : 1 Min Area: 0 % of largest Peak
Start Thrs: 0.2 Max Peaks: 100
Stop Thrs : 0 Peak Location: TOP

If leading or trailing edge < 100 prefer < Baseline drop else tangent >
Peak separation: 5

Method : Z:\voasrv\HPCHEM1\MSVOA_V\Method\SFAMVLM022924WMA.M
Title : VOC Analysis

77	10.664	2990	2993	2995	rBV	376	159	0.01%	0.001%
78	10.705	3002	3006	3009	rBV2	214	196	0.01%	0.002%
79	10.779	3025	3029	3031	rBV2	373	318	0.02%	0.003%
80	10.930	3073	3076	3079	rBV2	153	79	0.00%	0.001%
81	10.966	3079	3087	3088	rBV	236	298	0.02%	0.002%
82	11.037	3105	3109	3111	rBV2	213	130	0.01%	0.001%
83	11.185	3144	3155	3180	rBV	569449	884123	50.27%	7.035%
84	11.484	3243	3248	3252	rBV2	445	431	0.02%	0.003%
85	11.561	3259	3272	3292	rBV	541529	868580	49.39%	6.911%
86	11.792	3340	3344	3347	rVB	314	235	0.01%	0.002%
87	11.808	3347	3349	3351	rBV	247	152	0.01%	0.001%
88	11.853	3362	3363	3365	rBV	265	119	0.01%	0.001%
89	11.885	3370	3373	3375	rBV2	256	173	0.01%	0.001%
90	11.934	3386	3388	3390	rBV	240	123	0.01%	0.001%
91	12.046	3421	3423	3426	rBV2	239	134	0.01%	0.001%
92	12.220	3475	3477	3481	rVB2	228	108	0.01%	0.001%
93	12.358	3519	3520	3525	rVB2	310	138	0.01%	0.001%
94	12.416	3537	3538	3540	rBV	323	108	0.01%	0.001%
95	12.490	3559	3561	3563	rBV2	209	85	0.00%	0.001%
96	12.699	3622	3626	3628	rBV	310	256	0.01%	0.002%
97	12.863	3675	3677	3678	rBV	269	95	0.01%	0.001%
98	13.011	3721	3723	3724	rBV	261	83	0.00%	0.001%
99	13.577	3896	3899	3900	rBV	259	158	0.01%	0.001%
100	13.892	3992	3997	4003	rBV2	445	496	0.03%	0.004%

Sum of corrected areas: 12568263

Data Path : Z:\voasrv\HPCHEM1\MSVOA_V\Data\VV031524\
Data File : VV034655.D
Acq On : 15 Mar 2024 15:54
Operator : SY/MD
Sample : P1752-22
Misc : 5.0mL/MSVOA_V/WATER
ALS Vial : 19 Sample Multiplier: 1

Instrument :
MSVOA_V
ClientSampleId :
YCL31

Quant Method : Z:\voasrv\HPCHEM1\MSVOA_V\Method\SFAMVLM022924WMA.M
Quant Title : VOC Analysis

TIC Library : C:\Database\NIST20.L
TIC Integration Parameters: LSCINT.P

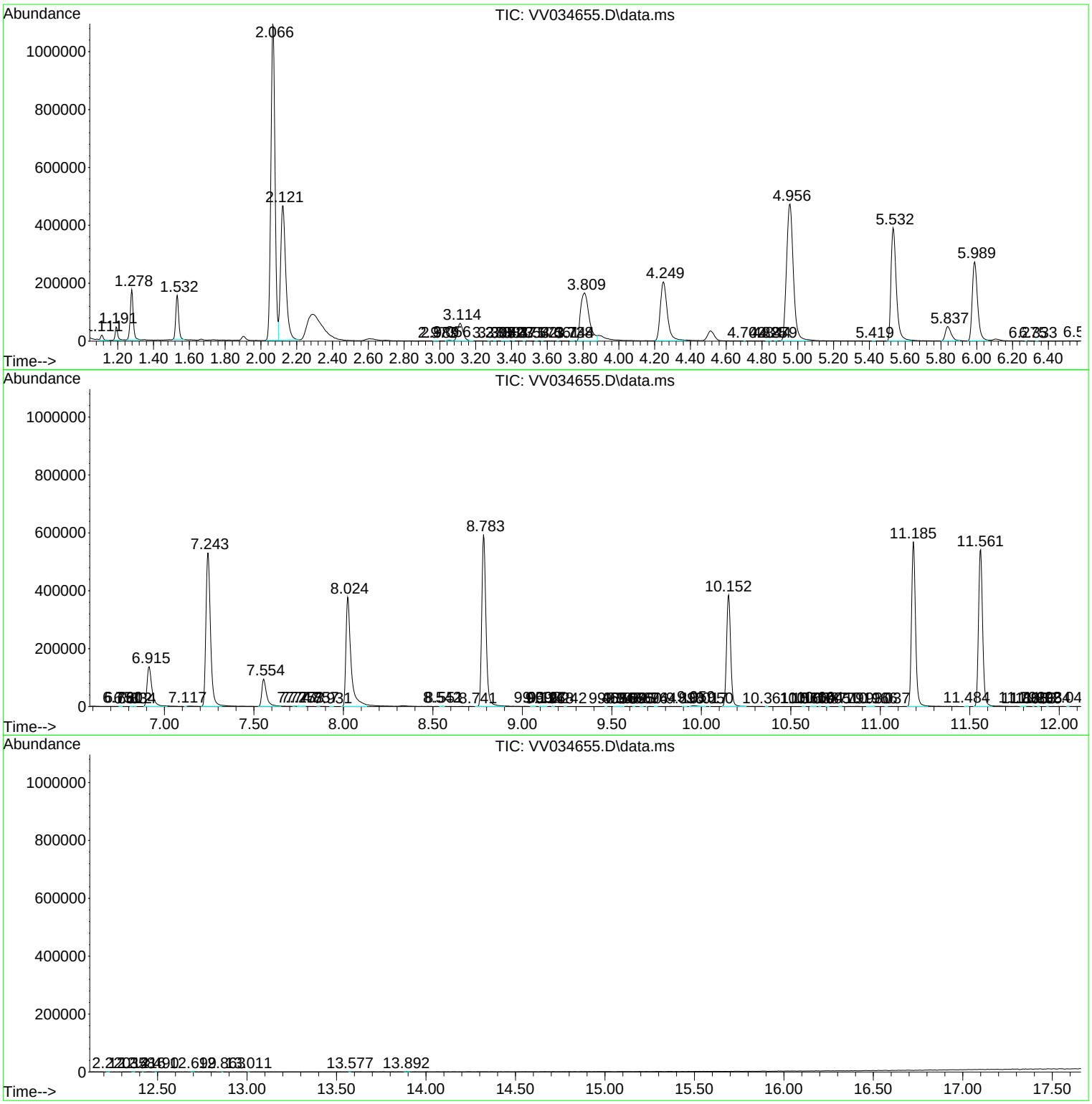

Data Path : Z:\voasrv\HPCHEM1\MSVOA_V\Data\VV031524\
Data File : VV034655.D
Acq On : 15 Mar 2024 15:54
Operator : SY/MD
Sample : P1752-22
Misc : 5.0mL/MSVOA_V/WATER
ALS Vial : 19 Sample Multiplier: 1

Instrument :
MSVOA_V
ClientSampleId :
YCL31

Quant Method : Z:\voasrv\HPCHEM1\MSVOA_V\Method\SFAMVLM022924WMA.M
Quant Title : VOC Analysis

TIC Library : C:\Database\NIST20.L
TIC Integration Parameters: LSCINT.P

****
Peak Number 1 Ethane, 1-chloro-1,1-difluoro- Concentration Rank 2

R.T.	EstConc	Area	Relative to ISTD	R.T.
1.191	2.77 ug/L	44800	1,4-Difluorobenzene	5.532

Hit# of 5	Tentative ID	MW	MolForm	CAS#	Qual
1	Ethane, 1-chloro-1,1-difluoro-	100	C2H3ClF2	000075-68-3	83
2	Ethane, 1-chloro-1,1-difluoro-	100	C2H3ClF2	000075-68-3	83
3	Propane, 2,2-difluoro-	80	C3H6F2	000420-45-1	9
4	Propane, 2,2-difluoro-	80	C3H6F2	000420-45-1	9
5	Methanesulfinic acid	80	CH4O2S	017696-73-0	2

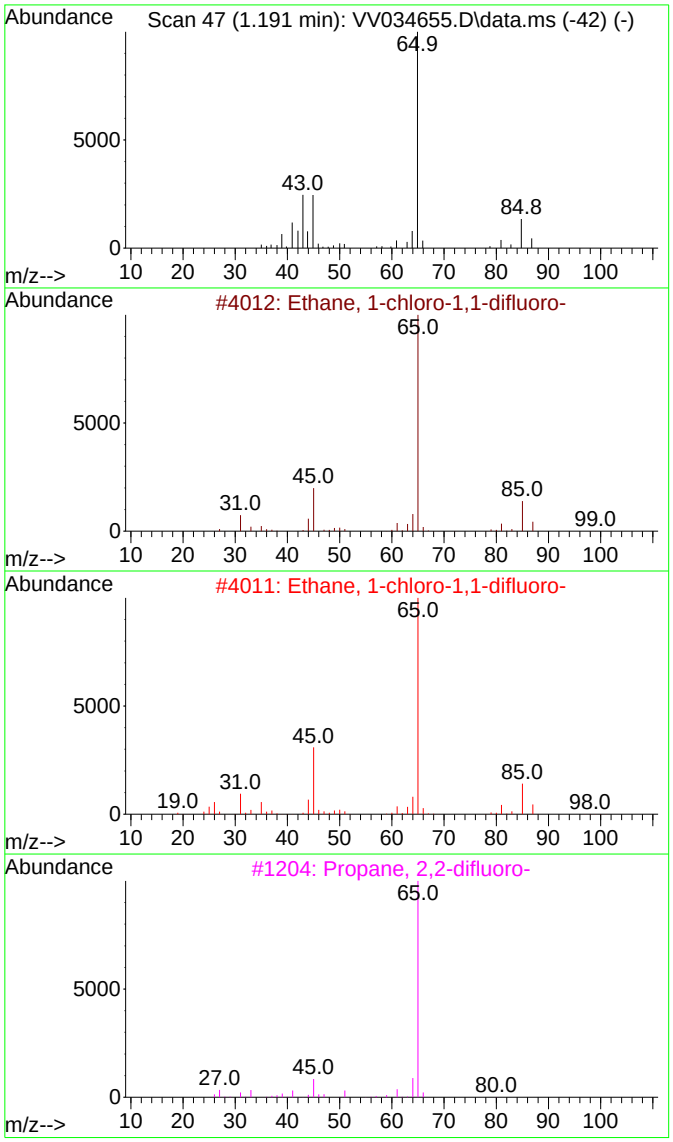

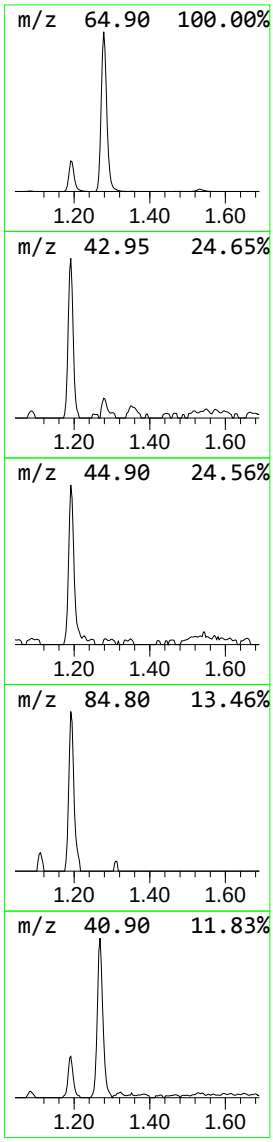

Tentatively Identified Compound (LSC) summary

Data Path : Z:\voasrv\HPCHEM1\MSVOA_V\Data\VV031524\
Data File : VV034655.D
Acq On : 15 Mar 2024 15:54
Operator : SY/MD
Sample : P1752-22
Misc : 5.0mL/MSVOA_V/WATER
ALS Vial : 19 Sample Multiplier: 1

Instrument :
MSVOA_V
ClientSampleId :
YCL31

Quant Method : Z:\voasrv\HPCHEM1\MSVOA_V\Method\SFAMVLM022924WMA.M
Quant Title : VOC Analysis

TIC Library : C:\Database\NIST20.L
TIC Integration Parameters: LSCINT.P

TIC Top Hit name	RT	EstConc	Units	Response	Internal Standard #	RT	Resp	Conc
Ethane, 1-chlor...	1.191	2.8	ug/L	44800	1	5.532	809142	50.0