Quantitation Report (Not Reviewed)

Data Path : Z:\voasrv\HPCHEM1\MSVOA_V\Data\VV032023\
Data File : VV030261.D
Acq On : 20 Mar 2023 16:20
Operator : SY/MD
Sample : O1997-07
Misc : 25.0mL/MSVOA_V/WATER
ALS Vial : 17 Sample Multiplier: 1

Instrument :
MSVOA_V
ClientSampleId :
C0BD9

Quant Time: Mar 21 02:57:23 2023
Quant Method : Z:\voasrv\HPCHEM1\MSVOA_V\Method\SFAMVTR022323WMA.M
Quant Title : TRACE VOA SFAM1.0
QLast Update : Fri Mar 17 22:49:08 2023
Response via : Initial Calibration

Compound	R.T.	QIon	Response	Conc	Units	Dev(Min)
Internal Standards						
1) 1,4-Difluorobenzene	5.542	114	112157	5.000	ug/L	0.00
28) Chlorobenzene-d5	8.793	117	111231	5.000	ug/L	0.00
58) 1,4-Dichlorobenzene-d4	11.194	152	54085	5.000	ug/L	0.00
System Monitoring Compounds						
4) Vinyl Chloride-d3	1.282	65	28622	3.944	ug/L	0.00
Spiked Amount 5.000	Range 40 - 130		Recovery = 78.800%			
7) Chloroethane-d5	1.539	69	27906	4.096	ug/L	0.00
Spiked Amount 5.000	Range 65 - 130		Recovery = 82.000%			
11) 1,1-Dichloroethene-d2	2.066	63	48654	3.261	ug/L	0.00
Spiked Amount 5.000	Range 60 - 125		Recovery = 65.200%			
20) 2-Butanone-d5	3.812	46	71461	53.409	ug/L	0.00
Spiked Amount 50.000	Range 40 - 130		Recovery = 106.820%			
24) Chloroform-d	4.262	84	68038	4.590	ug/L	0.00
Spiked Amount 5.000	Range 70 - 125		Recovery = 91.800%			
26) 1,2-Dichloroethane-d4	4.953	65	35755	5.908	ug/L	0.00
Spiked Amount 5.000	Range 70 - 130		Recovery = 118.200%			
32) Benzene-d6	4.973	84	119775	4.002	ug/L	0.00
Spiked Amount 5.000	Range 70 - 125		Recovery = 80.000%			
36) 1,2-Dichloropropane-d6	5.998	67	36129	4.012	ug/L	0.00
Spiked Amount 5.000	Range 60 - 140		Recovery = 80.200%			
41) Toluene-d8	7.252	98	103031	3.632	ug/L	0.00
Spiked Amount 5.000	Range 70 - 130		Recovery = 72.600%			
43) trans-1,3-Dichloroprop...	7.561	79	13944	4.526	ug/L	0.00
Spiked Amount 5.000	Range 55 - 130		Recovery = 90.600%			
46) 2-Hexanone-d5	8.034	63	55771	43.760	ug/L	0.00
Spiked Amount 50.000	Range 45 - 130		Recovery = 87.520%			
56) 1,1,2,2-Tetrachloroeth...	10.162	84	27941	4.362	ug/L	0.00
Spiked Amount 5.000	Range 65 - 120		Recovery = 87.200%			
66) 1,2-Dichlorobenzene-d4	11.571	152	42933	4.692	ug/L	0.00
Spiked Amount 5.000	Range 80 - 120		Recovery = 93.800%			
Target Compounds						Qvalue
3) Chloromethane	1.217	50	3103	0.216	ug/L	98
27) 1,2-Dichloroethane	4.963	62	765	0.105	ug/L #	71
35) Methylcyclohexane	5.998	83	9746	0.757	ug/L #	20
37) 1,2-Dichloropropane	6.002	63	4848	0.627	ug/L #	86
39) cis-1,3-Dichloropropene	6.921	75	1204	0.106	ug/L #	78
49) Dibromochloromethane	7.918	129	582	0.090	ug/L #	10
61) 1,2,3-Trichloropropane	11.194	75	5931	1.638	ug/L #	64

(#) = qualifier out of range (m) = manual integration (+) = signals summed

Quantitation Report (Not Reviewed)

Data Path : Z:\voasrv\HPCHEM1\MSVOA_V\Data\VV032023\
Data File : VV030261.D
Acq On : 20 Mar 2023 16:20
Operator : SY/MD
Sample : O1997-07
Misc : 25.0mL/MSVOA_V/WATER
ALS Vial : 17 Sample Multiplier: 1

Instrument :
MSVOA_V
ClientSampleId :
C0BD9

Quant Time: Mar 21 02:57:23 2023
Quant Method : Z:\voasrv\HPCHEM1\MSVOA_V\Method\SFAMVTR022323WMA.M
Quant Title : TRACE VOA SFAM1.0
QLast Update : Fri Mar 17 22:49:08 2023
Response via : Initial Calibration

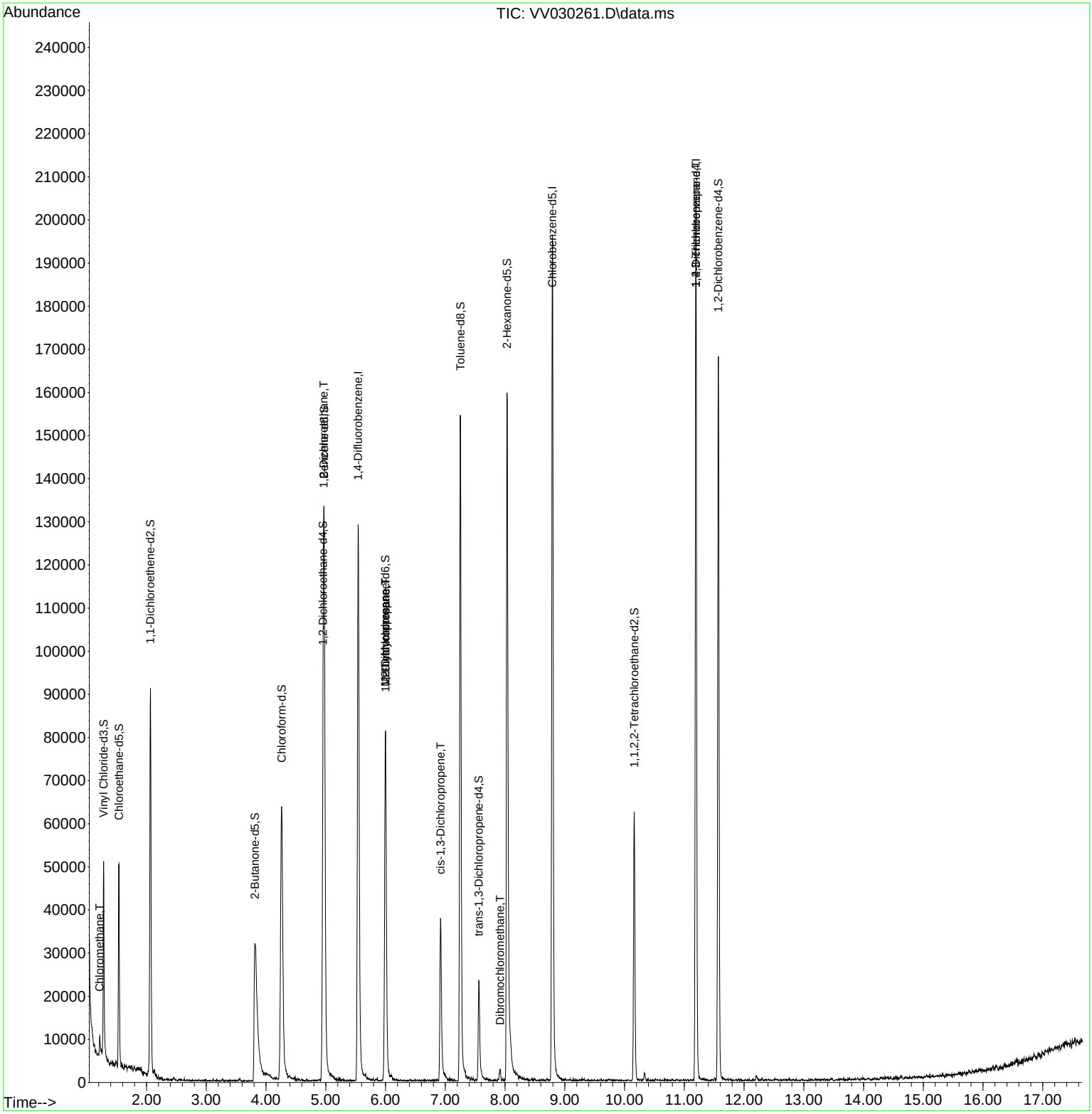

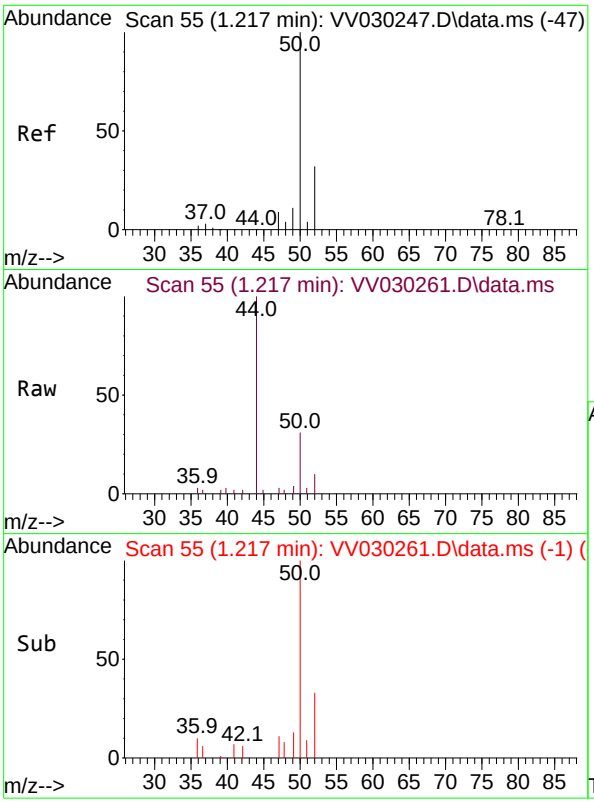

#3
Chloromethane
Concen: 0.216 ug/L
RT: 1.217 min Scan# 5
Delta R.T. 0.000 min
Lab File: VV030261.D
Acq: 20 Mar 2023 16:20

Instrument :
MSVOA_V
ClientSampleId :
C0BD9

Tgt Ion: 50 Resp: 3103

Ion	Ratio	Lower	Upper
50	100		
52	32.7	23.6	43.8

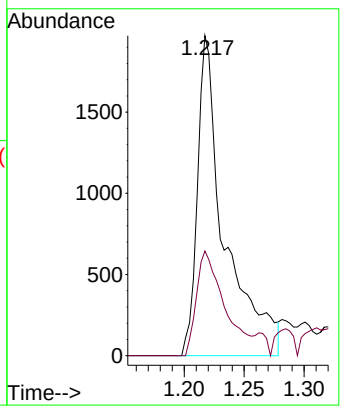

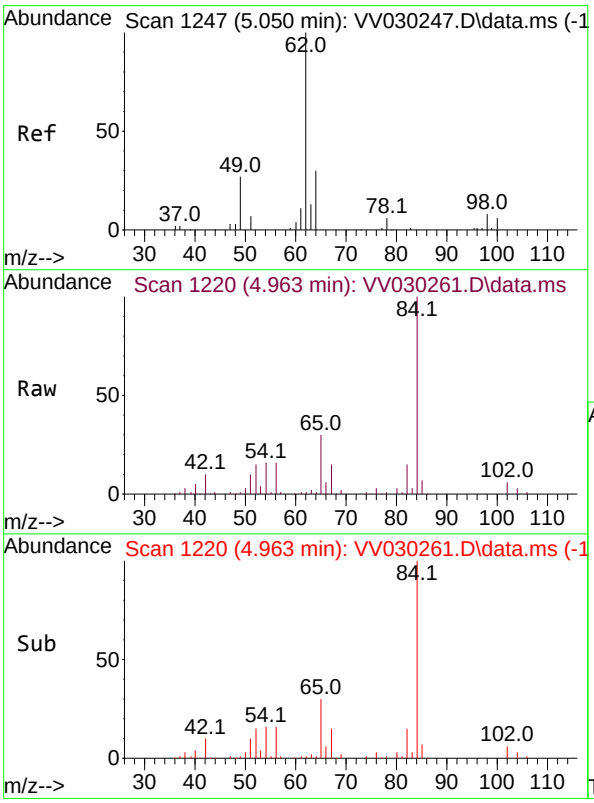

#27
1,2-Dichloroethane
Concen: 0.105 ug/L
RT: 4.963 min Scan# 1220
Delta R.T. -0.087 min
Lab File: VV030261.D
Acq: 20 Mar 2023 16:20

Tgt Ion: 62 Resp: 765

Ion	Ratio	Lower	Upper
62	100		
98	0.0	9.0	13.4#

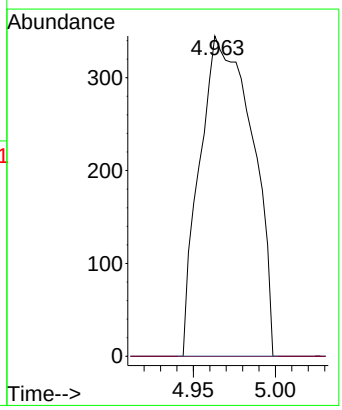

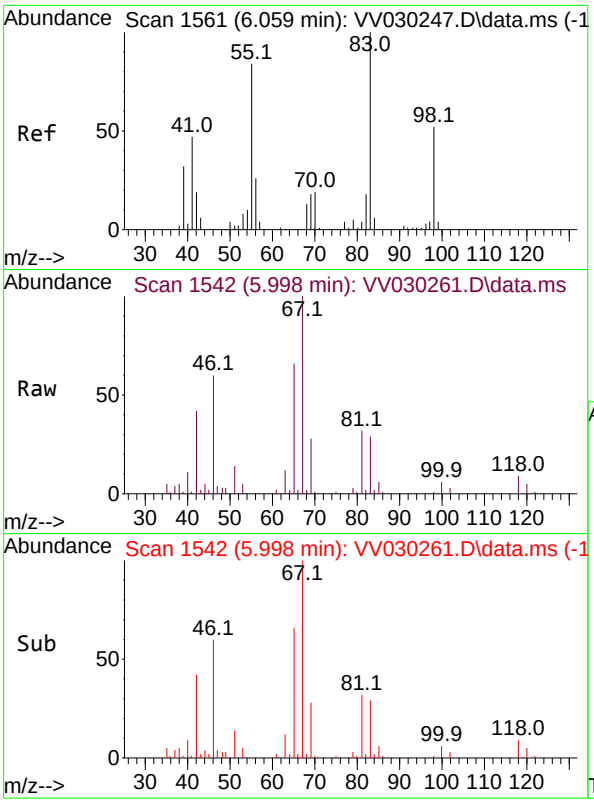

#35
Methylcyclohexane
Concen: 0.757 ug/L
RT: 5.998 min Scan# 1
Delta R.T. -0.058 min
Lab File: VV030261.D
Acq: 20 Mar 2023 16:20

Instrument :
MSVOA_V
ClientSampleId :
C0BD9

Tgt Ion: 83 Resp: 9746

Ion	Ratio	Lower	Upper
83	100		
55	0.2	57.6	86.4#
98	1.0	38.8	58.2#

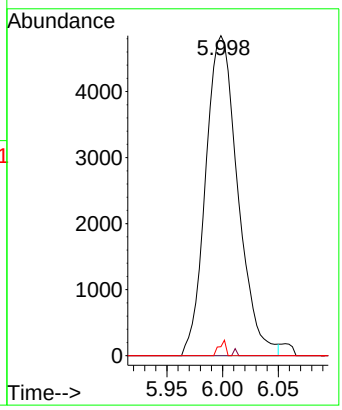

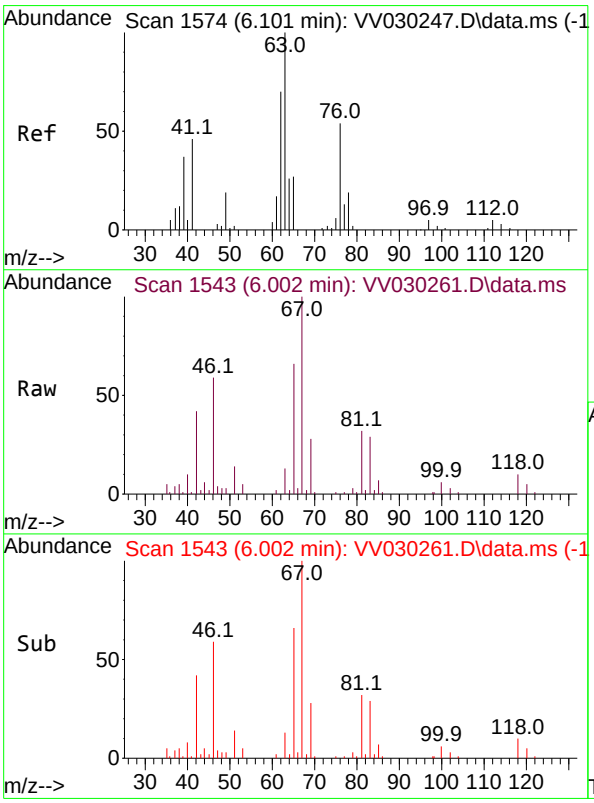

#37
1,2-Dichloropropane
Concen: 0.627 ug/L
RT: 6.002 min Scan# 1543
Delta R.T. -0.100 min
Lab File: VV030261.D
Acq: 20 Mar 2023 16:20

Tgt Ion: 63 Resp: 4848

Ion	Ratio	Lower	Upper
63	100		
112	0.0	3.8	5.6#

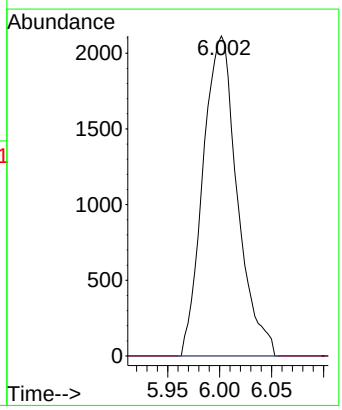

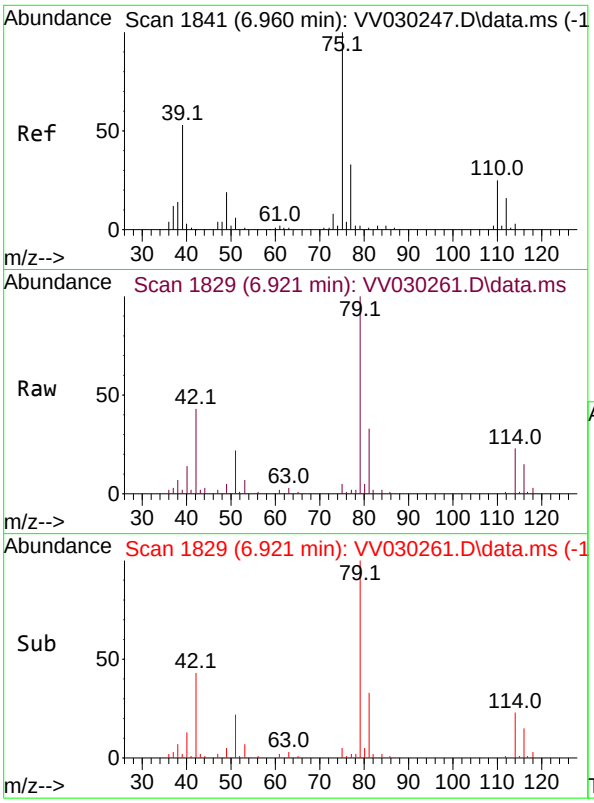

#39
cis-1,3-Dichloropropene
Concen: 0.106 ug/L
RT: 6.921 min Scan# 1
Delta R.T. -0.039 min
Lab File: VV030261.D
Acq: 20 Mar 2023 16:20

Instrument :
MSVOA_V
ClientSampleId :
C0BD9

Tgt Ion: 75 Resp: 1204

Ion	Ratio	Lower	Upper
75	100		
77	43.8	22.3	41.3#

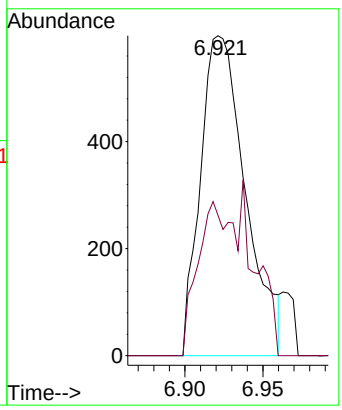

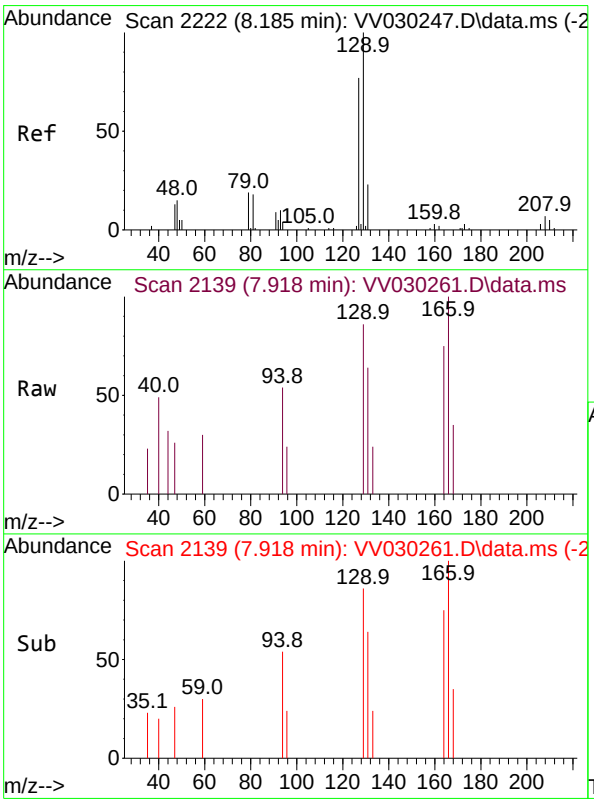

#49
Dibromochloromethane
Concen: 0.090 ug/L
RT: 7.918 min Scan# 2139
Delta R.T. -0.267 min
Lab File: VV030261.D
Acq: 20 Mar 2023 16:20

Tgt Ion:129 Resp: 582

Ion	Ratio	Lower	Upper
129	100		
127	0.0	54.7	101.5#

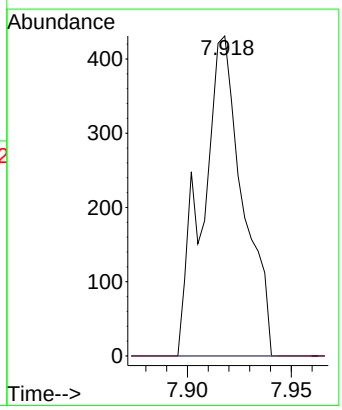

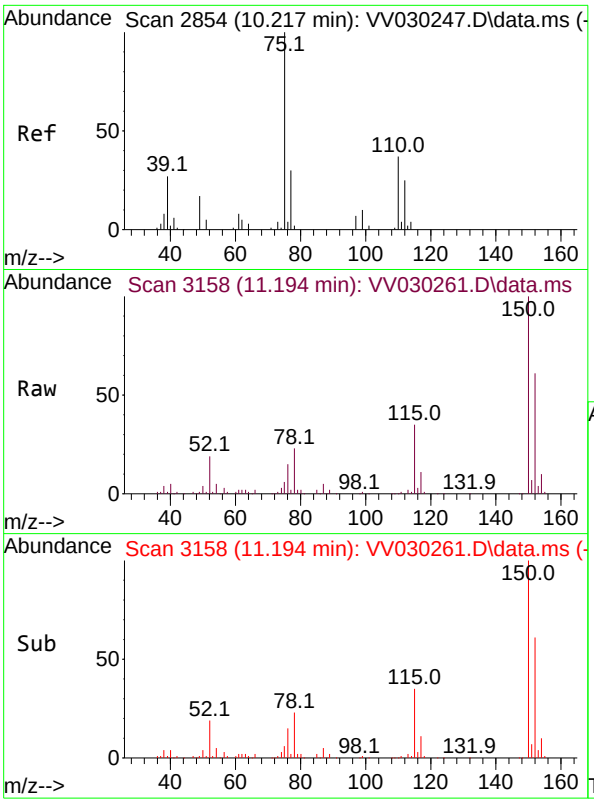

#61
1,2,3-Trichloropropane
Concen: 1.638 ug/L
RT: 11.194 min Scan# 3
Delta R.T. 0.977 min
Lab File: VV030261.D
Acq: 20 Mar 2023 16:20

Instrument :
MSVOA_V
ClientSampleId :
C0BD9

Tgt Ion: 75 Resp: 5931
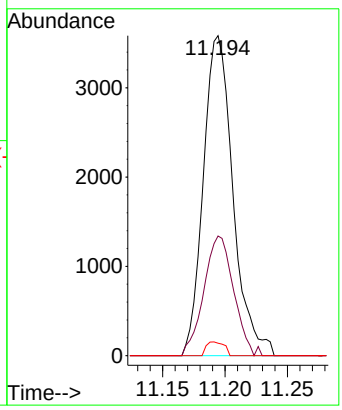
Ion	Ratio	Lower	Upper
75	100		
77	37.5	26.5	39.7
110	2.6	31.8	47.6#