Quantitation Report (QT/LSC Reviewed)

Data Path : Z:\voasrv\HPCHEM1\MSVOA_V\Data\VV041823\
Data File : VV030634.D
Acq On : 18 Apr 2023 21:52
Operator : SY/MD
Sample : O2334-04 200X
Misc : 5.0mL/MSVOA_V/WATER
ALS Vial : 26 Sample Multiplier: 1

Instrument :
MSVOA_V
ClientSampleId :
C0MH8

Quant Time: Apr 19 01:48:44 2023
Quant Method : Z:\voasrv\HPCHEM1\MSVOA_V\Method\SFAMVLM041723WMA.M
Quant Title : VOC Analysis
QLast Update : Tue Apr 18 02:45:56 2023
Response via : Initial Calibration

Compound	R.T.	QIon	Response	Conc	Units	Dev(Min)
Internal Standards						
1) 1,4-Difluorobenzene	5.542	114	223122	50.000	ug/L	0.00
28) Chlorobenzene-d5	8.793	117	219238	50.000	ug/L	0.00
58) 1,4-Dichlorobenzene-d4	11.194	152	99174	50.000	ug/L	0.00
System Monitoring Compounds						
4) Vinyl Chloride-d3	1.282	65	59247	36.222	ug/L	0.00
Spiked Amount 50.000	Range 60 - 135		Recovery = 72.440%			
7) Chloroethane-d5	1.536	69	53276	38.868	ug/L	0.00
Spiked Amount 50.000	Range 70 - 130		Recovery = 77.740%			
11) 1,1-Dichloroethene-d2	2.066	65	30343	39.118	ug/L	0.00
Spiked Amount 50.000	Range 60 - 125		Recovery = 78.240%			
21) 2-Butanone-d5	3.799	46	89076	99.150	ug/L	0.00
Spiked Amount 100.000	Range 40 - 130		Recovery = 99.150%			
24) Chloroform-d	4.259	84	127866	43.137	ug/L	0.00
Spiked Amount 50.000	Range 70 - 125		Recovery = 86.280%			
26) 1,2-Dichloroethane-d4	4.950	65	86140	45.200	ug/L	0.00
Spiked Amount 50.000	Range 70 - 125		Recovery = 90.400%			
32) Benzene-d6	4.970	84	220974	42.631	ug/L	0.00
Spiked Amount 50.000	Range 70 - 125		Recovery = 85.260%			
36) 1,2-Dichloropropane-d6	5.998	67	72638	45.114	ug/L	0.00
Spiked Amount 50.000	Range 70 - 120		Recovery = 90.220%			
41) Toluene-d8	7.252	98	187699	38.568	ug/L	0.00
Spiked Amount 50.000	Range 80 - 120		Recovery = 77.140%#			
43) trans-1,3-Dichloroprop...	7.561	79	32652	40.236	ug/L	0.00
Spiked Amount 50.000	Range 60 - 125		Recovery = 80.480%			
47) 2-Hexanone-d5	8.034	63	54492	85.911	ug/L	0.00
Spiked Amount 100.000	Range 45 - 130		Recovery = 85.910%			
56) 1,1,2,2-Tetrachloroeth...	10.159	84	100865	43.172	ug/L	0.00
Spiked Amount 50.000	Range 65 - 120		Recovery = 86.340%			
66) 1,2-Dichlorobenzene-d4	11.567	152	78150	49.577	ug/L	0.00
Spiked Amount 50.000	Range 80 - 120		Recovery = 99.160%			
Target Compounds						Qvalue
33) Benzene	5.024	78	6370	0.957	ug/L	100
34) Trichloroethene	5.854	95	1733	1.001	ug/L	91
51) Chlorobenzene	8.825	112	5127	1.086	ug/L	94

(#) = qualifier out of range (m) = manual integration (+) = signals summed

Quantitation Report (QT/LSC Reviewed)

Data Path : Z:\voasrv\HPCHEM1\MSVOA_V\Data\VV041823\
Data File : VV030634.D
Acq On : 18 Apr 2023 21:52
Operator : SY/MD
Sample : O2334-04 200X
Misc : 5.0mL/MSVOA_V/WATER
ALS Vial : 26 Sample Multiplier: 1

Instrument :
MSVOA_V
ClientSampleId :
C0MH8

Quant Time: Apr 19 01:48:44 2023
Quant Method : Z:\voasrv\HPCHEM1\MSVOA_V\Method\SFAMVLM041723WMA.M
Quant Title : VOC Analysis
QLast Update : Tue Apr 18 02:45:56 2023
Response via : Initial Calibration

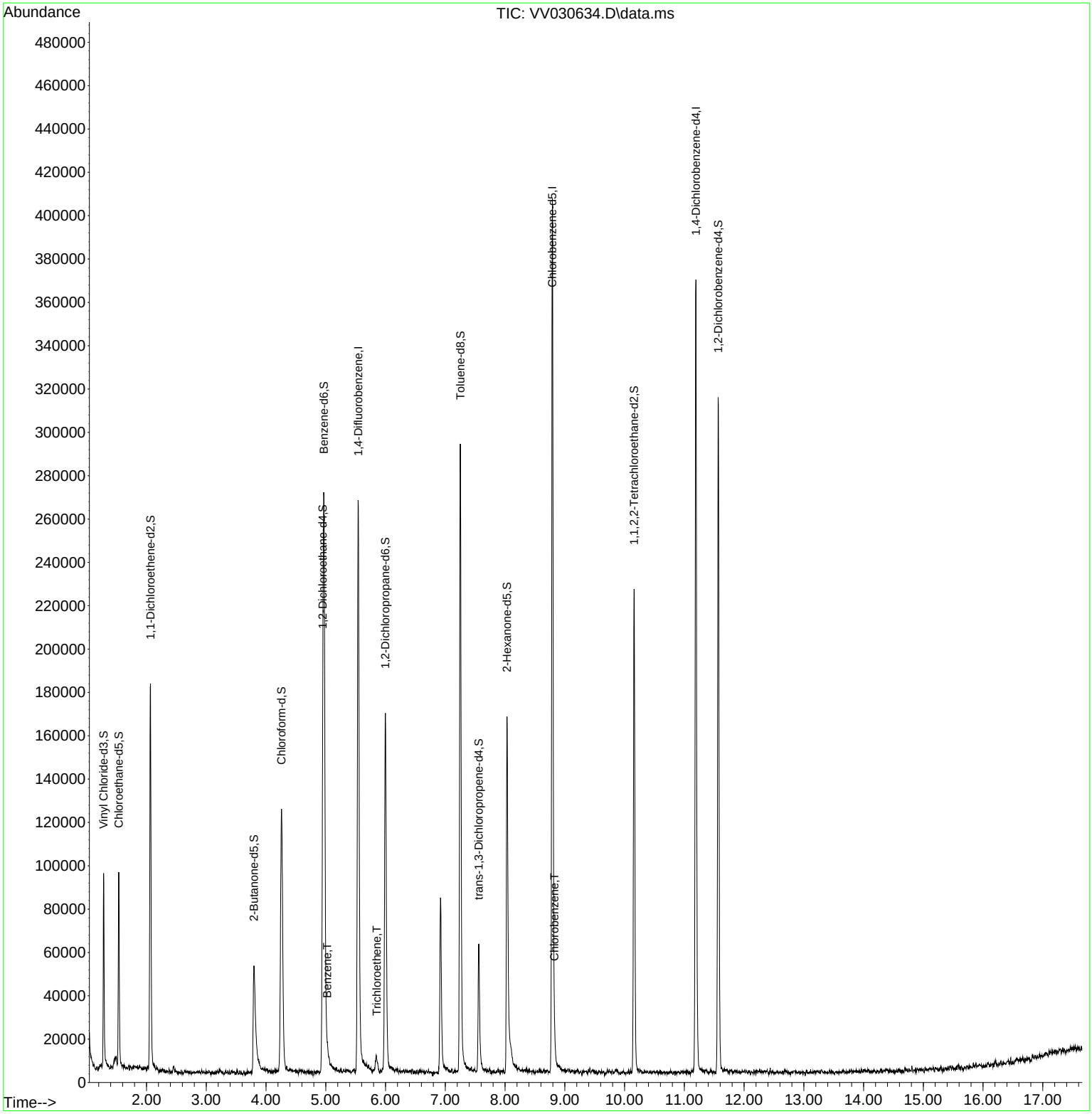

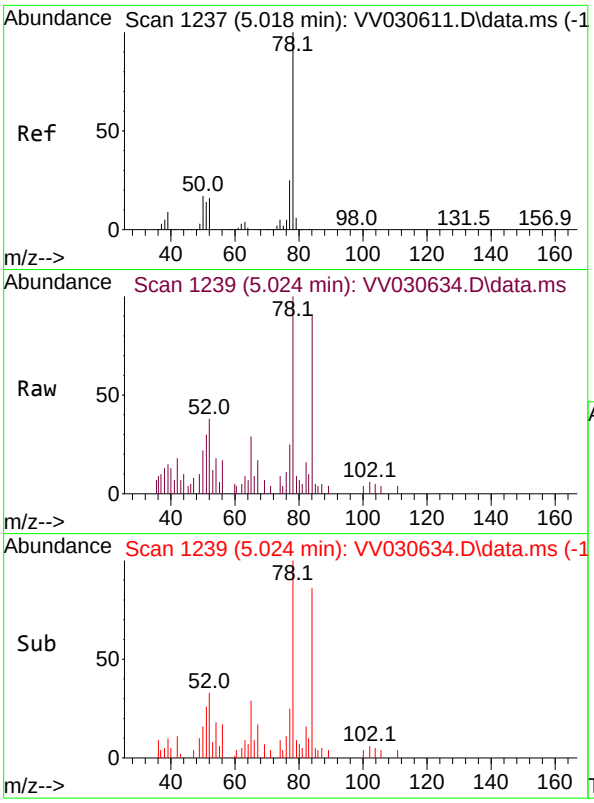

#33
Benzene
Concen: 0.957 ug/L
RT: 5.024 min Scan# 1
Delta R.T. 0.006 min
Lab File: VV030634.D
Acq: 18 Apr 2023 21:52

Instrument :
MSVOA_V
ClientSampleId :
C0MH8

Tgt Ion: 78 Resp: 6370

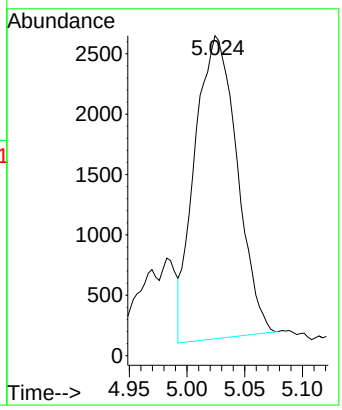

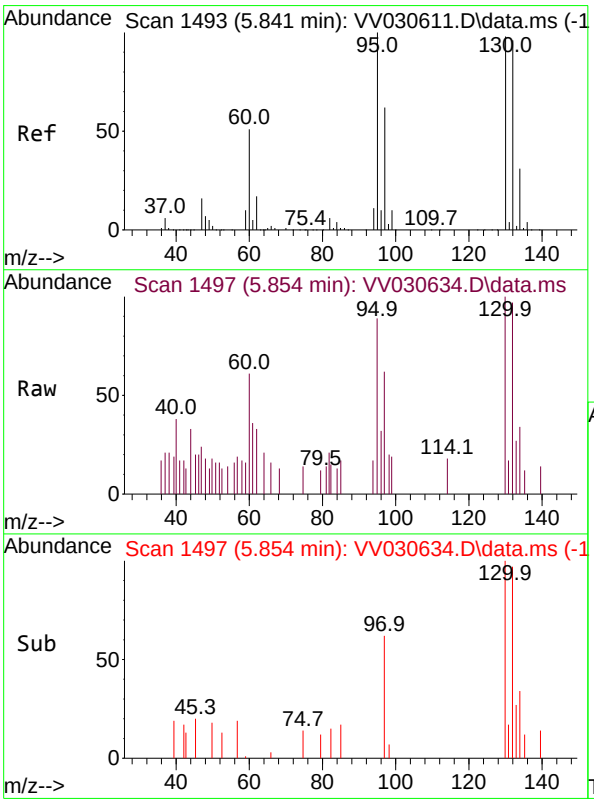

#34
Trichloroethene
Concen: 1.001 ug/L
RT: 5.854 min Scan# 1497
Delta R.T. 0.013 min
Lab File: VV030634.D
Acq: 18 Apr 2023 21:52

Tgt Ion: 95 Resp: 1733

Ion	Ratio	Lower	Upper
95	100		
97	69.5	45.8	85.2
132	110.0	70.6	131.2
130	112.9	70.9	131.7

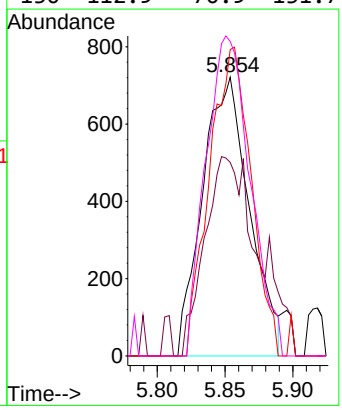

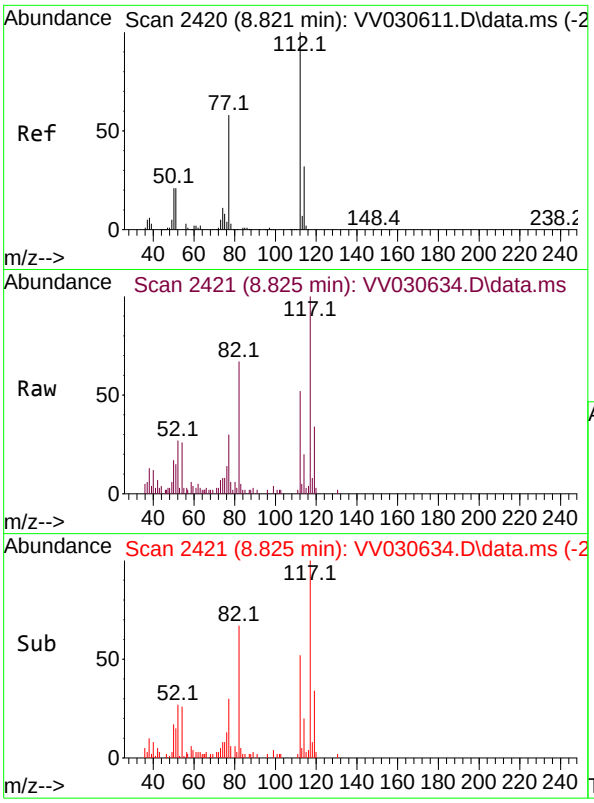

#51
Chlorobenzene
Concen: 1.086 ug/L
RT: 8.825 min Scan# 2
Delta R.T. 0.003 min
Lab File: VV030634.D
Acq: 18 Apr 2023 21:52

Instrument :
MSVOA_V
ClientSampleId :
C0MH8

Tgt Ion:112 Resp: 5127
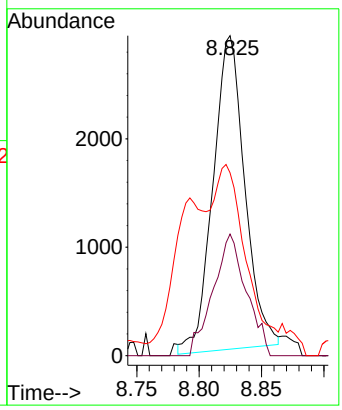
Ion	Ratio	Lower	Upper
112	100		
114	38.0	22.4	41.6
77	57.1	47.4	71.0