Quantitation Report (Not Reviewed)

Data Path : Z:\voasrv\HPCHEM1\MSVOA_V\Data\VV042324\
Data File : VV035351.D
Acq On : 23 Apr 2024 11:18
Operator : SY/MD
Sample : P2157-01
Misc : 5.0mL/MSVOA_V/WATER
ALS Vial : 7 Sample Multiplier: 1

Instrument :
MSVOA_V
ClientSampleId :

Quant Time: Apr 23 23:27:54 2024
Quant Method : Z:\voasrv\HPCHEM1\MSVOA_V\Method\SFAMVLM032624WMA.M
Quant Title : VOC Analysis
QLast Update : Tue Apr 23 23:26:51 2024
Response via : Initial Calibration

Compound	R.T.	QIon	Response	Conc Units	Dev(Min)
Internal Standards					
1) 1,4-Difluorobenzene	5.532	114	319298	50.000 ug/L	0.00
28) Chlorobenzene-d5	8.783	117	323180	50.000 ug/L	0.00
58) 1,4-Dichlorobenzene-d4	11.185	152	148659	50.000 ug/L	0.00
System Monitoring Compounds					
4) Vinyl Chloride-d3	1.278	65	187555	60.823 ug/L	0.00
Spiked Amount 50.000	Range 60 - 135		Recovery = 121.640%		
7) Chloroethane-d5	1.532	69	151907	56.717 ug/L	0.00
Spiked Amount 50.000	Range 70 - 130		Recovery = 113.440%		
11) 1,1-Dichloroethene-d2	2.060	65	77021	56.980 ug/L	0.00
Spiked Amount 50.000	Range 60 - 125		Recovery = 113.960%		
21) 2-Butanone-d5	3.786	46	201982	110.443 ug/L	0.00
Spiked Amount 100.000	Range 40 - 130		Recovery = 110.440%		
24) Chloroform-d	4.246	84	321413	61.994 ug/L	0.00
Spiked Amount 50.000	Range 70 - 125		Recovery = 123.980%		
26) 1,2-Dichloroethane-d4	4.941	65	199761	60.687 ug/L	0.00
Spiked Amount 50.000	Range 70 - 125		Recovery = 121.380%		
32) Benzene-d6	4.957	84	639874	58.943 ug/L	0.00
Spiked Amount 50.000	Range 70 - 125		Recovery = 117.880%		
36) 1,2-Dichloropropane-d6	5.986	67	206517	59.908 ug/L	0.00
Spiked Amount 50.000	Range 70 - 120		Recovery = 119.820%		
41) Toluene-d8	7.240	98	554714	56.739 ug/L	0.00
Spiked Amount 50.000	Range 80 - 120		Recovery = 113.480%		
43) trans-1,3-Dichloroprop...	7.551	79	88857	53.022 ug/L	0.00
Spiked Amount 50.000	Range 60 - 125		Recovery = 106.040%		
47) 2-Hexanone-d5	8.024	63	110491	84.775 ug/L	0.00
Spiked Amount 100.000	Range 45 - 130		Recovery = 84.780%		
56) 1,1,2,2-Tetrachloroeth...	10.149	84	279017	58.776 ug/L	0.00
Spiked Amount 50.000	Range 65 - 120		Recovery = 117.560%		
66) 1,2-Dichlorobenzene-d4	11.558	152	220511	66.066 ug/L	0.00
Spiked Amount 50.000	Range 80 - 120		Recovery = 132.140%#		
Target Compounds					Qvalue
10) 1,1,2-Trichloro-1,2,2-...	2.060	101	2173	0.867 ug/L #	22
12) 1,1-Dichloroethene	2.060	96	2004	0.836 ug/L #	1
13) Acetone	2.118	43	8662	5.159 ug/L	98
48) 2-Hexanone	8.082	43	29295	9.263 ug/L #	96

(#) = qualifier out of range (m) = manual integration (+) = signals summed

Quantitation Report (Not Reviewed)

Data Path : Z:\voasrv\HPCHEM1\MSVOA_V\Data\VV042324\
Data File : VV035351.D
Acq On : 23 Apr 2024 11:18
Operator : SY/MD
Sample : P2157-01
Misc : 5.0mL/MSVOA_V/WATER
ALS Vial : 7 Sample Multiplier: 1

Instrument :
MSVOA_V
ClientSampleId :

Quant Time: Apr 23 23:27:54 2024
Quant Method : Z:\voasrv\HPCHEM1\MSVOA_V\Method\SFAMVLM032624WMA.M
Quant Title : VOC Analysis
QLast Update : Tue Apr 23 23:26:51 2024
Response via : Initial Calibration

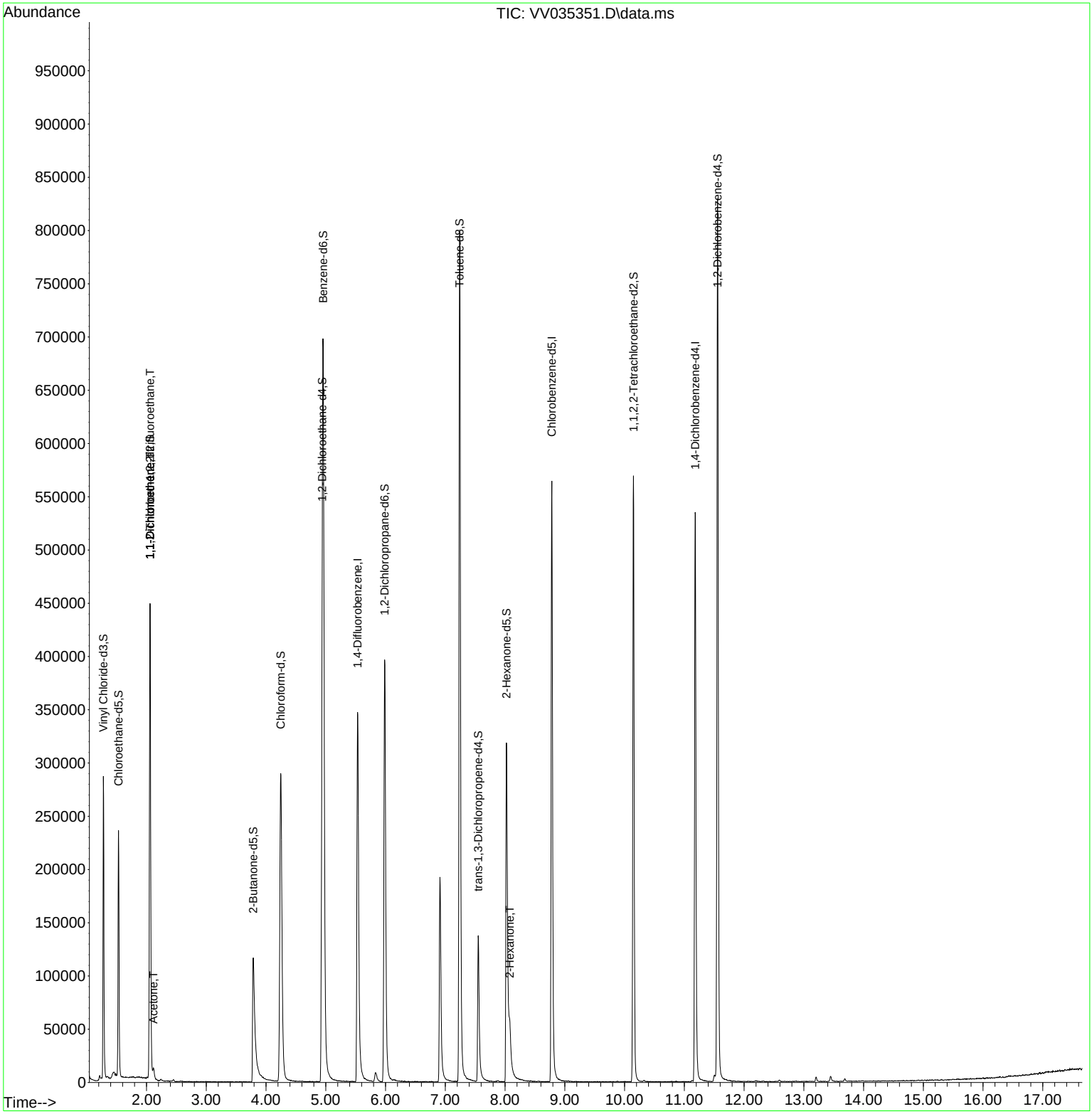

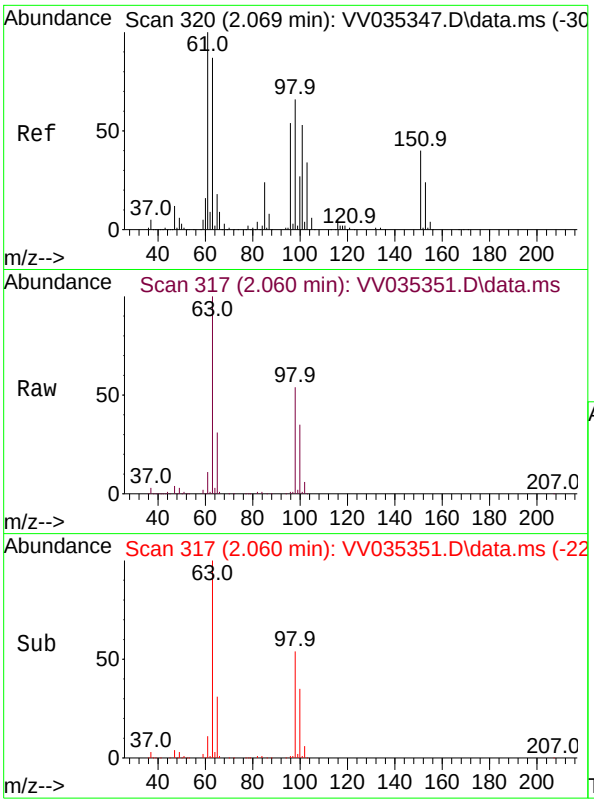

#10
1,1,2-Trichloro-1,2,2-trifluoroethane
Concen: 0.867 ug/L
RT: 2.060 min Scan# 3
Delta R.T. -0.009 min
Lab File: VV035351.D
Acq: 23 Apr 2024 11:18

Instrument :
MSVOA_V
ClientSampleId :

Tgt Ion:101 Resp: 2173

Ion	Ratio	Lower	Upper
101	100		
85	0.0	35.3	52.9#
151	0.0	55.0	82.4#

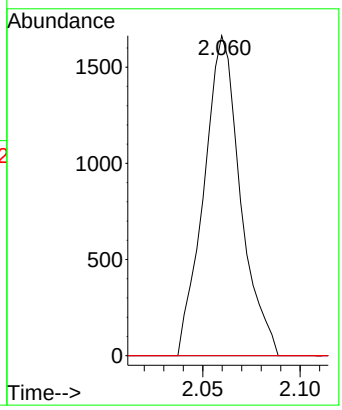

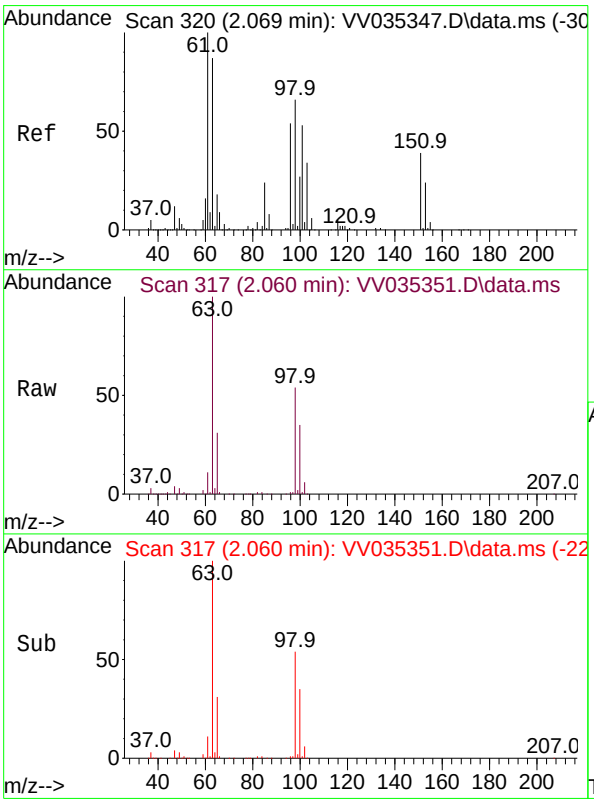

#12
1,1-Dichloroethene
Concen: 0.836 ug/L
RT: 2.060 min Scan# 317
Delta R.T. -0.009 min
Lab File: VV035351.D
Acq: 23 Apr 2024 11:18

Tgt Ion: 96 Resp: 2004

Ion	Ratio	Lower	Upper
96	100		
61	1345.0	131.5	244.3#
63	11815.7	111.4	206.8#

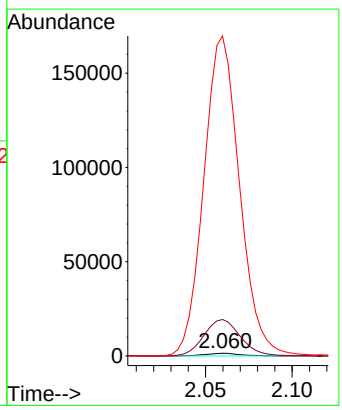

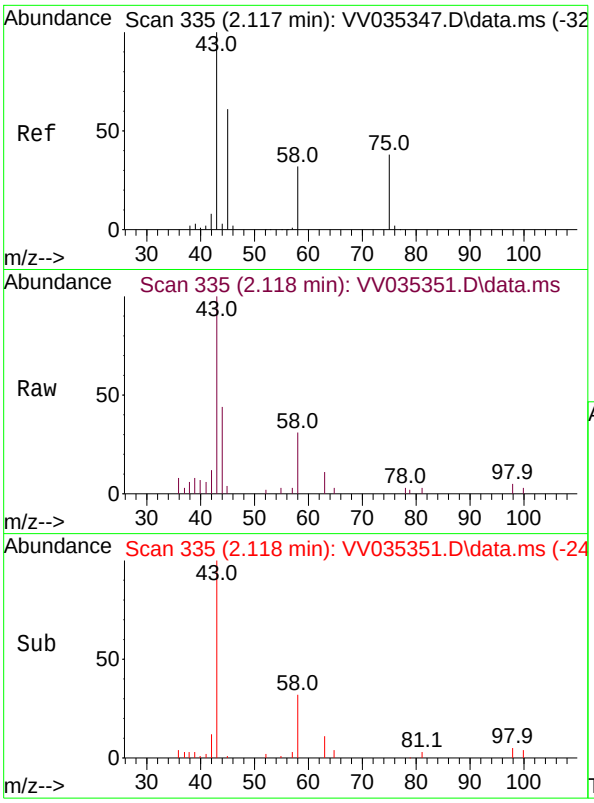

#13
Acetone
Concen: 5.159 ug/L
RT: 2.118 min Scan# 3
Delta R.T. 0.000 min
Lab File: VV035351.D
Acq: 23 Apr 2024 11:18

Instrument :
MSVOA_V
ClientSampleId :

Tgt Ion: 43 Resp: 8662

Ion	Ratio	Lower	Upper
43	100		
58	34.1	0.0	66.0

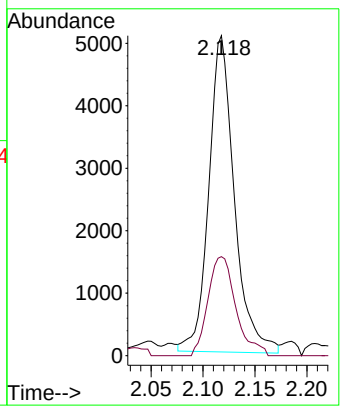

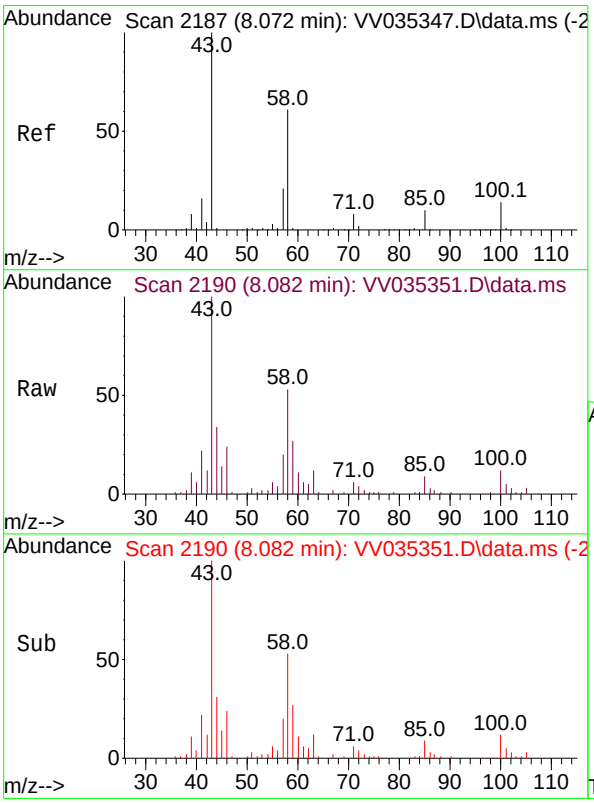

#48
2-Hexanone
Concen: 9.263 ug/L
RT: 8.082 min Scan# 2190
Delta R.T. 0.010 min
Lab File: VV035351.D
Acq: 23 Apr 2024 11:18

Tgt Ion: 43 Resp: 29295
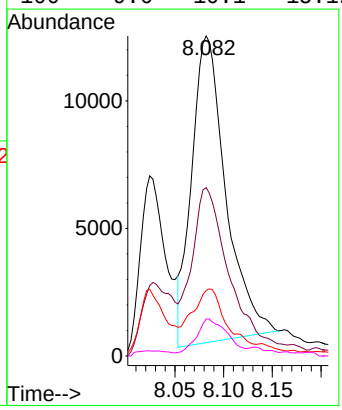
Ion	Ratio	Lower	Upper
43	100		
58	56.8	45.4	68.2
57	13.6	16.2	24.4#
100	9.6	10.1	15.1#