Quantitation Report (Qedit)

Data Path : Z:\VOASRV\HPCHEM1\MSVOA V\DATA\VV052920\
Data File : VV016331.D
Acq On : 29 May 2020 23:50
Operator : SY/MD
Sample : L2826-04
Misc : 25.0mL/MSVOA V/WATER
ALS Vial : 24 Sample Multiplier: 1

Quant Time: May 30 03:08:31 2020
Quant Method : Z:\VOASRV\HPCHEM1\MSVOA_V\METHOD\SOMVTR052620WMA.M
Quant Title : TRACE VOA SOM01.0
QLast Update : Sat May 30 03:05:25 2020
Response via : Initial Calibration

Instrument :
MSVOA_V
ClientSampleId :
CWKB7

Manual Integrations APPROVED
MMDadoda
6/1/2020 10:13:32 AM

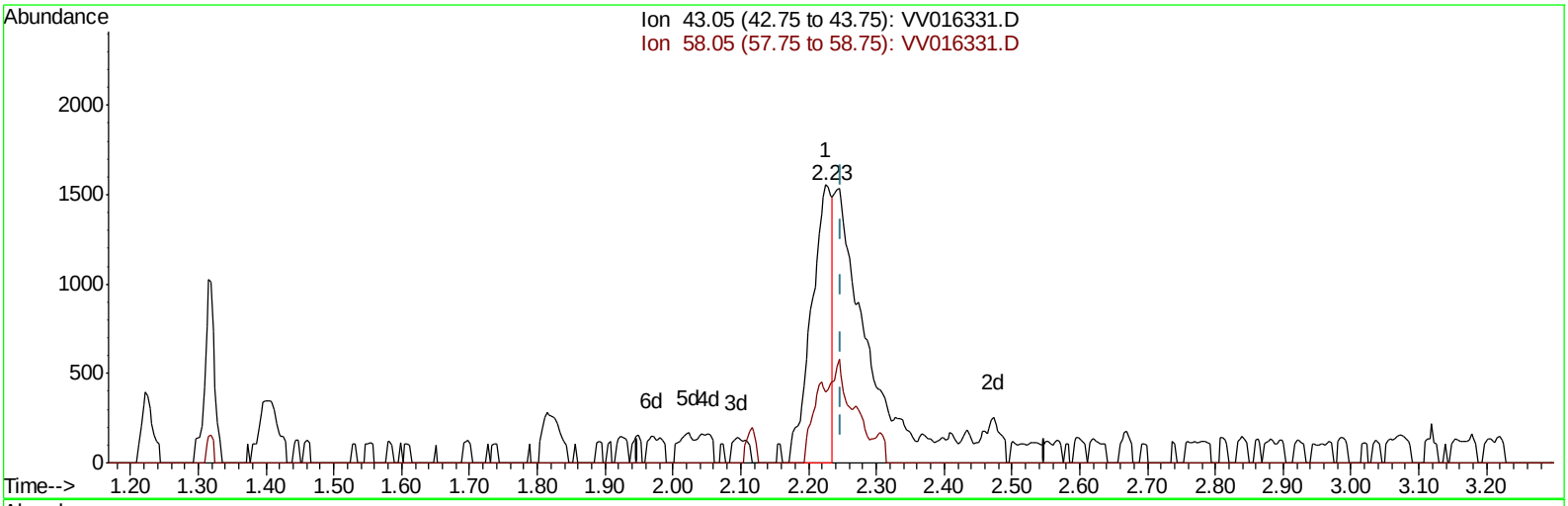

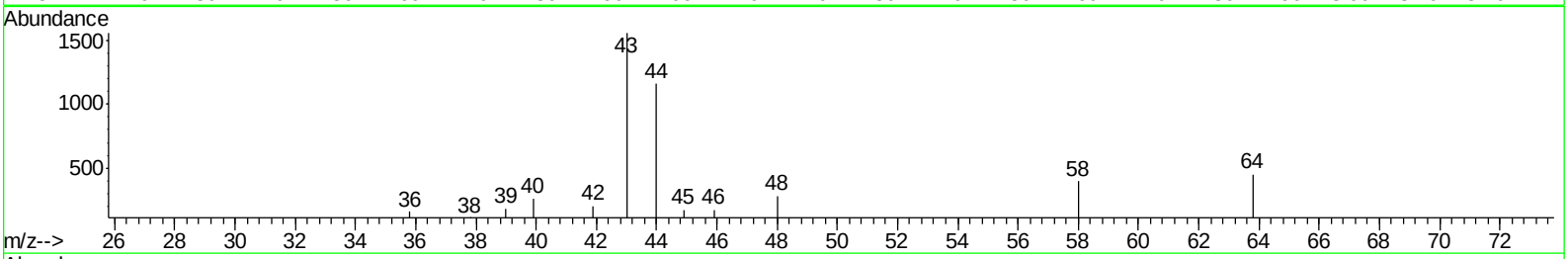

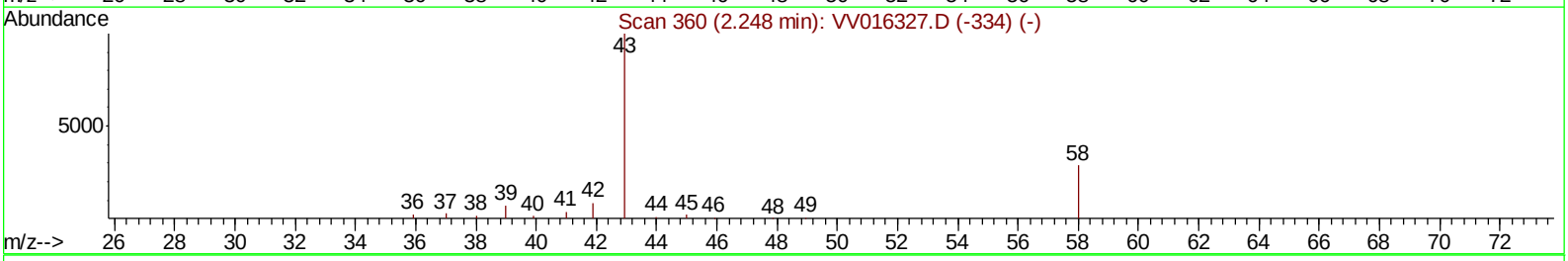

TIC: VV016331.D

(13) Acetone (T)

2.225min (-0.022) 3.86ug/L

response 3300

Ion	Exp%	Act%
43.05	100	100
58.05	24.40	18.97
0.00	0.00	0.00
0.00	0.00	0.00

Quantitation Report (Qedit)

Data Path : Z:\VOASRV\HPCHEM1\MSVOA V\DATA\VV052920\
Data File : VV016331.D
Acq On : 29 May 2020 23:50
Operator : SY/MD
Sample : L2826-04
Misc : 25.0mL/MSVOA V/WATER
ALS Vial : 24 Sample Multiplier: 1

Quant Time: May 30 03:08:31 2020
Quant Method : Z:\VOASRV\HPCHEM1\MSVOA_V\METHOD\SOMVTR052620WMA.M
Quant Title : TRACE VOA SOM01.0
QLast Update : Sat May 30 03:05:25 2020
Response via : Initial Calibration

Instrument :
MSVOA_V
ClientSampleId :
CWKB7

Manual Integrations APPROVED
MMDadoda
6/1/2020 10:13:32 AM

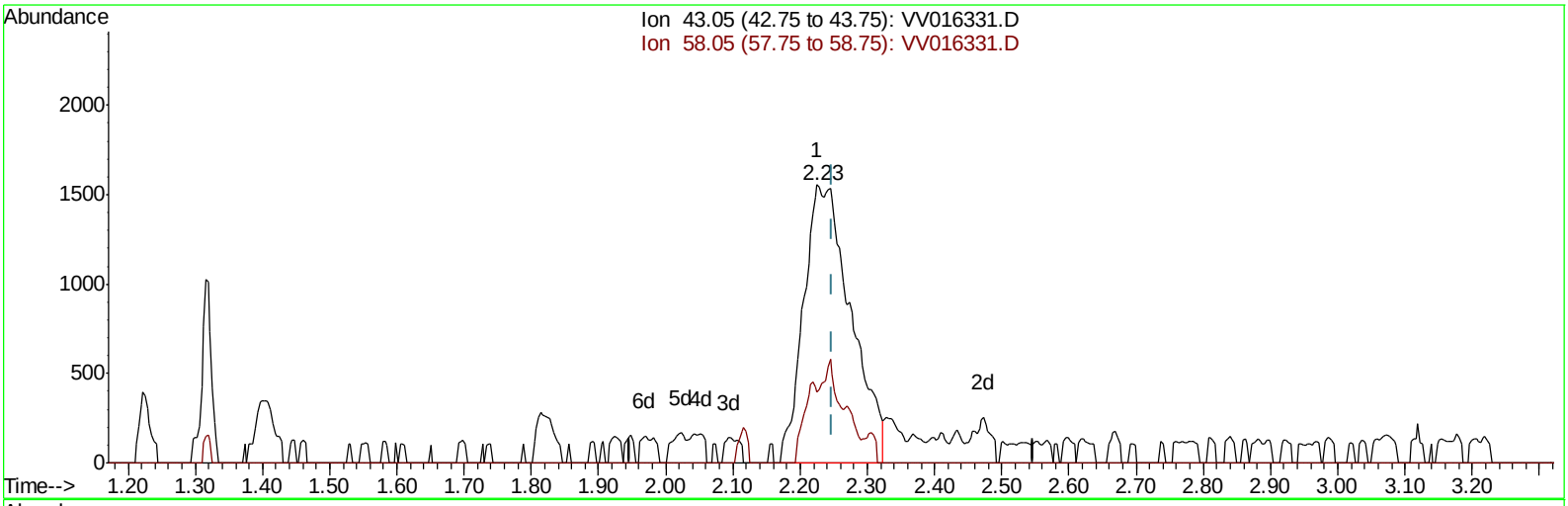

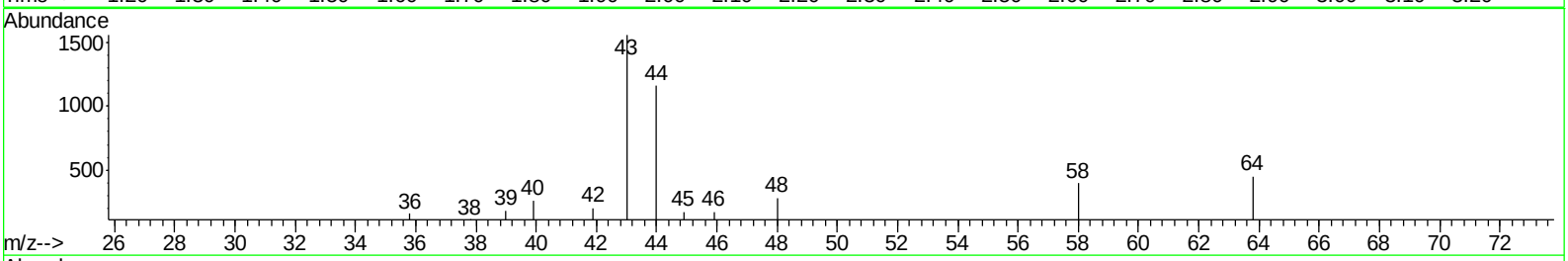

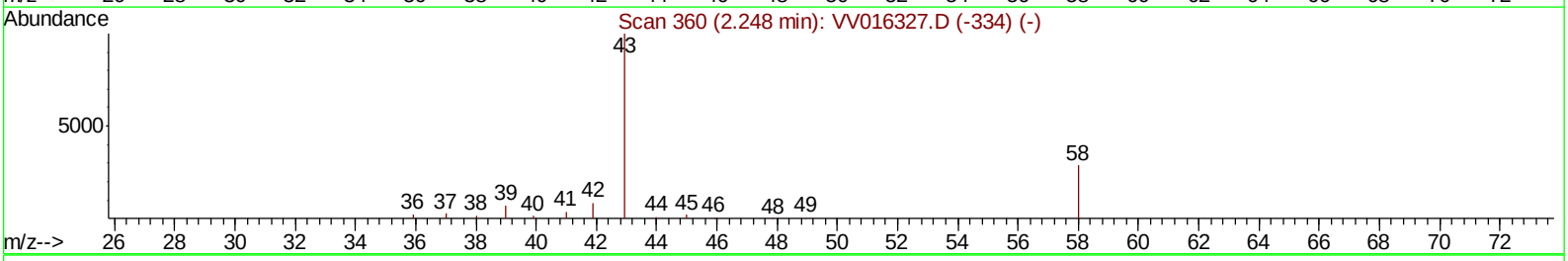

TIC: VV016331.D

(13) Acetone (T)

2.225min (-0.022) 8.85ug/L m

response 7571

Ion	Exp%	Act%
43.05	100	100
58.05	24.40	8.27
0.00	0.00	0.00
0.00	0.00	0.00

Quantitation Report (QT Reviewed)

Data Path : Z:\VOASRV\HPCHEM1\MSVOA_V\DATA\VV052920\
Data File : VV016331.D
Acq On : 29 May 2020 23:50
Operator : SY/MD
Sample : L2826-04
Misc : 25.0mL/MSVOA_V/WATER
ALS Vial : 24 Sample Multiplier: 1

Instrument :
MSVOA_V
ClientSampleId :
CWKB7

Manual Integrations
APPROVED
MMDadoda
6/1/2020 10:13:32 AM

Quant Time: May 30 03:35:48 2020
Quant Method : Z:\VOASRV\HPCHEM1\MSVOA_V\METHOD\SOMVTR052620WMA.M
Quant Title : TRACE VOA SOM01.0
QLast Update : Sat May 30 03:05:25 2020
Response via : Initial Calibration

Internal Standards	R.T.	QIon	Response	Conc	Units	Dev(Min)
1) 1,4-Difluorobenzene	5.64	114	86762	5.00	ug/L	0.00
28) Chlorobenzene-d5	8.87	117	82129	5.00	ug/L	0.00
61) 1,4-Dichlorobenzene-d4	11.27	152	35768	5.00	ug/L	0.00
System Monitoring Compounds						
4) Vinyl Chloride-d3	1.32	65	25027	4.49	ug/L	0.00
Spiked Amount 5.000	Range 40 - 130		Recovery = 89.80%			
7) Chloroethane-d5	1.58	69	20436	4.17	ug/L	0.00
Spiked Amount 5.000	Range 65 - 130		Recovery = 83.40%			
11) 1,1-Dichloroethene-d2	2.12	63	35358	3.38	ug/L	0.00
Spiked Amount 5.000	Range 60 - 125		Recovery = 67.60%			
20) 2-Butanone-d5	3.96	46	73491	53.17	ug/L	0.00
Spiked Amount 50.000	Range 40 - 130		Recovery = 106.34%			
24) Chloroform-d	4.38	84	50491	4.55	ug/L	0.00
Spiked Amount 5.000	Range 70 - 125		Recovery = 91.00%			
26) 1,2-Dichloroethane-d4	5.06	65	28210	4.80	ug/L	0.00
Spiked Amount 5.000	Range 70 - 130		Recovery = 96.00%			
32) Benzene-d6	5.07	84	100853	4.96	ug/L	0.00
Spiked Amount 5.000	Range 70 - 125		Recovery = 99.20%			
36) 1,2-Dichloropropane-d6	6.10	67	30696	4.88	ug/L	0.00
Spiked Amount 5.000	Range 60 - 140		Recovery = 97.60%			
41) Toluene-d8	7.34	98	88743	4.58	ug/L	0.00
Spiked Amount 5.000	Range 70 - 130		Recovery = 91.60%			
45) trans-1,3-Dichloropropene-	7.65	79	10070	4.29	ug/L	0.00
Spiked Amount 5.000	Range 55 - 130		Recovery = 85.80%			
48) 2-Hexanone-d5	8.12	63	56809	52.80	ug/L	0.00
Spiked Amount 50.000	Range 45 - 130		Recovery = 105.60%			
59) 1,1,2,2-Tetrachloroethane-	10.24	84	21930	4.71	ug/L	0.00
Spiked Amount 5.000	Range 65 - 120		Recovery = 94.20%			
65) 1,2-Dichlorobenzene-d4	11.65	152	31000	5.19	ug/L	0.00
Spiked Amount 5.000	Range 80 - 120		Recovery = 103.80%			

Target Compounds						Qvalue
3) Chloromethane	1.25	50	6614	0.792	ug/L	94
13) Acetone	2.23	43	7571m	8.849	ug/L	
22) cis-1,2-Dichloroethene	3.94	96	19250	2.906	ug/L	96
25) Chloroform	4.41	83	3055	0.271	ug/L	100
34) Trichloroethene	5.94	95	9208	1.496	ug/L	97
49) Tetrachloroethene	8.00	164	2577	0.583	ug/L	92

(#) = qualifier out of range (m) = manual integration (+) = signals summed

Quantitation Report (QT Reviewed)

Data Path : Z:\VOASRV\HPCHEM1\MSVOA V\DATA\VV052920\
Data File : VV016331.D
Acq On : 29 May 2020 23:50
Operator : SY/MD
Sample : L2826-04
Misc : 25.0mL/MSVOA V/WATER
ALS Vial : 24 Sample Multiplier: 1

Quant Time: May 30 03:35:48 2020
Quant Method : Z:\VOASRV\HPCHEM1\MSVOA_V\METHOD\SOMVTR052620WMA.M
Quant Title : TRACE VOA SOM01.0
QLast Update : Sat May 30 03:05:25 2020
Response via : Initial Calibration

Instrument :
MSVOA_V
ClientSampleId :
CWKB7
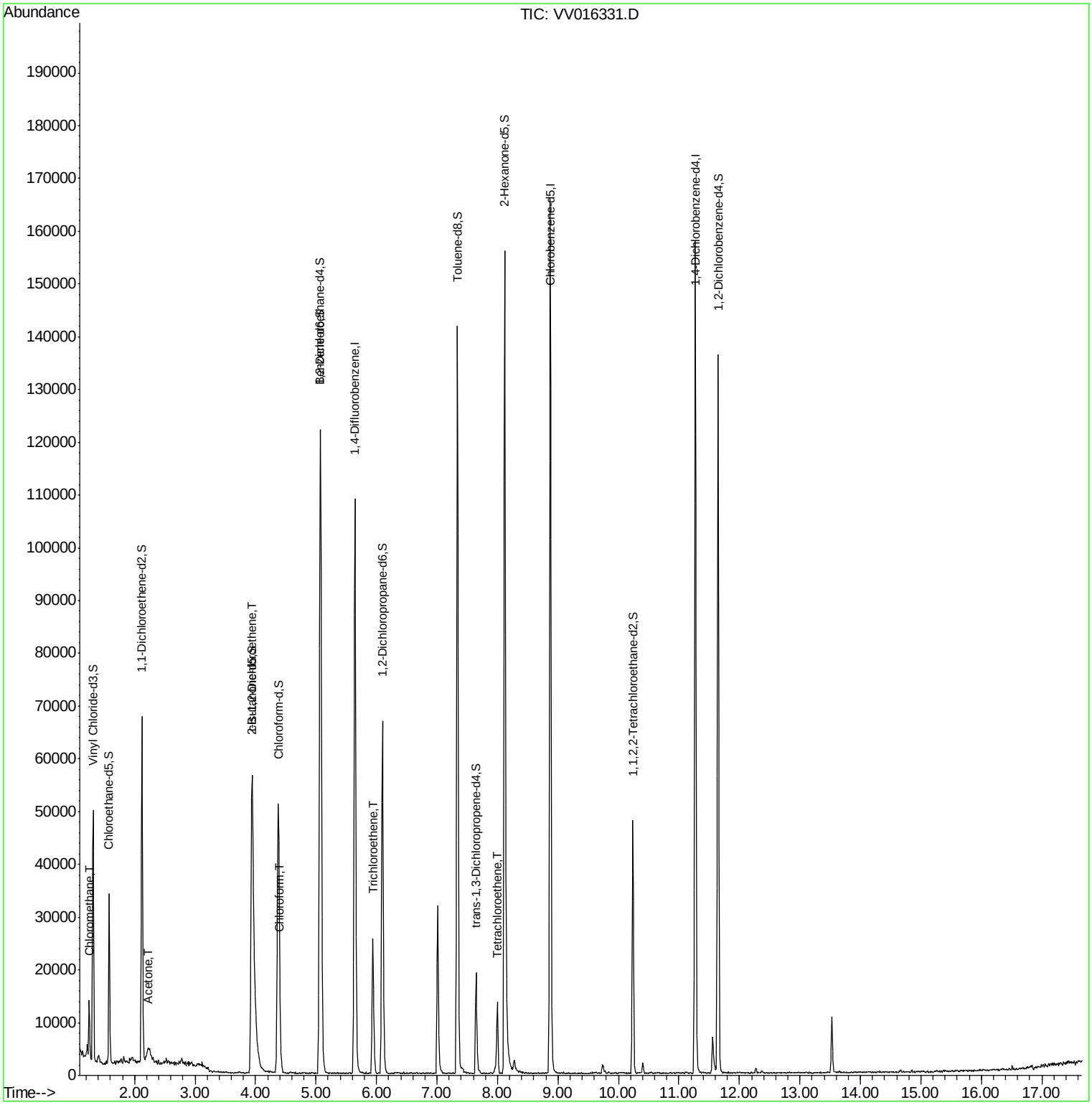
Manual Integrations APPROVED
MMDadoda
6/1/2020 10:13:32 AM