Data Path : Z:\VOASRV\HPCHEM1\MSVOA_V\DATA\VV060619\

Quantitation Report (QT Reviewed)

Data File : VV011268.D
Acq On : 07 Jun 2019 03:20
Operator : SY/MD
Sample : K3197-11
Misc : 25ML/MSVOA_V/WATER
ALS Vial : 1 Sample Multiplier: 1

Quant Time: Jun 07 03:57:51 2019
Quant Method : Z:\VOASRV\HPCHEM1\MSVOA_V\METHOD\SOMVTR060419WMA.M
Quant Title : TRACE VOA SOM01.0
QLast Update : Fri Jun 07 02:51:59 2019
Response via : Initial Calibration

**Instrument :**
MSVOA_V
**ClientSampleId :**
F9P55

**Manual Integrations APPROVED**

MMDadoda
6/10/2019 11:43:30 AM

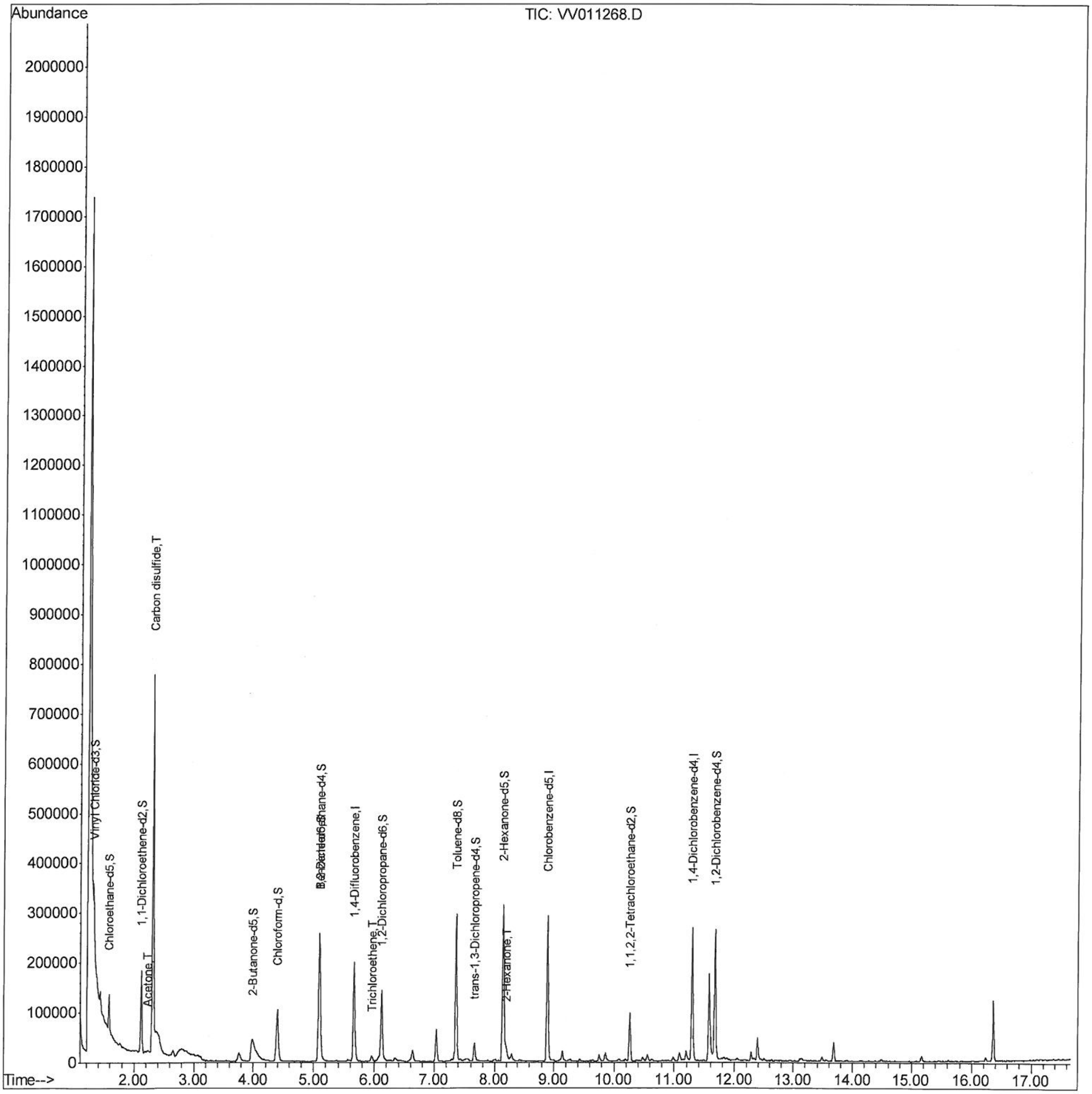

```
Data Path : Z:\VOASRV\HPCHEM1\MSVOA_V\DATA\VV060619\
                                    Quantitation Report (Qedit)
Data File : VV011268.D
Acq On    : 07 Jun 2019  03:20
Operator  : SY/MD
Sample    : K3197-11
Misc      : 25ML/MSVOA_V/WATER
ALS Vial  : 1   Sample Multiplier: 1

Quant Time: Jun 07 03:48:24 2019
Quant Method : Z:\VOASRV\HPCHEM1\MSVOA_V\METHOD\SOMVTR060419WMA.M
Quant Title  : TRACE VOA SOM01.0
QLast Update : Fri Jun 07 02:51:59 2019
Response via : Initial Calibration
```

**Instrument :**
MSVOA_V
**ClientSampleId :**
F9P55

**Manual Integrations APPROVED**
MMDadoda
6/10/2019 11:43:30 AM

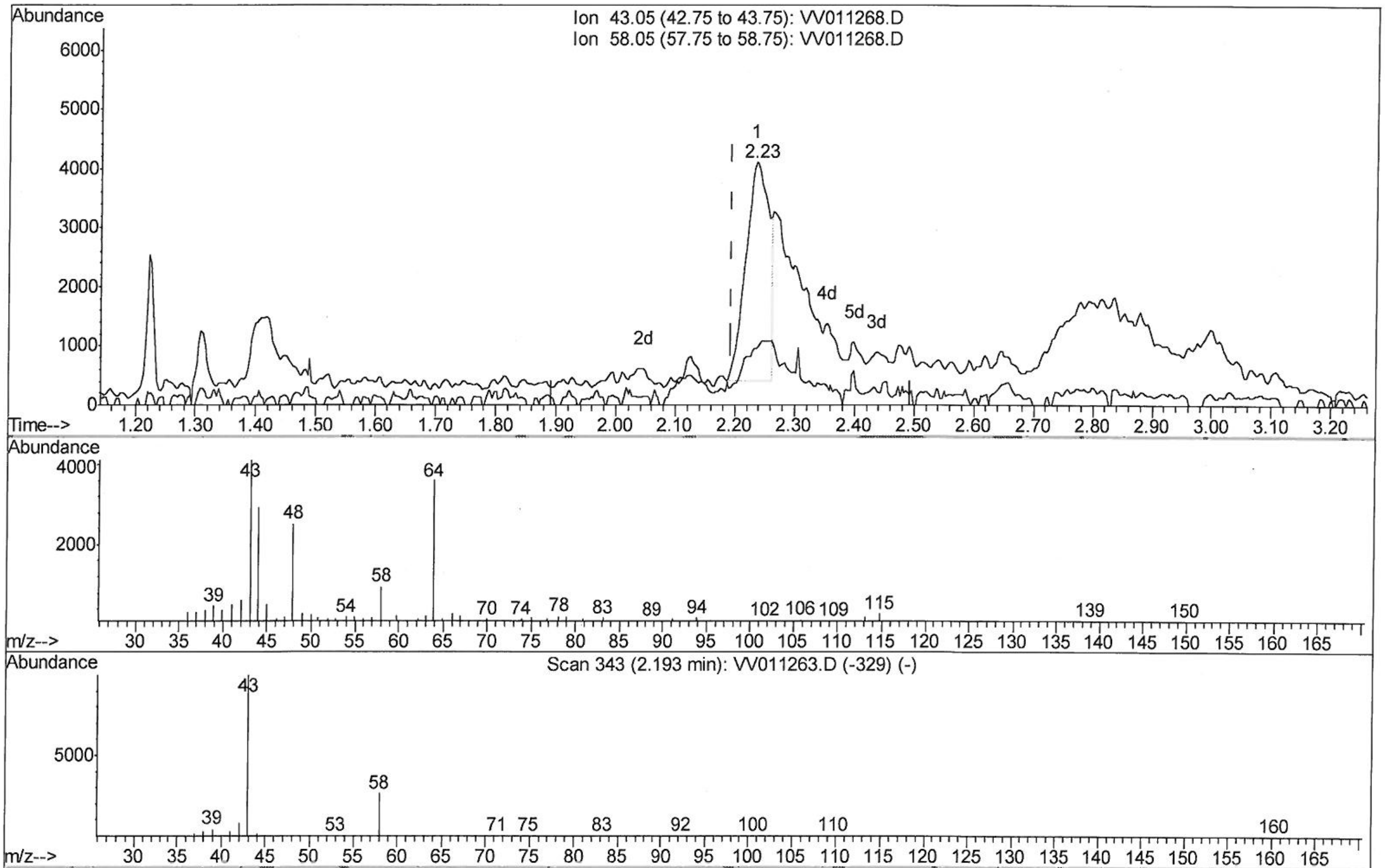


TIC: VV011268.D

(13) Acetone (T)

2.235min (+0.042) 5.45ug/L

response 10005

| Ion | Exp% | Act% |
|---|---|---|
| 43.05 | 100 | 100 |
| 58.05 | 27.60 | 26.04 |
| 0.00 | 0.00 | 0.00 |
| 0.00 | 0.00 | 0.00 |

```
Data Path : Z:\VOASRV\HPCHEM1\MSVOA_V\DATA\VV060619\
                                        Quantitation Report (Qedit)
Data File : VV011268.D
Acq On    : 07 Jun 2019  03:20
Operator  : SY/MD
Sample    : K3197-11
Misc      : 25ML/MSVOA_V/WATER
ALS Vial  : 1   Sample Multiplier: 1

Quant Time: Jun 07 03:48:24 2019
Quant Method : Z:\VOASRV\HPCHEM1\MSVOA_V\METHOD\SOMVTR060419WMA.M
Quant Title  : TRACE VOA SOM01.0
QLast Update : Fri Jun 07 02:51:59 2019
Response via : Initial Calibration
```

**Instrument :**
MSVOA_V
**ClientSampleId :**
F9P55

**Manual Integrations APPROVED**
MMDadoda
6/10/2019 11:43:30 AM

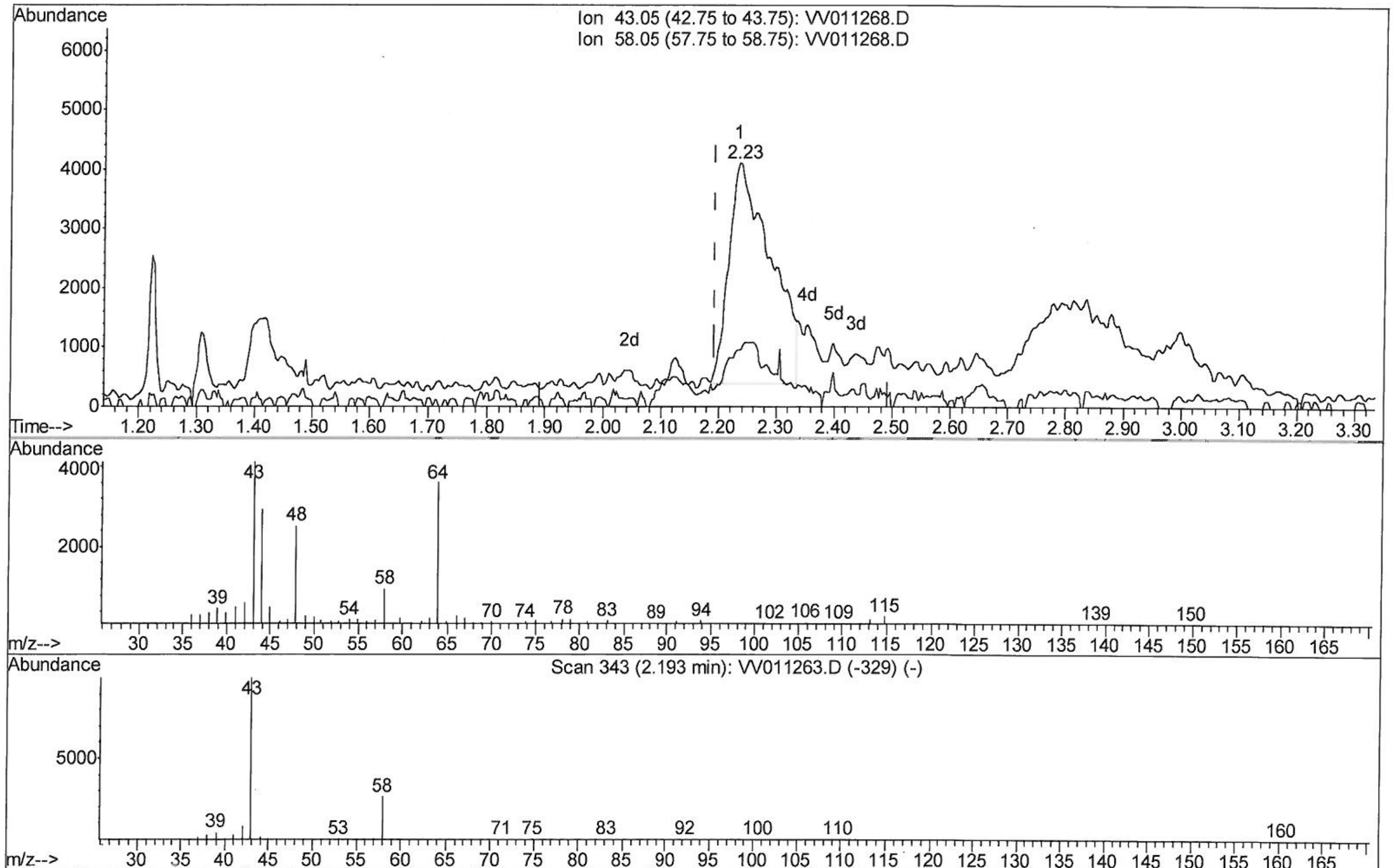

TIC: VV011268.D

(13) Acetone (T)

2.235min (+0.042) 10.17ug/L m >06/11/19 SY

response 18669

| Ion | Exp% | Act% |
|---|---|---|
| 43.05 | 100 | 100 |
| 58.05 | 27.60 | 13.95 |
| 0.00 | 0.00 | 0.00 |
| 0.00 | 0.00 | 0.00 |

Data Path : Z:\VOASRV\HPCHEM1\MSVOA_V\DATA\VV060619\

Quantitation Report (QT Reviewed)

Data File : VV011268.D
Acq On : 07 Jun 2019 03:20
Operator : SY/MD
Sample : K3197-11
Misc : 25ML/MSVOA_V/WATER
ALS Vial : 1 Sample Multiplier: 1

**Instrument :** MSVOA_V
**ClientSampleId :** F9P55

**Manual Integrations APPROVED**
MMDadoda
6/10/2019 11:43:30 AM

Quant Time: Jun 07 03:57:51 2019
Quant Method : Z:\VOASRV\HPCHEM1\MSVOA_V\METHOD\SOMVTR060419WMA.M
Quant Title : TRACE VOA SOM01.0
QLast Update : Fri Jun 07 02:51:59 2019
Response via : Initial Calibration

| Internal Standards | R.T. | QIon | Response | Conc Units | Dev(Min) |
|---|---|---|---|---|---|
| 1) 1,4-Difluorobenzene | 5.66 | 114 | 160499 | 5.00 ug/L | 0.00 |
| 28) Chlorobenzene-d5 | 8.89 | 117 | 143940 | 5.00 ug/L | 0.00 |
| 60) 1,4-Dichlorobenzene-d4 | 11.29 | 152 | 64319 | 5.00 ug/L | 0.00 |

| System Monitoring Compounds | R.T. | QIon | Response | Conc Units | Dev(Min) |
|---|---|---|---|---|---|
| 4) Vinyl Chloride-d3 | 1.31 | 65 | 57444 | 4.72 ug/L | 0.00 |
| Spiked Amount 5.000 | Range 40 - 130 | | Recovery = | 94.40% | |
| 7) Chloroethane-d5 | 1.58 | 69 | 42852 | 4.24 ug/L | 0.02 |
| Spiked Amount 5.000 | Range 65 - 130 | | Recovery = | 84.80% | |
| 11) 1,1-Dichloroethene-d2 | 2.12 | 63 | 90210 | 3.71 ug/L | 0.00 |
| Spiked Amount 5.000 | Range 60 - 125 | | Recovery = | 74.20% | |
| 20) 2-Butanone-d5 | 3.98 | 46 | 135387 | 49.45 ug/L | 0.04 |
| Spiked Amount 50.000 | Range 40 - 130 | | Recovery = | 98.90% | |
| 24) Chloroform-d | 4.40 | 84 | 101311 | 4.73 ug/L | 0.00 |
| Spiked Amount 5.000 | Range 70 - 125 | | Recovery = | 94.60% | |
| 26) 1,2-Dichloroethane-d4 | 5.08 | 65 | 56664 | 4.90 ug/L | 0.00 |
| Spiked Amount 5.000 | Range 70 - 130 | | Recovery = | 98.00% | |
| 32) Benzene-d6 | 5.09 | 84 | 206104 | 4.79 ug/L | 0.00 |
| Spiked Amount 5.000 | Range 70 - 125 | | Recovery = | 95.80% | |
| 36) 1,2-Dichloropropane-d6 | 6.12 | 67 | 63971 | 4.82 ug/L | 0.00 |
| Spiked Amount 5.000 | Range 60 - 140 | | Recovery = | 96.40% | |
| 41) Toluene-d8 | 7.36 | 98 | 182890 | 4.62 ug/L | 0.00 |
| Spiked Amount 5.000 | Range 70 - 130 | | Recovery = | 92.40% | |
| 43) trans-1,3-Dichloropropene- | 7.66 | 79 | 19856 | 3.93 ug/L | 0.00 |
| Spiked Amount 5.000 | Range 55 - 130 | | Recovery = | 78.60% | |
| 46) 2-Hexanone-d5 | 8.14 | 63 | 111781 | 52.33 ug/L | 0.00 |
| Spiked Amount 50.000 | Range 45 - 130 | | Recovery = | 104.66% | |
| 57) 1,1,2,2-Tetrachloroethane- | 10.26 | 84 | 44470 | 4.92 ug/L | 0.00 |
| Spiked Amount 5.000 | Range 65 - 120 | | Recovery = | 98.40% | |
| 64) 1,2-Dichlorobenzene-d4 | 11.67 | 152 | 61632 | 4.85 ug/L | 0.00 |
| Spiked Amount 5.000 | Range 80 - 120 | | Recovery = | 97.00% | |

| Target Compounds | R.T. | QIon | Response | Conc Units | Qvalue |
|---|---|---|---|---|---|
| 13) Acetone | 2.23 | 43 | 18669m | 10.170 ug/L | |
| 14) Carbon disulfide | 2.31 | 76 | 849176 | 27.683 ug/L | 100 |
| 34) Trichloroethene | 5.96 | 95 | 3510 | 0.297 ug/L | 96 |
| 48) 2-Hexanone | 8.19 | 43 | 14207 | 2.806 ug/L # | 93 |

06/11/19 SY

(#) = qualifier out of range (m) = manual integration (+) = signals summed