

Data Path : Z:\VOASRV\HPCHEM1\MSVOA_V\DATA\VV062118\
 Data File : VV006389.D
 Acq On : 21 Jun 2018 12:56
 Operator : SY/MD
 Sample : J3513-18DL 4X
 Misc : 25 mL/MSVOA_V/WATER
 ALS Vial : 1 Sample Multiplier: 1

Instrument :
 MSVOA_V
 ClientSampleID :
 C0KF4DL

Quant Time: Jun 22 01:26:01 2018
 Quant Method : Z:\VOASRV\HPCHEM1\MSVOA_V\METHOD\SOMVTR053118WMA.M
 Quant Title : TRACE VOA SOM01.0
 QLast Update : Fri Jun 22 01:25:25 2018
 Response via : Initial Calibration

Internal Standards	R.T.	QIon	Response	Conc	Units	Dev(Min)
1) 1,4-Difluorobenzene	5.67	114	313026	5.00	ug/L	0.00
28) Chlorobenzene-d5	8.90	117	278252	5.00	ug/L	0.00
60) 1,4-Dichlorobenzene-d4	11.30	152	128244	5.00	ug/L	0.00

System Monitoring Compounds

4) Vinyl Chloride-d3	1.32	65	81262	4.75	ug/L	0.00
Spiked Amount	5.000	Range	40 - 130	Recovery	=	95.00%
7) Chloroethane-d5	1.57	69	23090	1.69	ug/L	0.00
Spiked Amount	5.000	Range	65 - 130	Recovery	=	33.80%#
11) 1,1-Dichloroethene-d2	2.13	63	120714	3.63	ug/L	0.00
Spiked Amount	5.000	Range	60 - 125	Recovery	=	72.60%
20) 2-Butanone-d5	3.96	46	228995	63.08	ug/L	0.00
Spiked Amount	50.000	Range	40 - 130	Recovery	=	126.16%
24) Chloroform-d	4.41	84	167150	5.05	ug/L	0.00
Spiked Amount	5.000	Range	70 - 125	Recovery	=	101.00%
26) 1,2-Dichloroethane-d4	5.09	65	85904	5.37	ug/L	0.00
Spiked Amount	5.000	Range	70 - 130	Recovery	=	107.40%
32) Benzene-d6	5.10	84	353728	5.29	ug/L	0.00
Spiked Amount	5.000	Range	70 - 125	Recovery	=	105.80%
36) 1,2-Dichloropropane-d6	6.12	67	110998	5.52	ug/L	0.00
Spiked Amount	5.000	Range	60 - 140	Recovery	=	110.40%
41) Toluene-d8	7.36	98	314292	4.93	ug/L	0.00
Spiked Amount	5.000	Range	70 - 130	Recovery	=	98.60%
43) trans-1,3-Dichloropropene-	7.67	79	33555	3.73	ug/L	0.00
Spiked Amount	5.000	Range	55 - 130	Recovery	=	74.60%
46) 2-Hexanone-d5	8.14	63	177785	45.78	ug/L	0.00
Spiked Amount	50.000	Range	45 - 130	Recovery	=	91.56%
57) 1,1,2,2-Tetrachloroethane-	10.27	84	70218	4.82	ug/L	0.00
Spiked Amount	5.000	Range	65 - 120	Recovery	=	96.40%
64) 1,2-Dichlorobenzene-d4	11.68	152	118761	5.34	ug/L	0.00
Spiked Amount	5.000	Range	80 - 120	Recovery	=	106.80%

Target Compounds

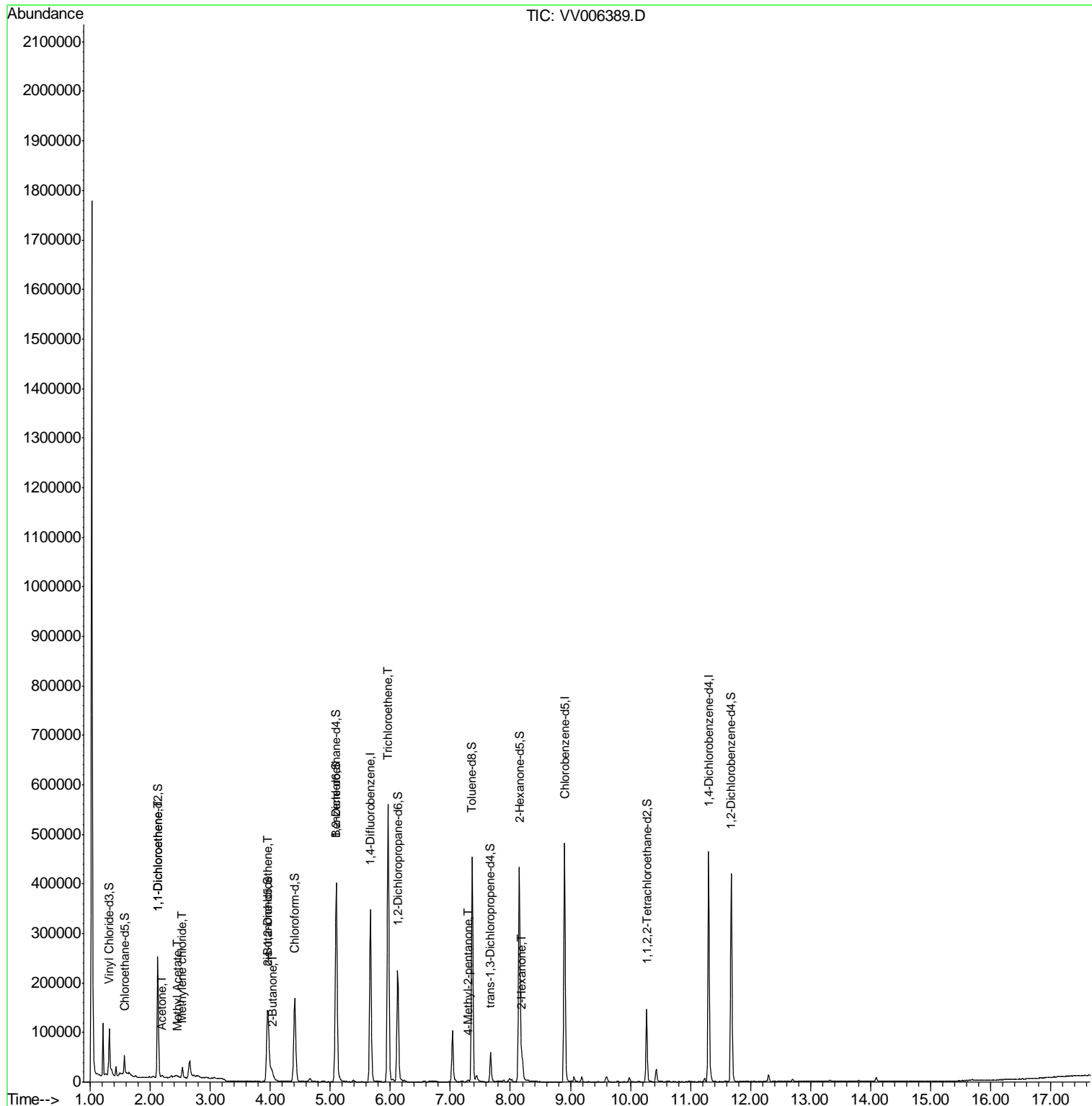
Target Compounds	R.T.	QIon	Response	Conc	Units	Qvalue
12) 1,1-Dichloroethene	2.14	96	13667	0.761	ug/L #	1
13) Acetone	2.20	43	4384	2.229	ug/L	92
15) Methyl Acetate	2.46	43	1417	0.242	ug/L #	70
16) Methylene chloride	2.54	84	8864	0.447	ug/L	98
21) 2-Butanone	4.04	43	4939	1.380	ug/L #	66
22) cis-1,2-Dichloroethene	3.97	96	11200	0.528	ug/L #	100
34) Trichloroethene	5.96	95	189801	9.064	ug/L	99
40) 4-Methyl-2-pentanone	7.29	43	3132	0.329	ug/L #	80
48) 2-Hexanone	8.20	43	27542	4.123	ug/L #	84

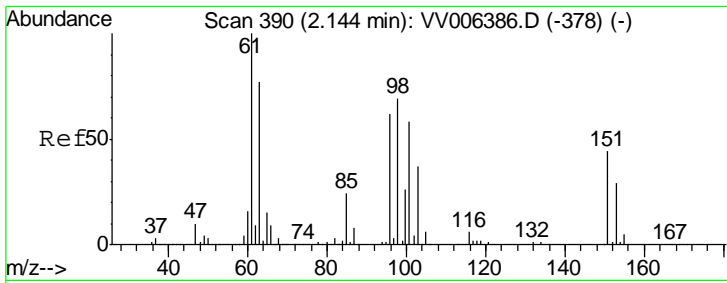
(#) = qualifier out of range (m) = manual integration (+) = signals summed

Data Path : Z:\VOASRV\HPCHEM1\MSVOA_V\DATA\VV062118\
 Data File : VV006389.D
 Acq On : 21 Jun 2018 12:56
 Operator : SY/MD
 Sample : J3513-18DL 4X
 Misc : 25 mL/MSVOA_V/WATER
 ALS Vial : 1 Sample Multiplier: 1

Instrument :
 MSVOA_V
 ClientSampleId :
 C0KF4DL

Quant Time: Jun 22 01:26:01 2018
 Quant Method : Z:\VOASRV\HPCHEM1\MSVOA_V\METHOD\SOMVTR053118WMA.M
 Quant Title : TRACE VOA SOM01.0
 QLast Update : Fri Jun 22 01:25:25 2018
 Response via : Initial Calibration

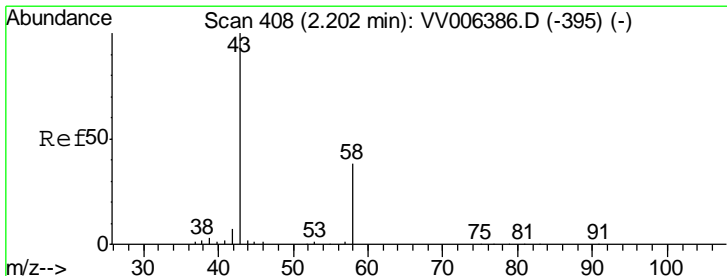
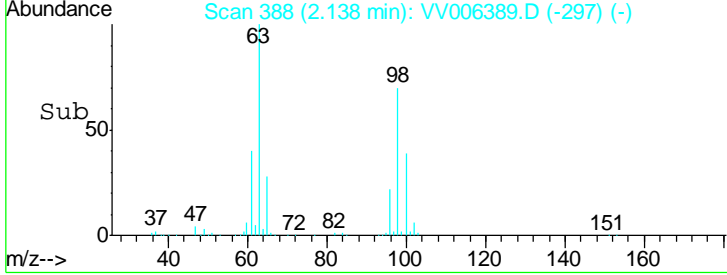
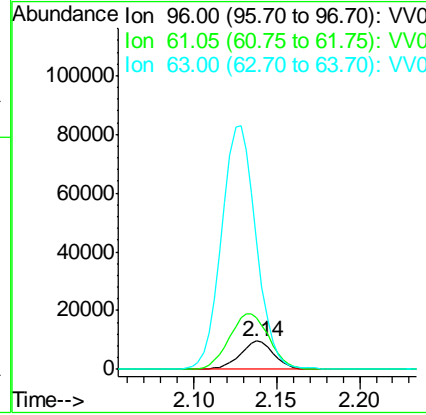
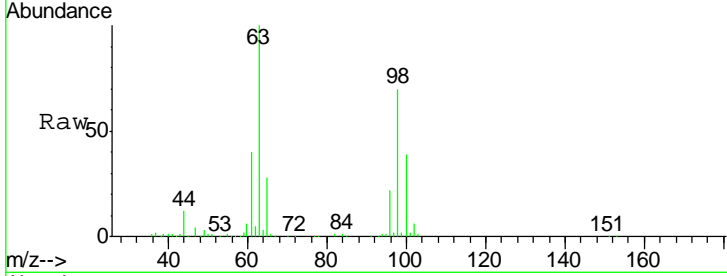




#12
 1,1-Dichloroethene
 Concen: 0.761 ug/L
 RT: 2.14 min Scan# 388
 Delta R.T. -0.01 min
 Lab File: VV006389.D
 Acq: 21 Jun 2018 12:56

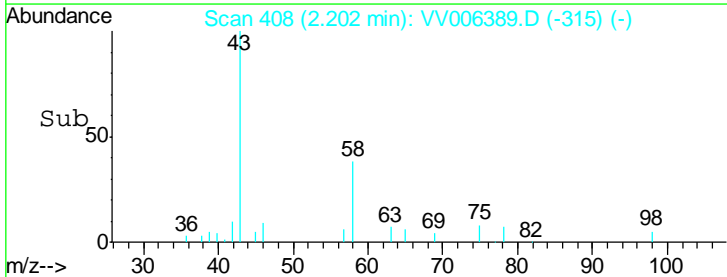
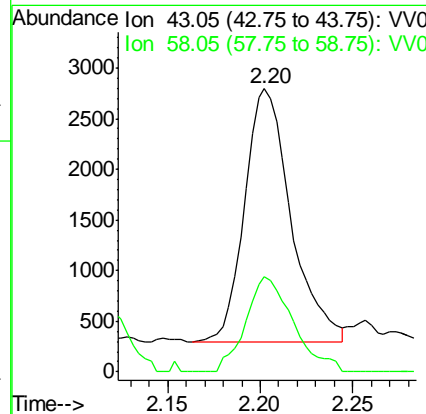
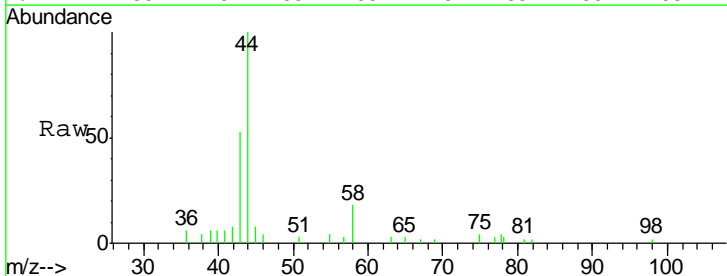
Instrument :
 MSVOA_V
ClientSampled :
 C0KF4DL

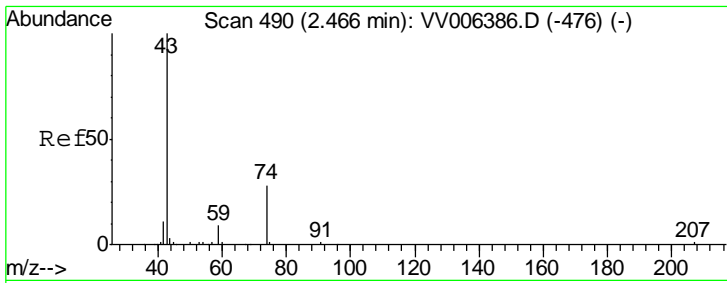
Tgt Ion	Resp	Lower	Upper
96	13667		
96	100		
61	183.5	114.2	212.2
63	455.4	85.0	157.8#



#13
 Acetone
 Concen: 2.229 ug/L
 RT: 2.20 min Scan# 408
 Delta R.T. 0.00 min
 Lab File: VV006389.D
 Acq: 21 Jun 2018 12:56

Tgt Ion	Resp	Lower	Upper
43	4384		
43	100		
58	38.2	0.0	67.4

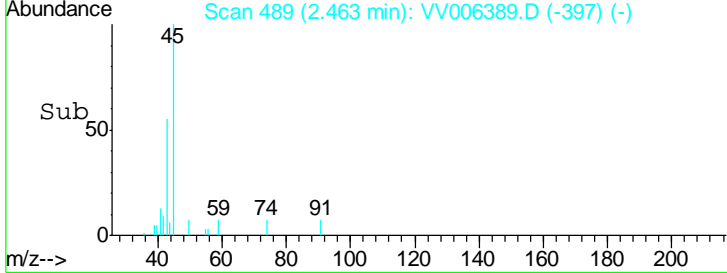
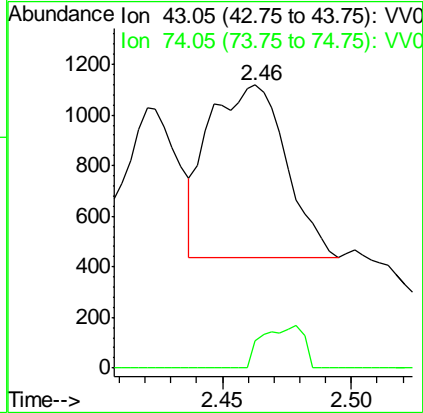
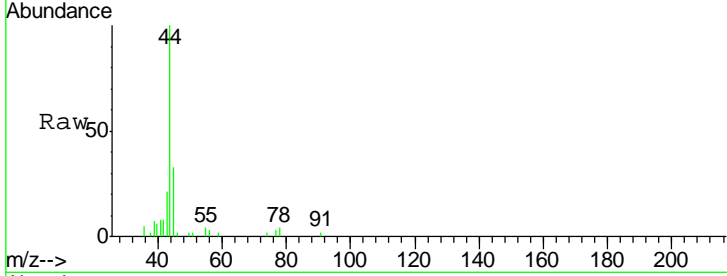




#15
 Methyl Acetate
 Concen: 0.242 ug/L
 RT: 2.46 min Scan# 489
 Delta R.T. -0.00 min
 Lab File: VV006389.D
 Acq: 21 Jun 2018 12:56

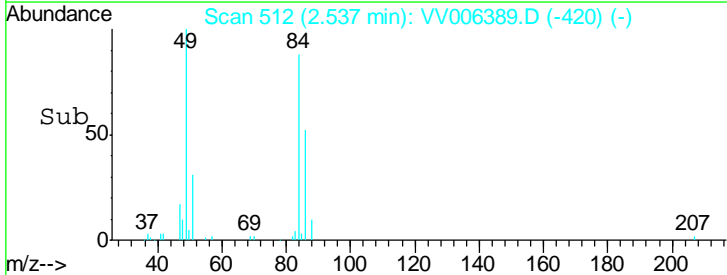
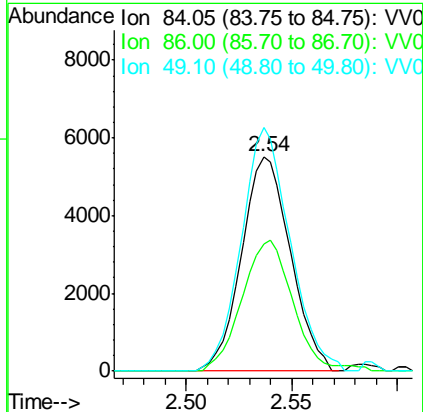
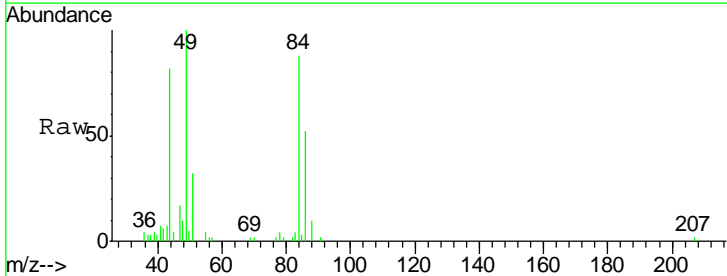
Instrument :
 MSVOA_V
ClientSampled :
 C0KF4DL

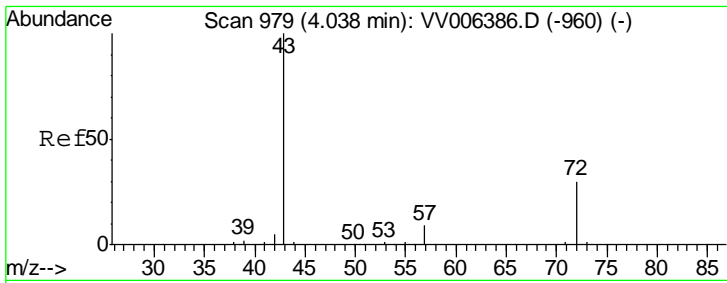
Tgt Ion	Resp	Lower	Upper
43	1417		
74	13.3	23.4	35.0#



#16
 Methylene chloride
 Concen: 0.447 ug/L
 RT: 2.54 min Scan# 512
 Delta R.T. -0.00 min
 Lab File: VV006389.D
 Acq: 21 Jun 2018 12:56

Tgt Ion	Resp	Lower	Upper
84	8864		
86	59.4	44.2	82.0
49	113.6	78.8	146.4

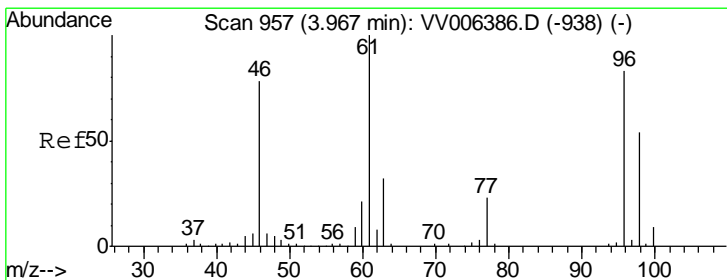
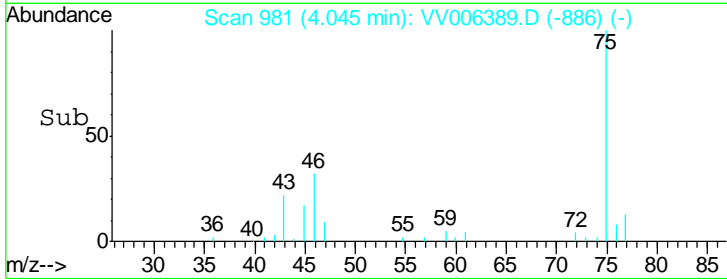
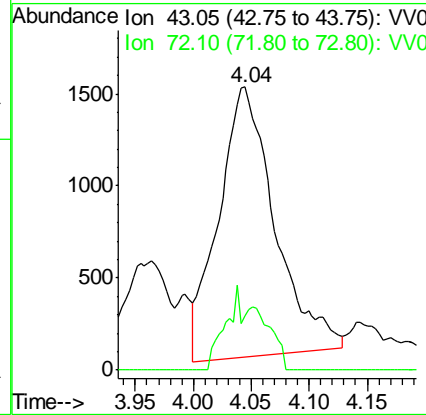
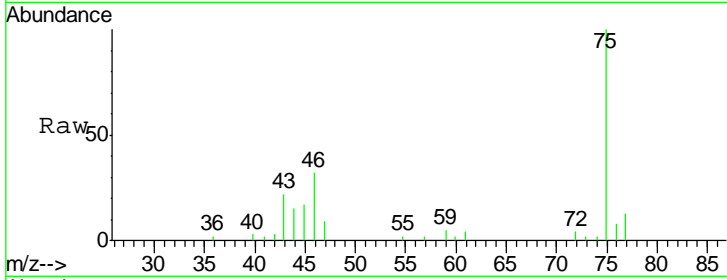




#21
 2-Butanone
 Concen: 1.380 ug/L
 RT: 4.04 min Scan# 981
 Delta R.T. 0.01 min
 Lab File: VV006389.D
 Acq: 21 Jun 2018 12:56

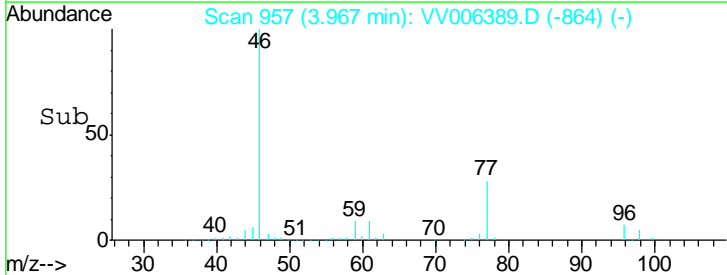
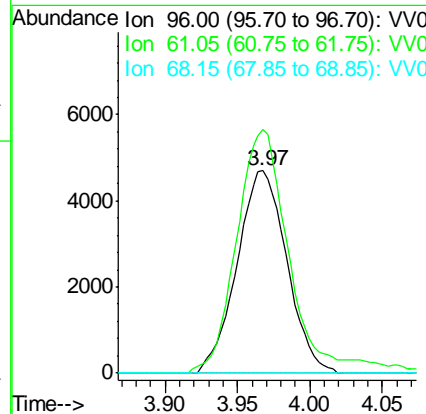
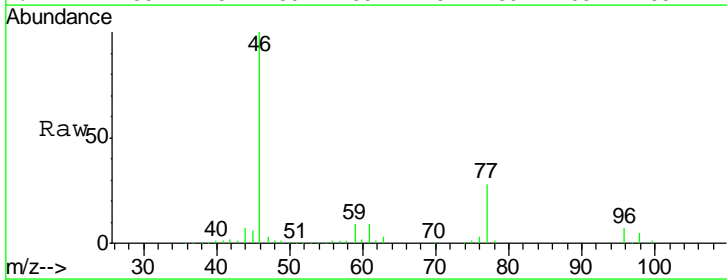
Instrument : MSVOA_V
 ClientSampled : C0KF4DL

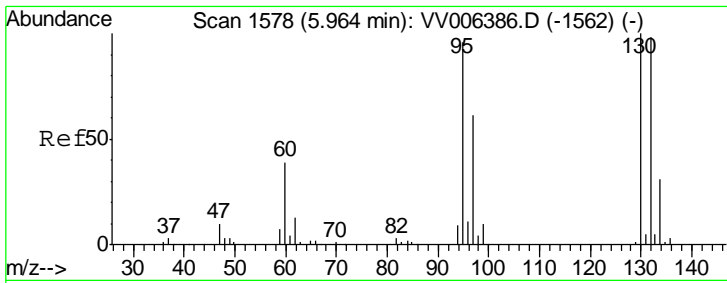
Tgt Ion	Resp	Ion Ratio	Lower	Upper
43	4939	100		
72		9.9	13.8	41.3#



#22
 cis-1,2-Dichloroethene
 Concen: 0.528 ug/L
 RT: 3.97 min Scan# 957
 Delta R.T. 0.00 min
 Lab File: VV006389.D
 Acq: 21 Jun 2018 12:56

Tgt Ion	Resp	Ion Ratio	Lower	Upper
96	11200	100		
61		120.5	84.1	156.3
68		0.0	0.3	0.5#

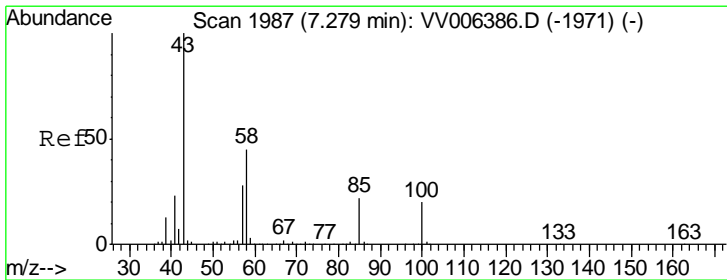
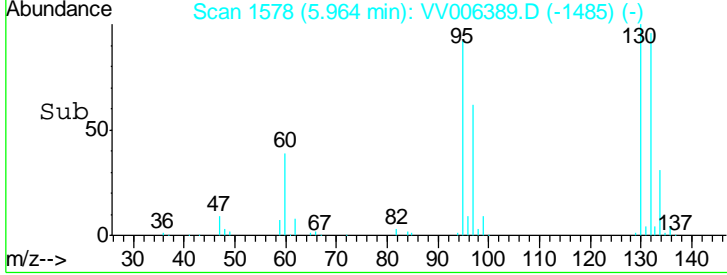
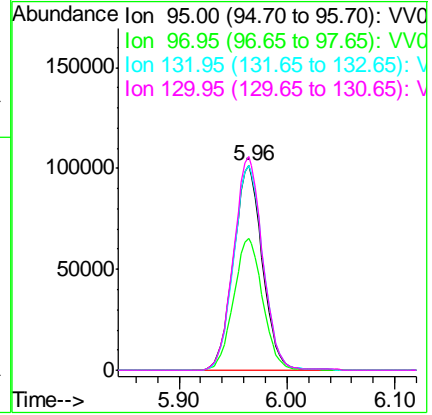
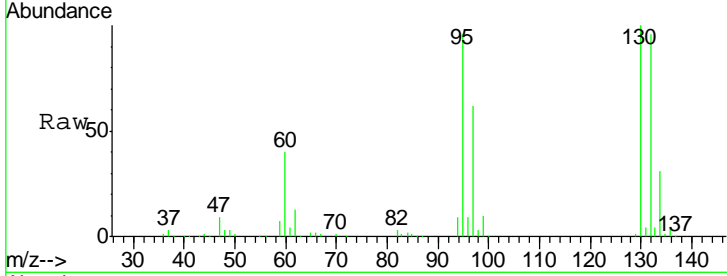




#34
 Trichloroethene
 Concen: 9.064 ug/L
 RT: 5.96 min Scan# 1578
 Delta R.T. 0.00 min
 Lab File: VV006389.D
 Acq: 21 Jun 2018 12:56

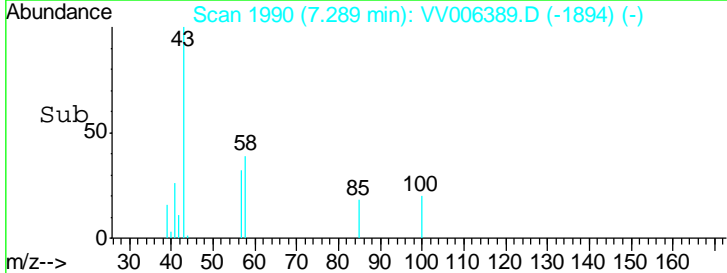
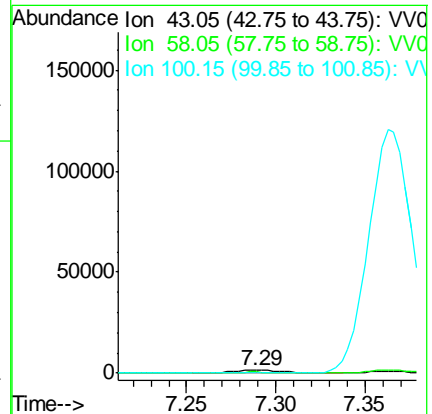
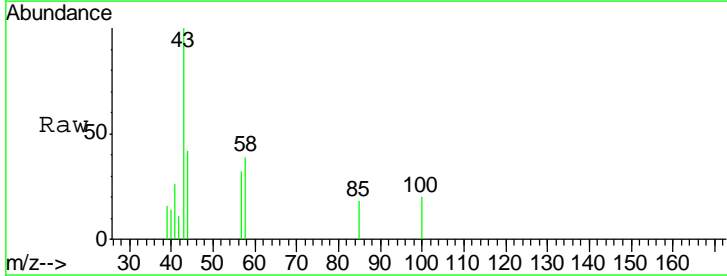
Instrument : MSVOA_V
 ClientSampled : C0KF4DL

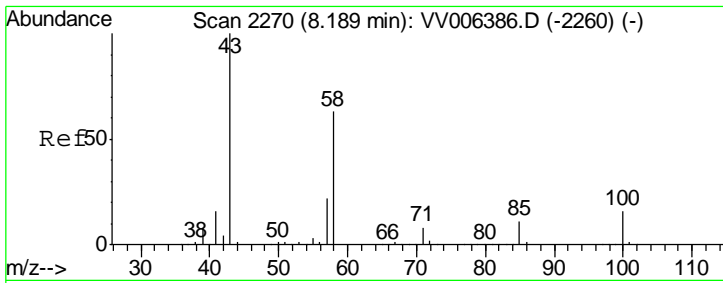
Tgt Ion	Resp	Lower	Upper
95	189801		
97	64.5	45.1	83.9
132	100.0	69.0	128.1
130	104.5	72.8	135.2



#40
 4-Methyl-2-pentanone
 Concen: 0.329 ug/L
 RT: 7.29 min Scan# 1990
 Delta R.T. 0.01 min
 Lab File: VV006389.D
 Acq: 21 Jun 2018 12:56

Tgt Ion	Resp	Lower	Upper
43	3132		
58	38.0	36.0	54.0
100	0.0	15.4	23.2#





#48
 2-Hexanone
 Concen: 4.123 ug/L
 RT: 8.20 min Scan# 2273
 Delta R.T. 0.01 min
 Lab File: VV006389.D
 Acq: 21 Jun 2018 12:56

Instrument : MSVOA_V
 ClientSampleID : C0KF4DL

Tgt Ion: 43 Resp: 27542

Ion	Ratio	Lower	Upper
43	100		
58	48.3	48.6	72.8#
57	15.4	17.5	26.3#
100	9.1	12.6	18.8#

