Quantitation Report (QT/LSC Reviewed)

Data Path : Z:\VOASRV\HPCHEM1\MSVOA_V\DATA\VV071219\
Data File : VV011879.D
Acq On : 12 Jul 2019 20:45
Operator : SY/MD
Sample : K3772-13
Misc : 25ML/MSVOA_V/WATER
ALS Vial : 20 Sample Multiplier: 1

Instrument :
MSVOA_V
ClientSampleId :
A52Q4

Quant Time: Jul 13 05:19:44 2019
Quant Method : Z:\VOASRV\HPCHEM1\MSVOA_V\METHOD\SOMVTR071219WMA.M
Quant Title : TRACE VOA SOM01.0
QLast Update : Sat Jul 13 04:20:11 2019
Response via : Initial Calibration

Internal Standards	R.T.	QIon	Response	Conc	Units	Dev(Min)
1) 1,4-Difluorobenzene	5.67	114	154311	5.00	ug/L	0.00
28) Chlorobenzene-d5	8.90	117	149213	5.00	ug/L	0.00
60) 1,4-Dichlorobenzene-d4	11.30	152	65897	5.00	ug/L	0.00

System Monitoring Compounds						
4) Vinyl Chloride-d3	1.32	65	58171	5.02	ug/L	0.00
Spiked Amount 5.000	Range 40 - 130		Recovery = 100.40%			
7) Chloroethane-d5	1.58	69	47757	5.21	ug/L	0.00
Spiked Amount 5.000	Range 65 - 130		Recovery = 104.20%			
11) 1,1-Dichloroethene-d2	2.13	63	81090	4.44	ug/L	0.00
Spiked Amount 5.000	Range 60 - 125		Recovery = 88.80%			
20) 2-Butanone-d5	3.94	46	146483	60.19	ug/L	0.00
Spiked Amount 50.000	Range 40 - 130		Recovery = 120.38%			
24) Chloroform-d	4.40	84	106090	5.04	ug/L	0.00
Spiked Amount 5.000	Range 70 - 125		Recovery = 100.80%			
26) 1,2-Dichloroethane-d4	5.08	65	58426	5.57	ug/L	0.00
Spiked Amount 5.000	Range 70 - 130		Recovery = 111.40%			
32) Benzene-d6	5.10	84	216778	5.27	ug/L	0.00
Spiked Amount 5.000	Range 70 - 125		Recovery = 105.40%			
36) 1,2-Dichloropropane-d6	6.12	67	66552	5.25	ug/L	0.00
Spiked Amount 5.000	Range 60 - 140		Recovery = 105.00%			
41) Toluene-d8	7.36	98	185278	4.93	ug/L	0.00
Spiked Amount 5.000	Range 70 - 130		Recovery = 98.60%			
43) trans-1,3-Dichloropropene-	7.67	79	20137	4.35	ug/L	0.00
Spiked Amount 5.000	Range 55 - 130		Recovery = 87.00%			
46) 2-Hexanone-d5	8.14	63	96785	53.11	ug/L	0.00
Spiked Amount 50.000	Range 45 - 130		Recovery = 106.22%			
57) 1,1,2,2-Tetrachloroethane-	10.26	84	36977	4.71	ug/L	0.00
Spiked Amount 5.000	Range 65 - 120		Recovery = 94.20%			
64) 1,2-Dichlorobenzene-d4	11.67	152	67430	5.53	ug/L	0.00
Spiked Amount 5.000	Range 80 - 120		Recovery = 110.60%			

Target Compounds						Qvalue
13) Acetone	2.20	43	6603	4.425	ug/L	96
16) Methylene chloride	2.54	84	1558	0.178	ug/L	87

(#) = qualifier out of range (m) = manual integration (+) = signals summed

Quantitation Report (QT/LSC Reviewed)

Data Path : Z:\VOASRV\HPCHEM1\MSVOA V\DATA\VV071219\
Data File : VV011879.D
Acq On : 12 Jul 2019 20:45
Operator : SY/MD
Sample : K3772-13
Misc : 25ML/MSVOA V/WATER
ALS Vial : 20 Sample Multiplier: 1

Instrument :
MSVOA_V
ClientSampleId :
A52Q4

Quant Time: Jul 13 05:19:44 2019
Quant Method : Z:\VOASRV\HPCHEM1\MSVOA_V\METHOD\SOMVTR071219WMA.M
Quant Title : TRACE VOA SOM01.0
QLast Update : Sat Jul 13 04:20:11 2019
Response via : Initial Calibration

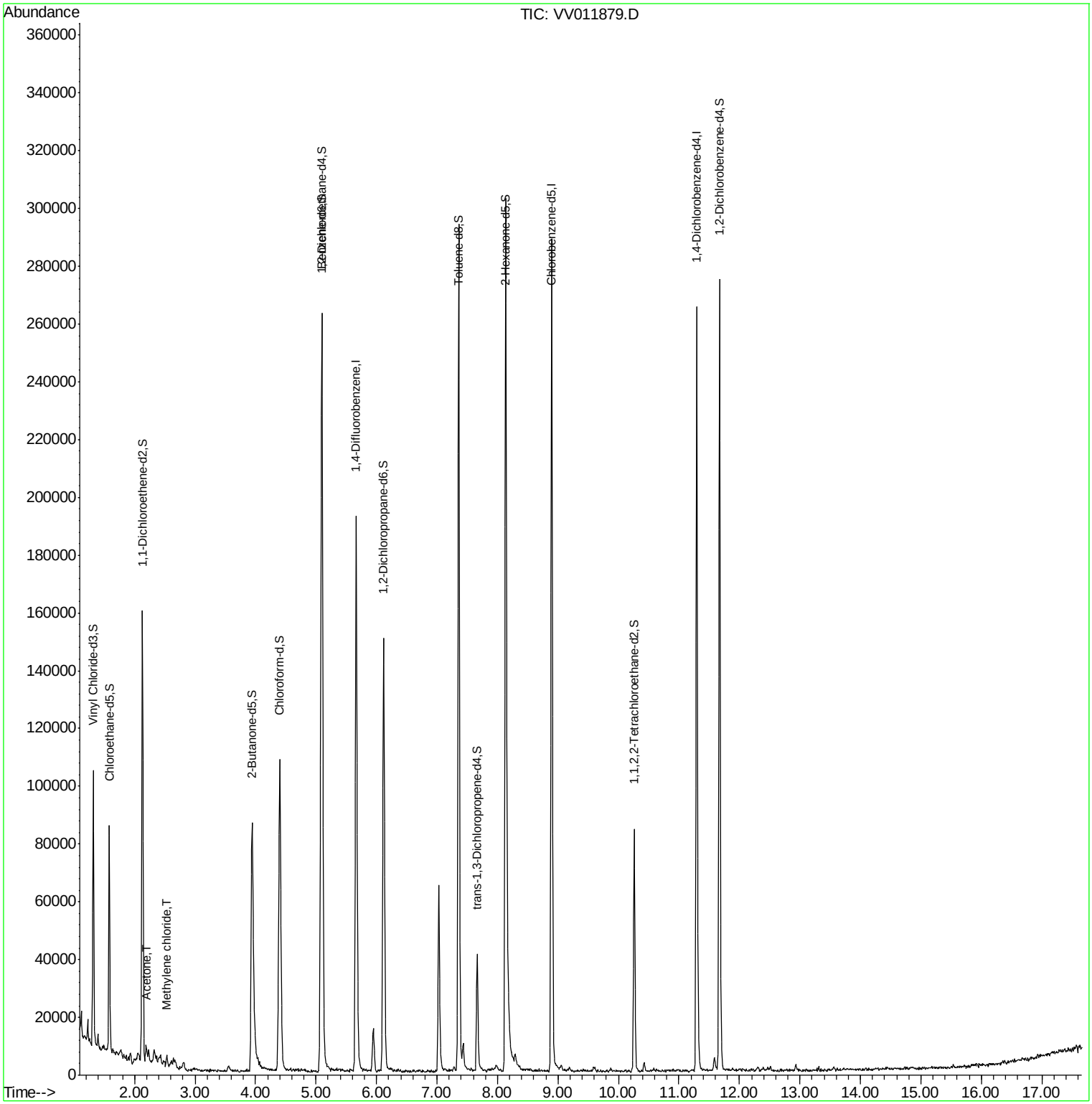

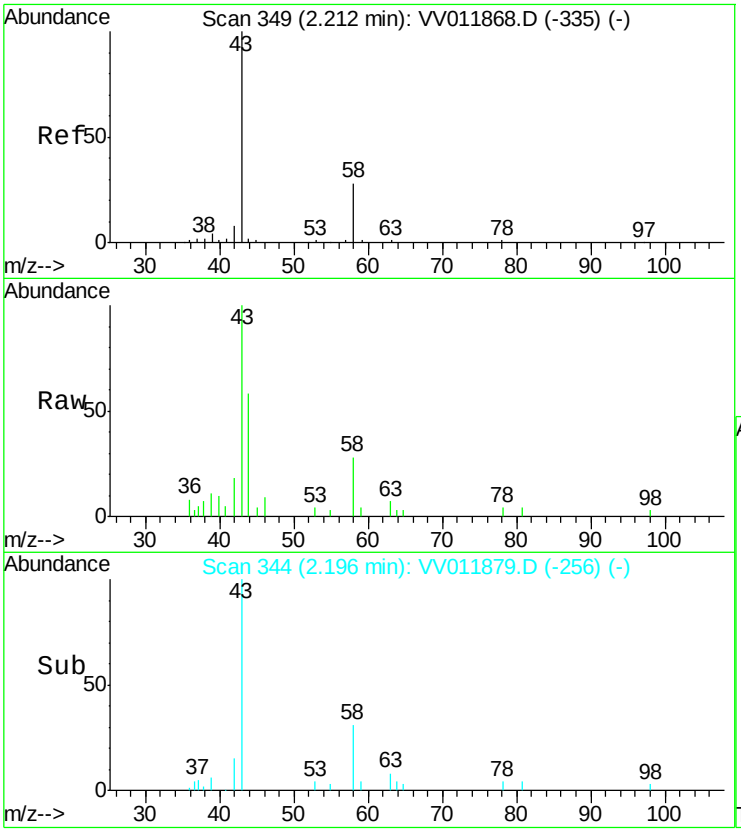

#13
Acetone
Concen: 4.425 ug/L
RT: 2.20 min Scan# 344
Delta R.T. -0.02 min
Lab File: VV011879.D
Acq: 12 Jul 2019 20:45

Instrument :
MSVOA_V
ClientSampleId :
A52Q4

Tgt Ion: 43 Resp: 6603

Ion	Ratio	Lower	Upper
43	100		
58	26.8	0.0	58.4

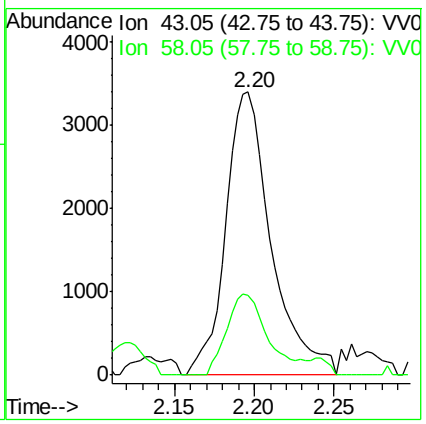

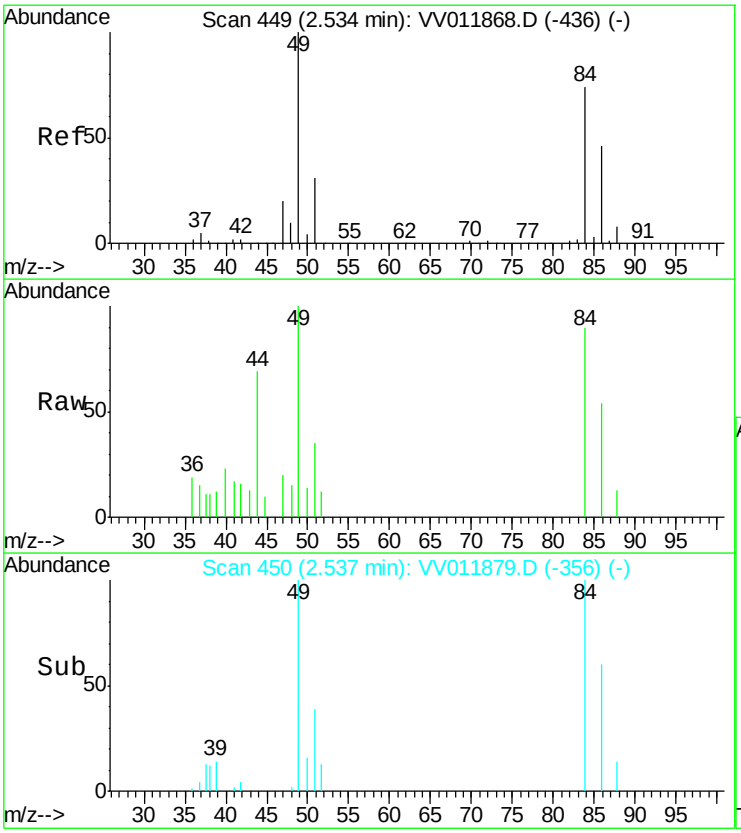

#16
Methylene chloride
Concen: 0.178 ug/L
RT: 2.54 min Scan# 450
Delta R.T. 0.00 min
Lab File: VV011879.D
Acq: 12 Jul 2019 20:45

Tgt Ion: 84 Resp: 1558
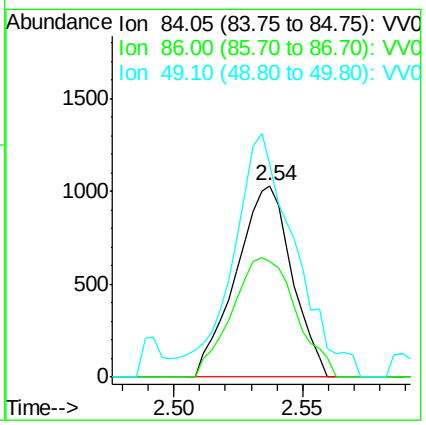
Ion	Ratio	Lower	Upper
84	100		
86	60.3	43.9	81.5
49	110.9	92.6	172.0