LSC Area Percent Report

Data Path : Z:\VOASRV\HPCHEM1\MSVOA V\DATA\VV073018\
Data File : VV006765.D
Acq On : 30 Jul 2018 16:23
Operator : SY/MD
Sample : J4204-02
Misc : 26 mL/MSVOA V/WATER
ALS Vial : 2 Sample Multiplier: 1

Instrument :
MSVOA_V
ClientSampleId :
JJ1H7

Integration Parameters: rteint.p
Integrator: RTE
Smoothing : ON Filtering: 5
Sampling : 1 Min Area: 3 % of largest Peak
Start Thrs: 0.1 Max Peaks: 100
Stop Thrs : 0 Peak Location: TOP

If leading or trailing edge < 100 prefer < Baseline drop else tangent >
Peak separation: 5

Method : Z:\VOASRV\HPCHEM1\MSVOA_V\METHOD\SOMVTR072318WMA.M
Title : TRACE VOA SOM01.0

Signal : TIC

peak #	R.T. min	first scan	max scan	last scan	PK TY	peak height	corr. area	corr. % max.	% of total
1	1.029	25	43	67	rBV	358272	434665	62.26%	6.888%
2	1.222	93	103	110	rBV2	22316	40155	5.75%	0.636%
3	1.318	125	133	151	rVB	86886	105916	15.17%	1.678%
4	1.575	206	213	226	rVB	74654	91536	13.11%	1.450%
5	2.131	376	386	397	rBV	159785	222200	31.83%	3.521%
6	2.189	399	404	413	rVB2	7910	10810	1.55%	0.171%
7	2.315	433	443	457	rBV	38284	61177	8.76%	0.969%
8	2.656	540	549	567	rVB	11573	24714	3.54%	0.392%
9	3.955	935	953	967	rBV	111109	295918	42.39%	4.689%
10	4.408	1075	1094	1117	rBV	109081	266920	38.23%	4.230%
11	5.099	1286	1309	1330	rBV2	274361	628762	90.07%	9.963%
12	5.668	1470	1486	1515	rBV	298513	580621	83.17%	9.200%
13	6.012	1584	1593	1611	rVB2	4535	9889	1.42%	0.157%
14	6.125	1611	1628	1645	rBV	154937	307017	43.98%	4.865%
15	7.035	1899	1911	1931	rBV	68119	117690	16.86%	1.865%
16	7.366	1999	2014	2031	rBV	286091	489733	70.15%	7.760%
17	7.668	2096	2108	2122	rBV	41300	68410	9.80%	1.084%
18	8.141	2240	2255	2285	rBV2	392545	698118	100.00%	11.062%
19	8.900	2479	2491	2515	rBV	421876	681694	97.65%	10.802%
20	10.266	2904	2916	2932	rBV	116559	180642	25.88%	2.862%
21	11.302	3225	3238	3262	rBV	349440	569181	81.53%	9.019%
22	11.584	3318	3326	3340	rBV5	5506	11528	1.65%	0.183%
23	11.678	3343	3355	3379	rVB	256126	413581	59.24%	6.553%

Sum of corrected areas: 6310877

LSC Report - Integrated Chromatogram

Data Path : Z:\VOASRV\HPCHEM1\MSVOA V\DATA\VV073018\
Data File : VV006765.D
Acq On : 30 Jul 2018 16:23
Operator : SY/MD
Sample : J4204-02
Misc : 26 mL/MSVOA V/WATER
ALS Vial : 2 Sample Multiplier: 1

Instrument :
MSVOA_V
ClientSampleId :
JJ1H7

Quant Method : Z:\VOASRV\HPCHEM1\MSVOA_V\METHOD\SOMVTR072318WMA.M
Quant Title : TRACE VOA SOM01.0

TIC Library : C:\DATABASE\NIST11.L
TIC Integration Parameters: LSCINT.P

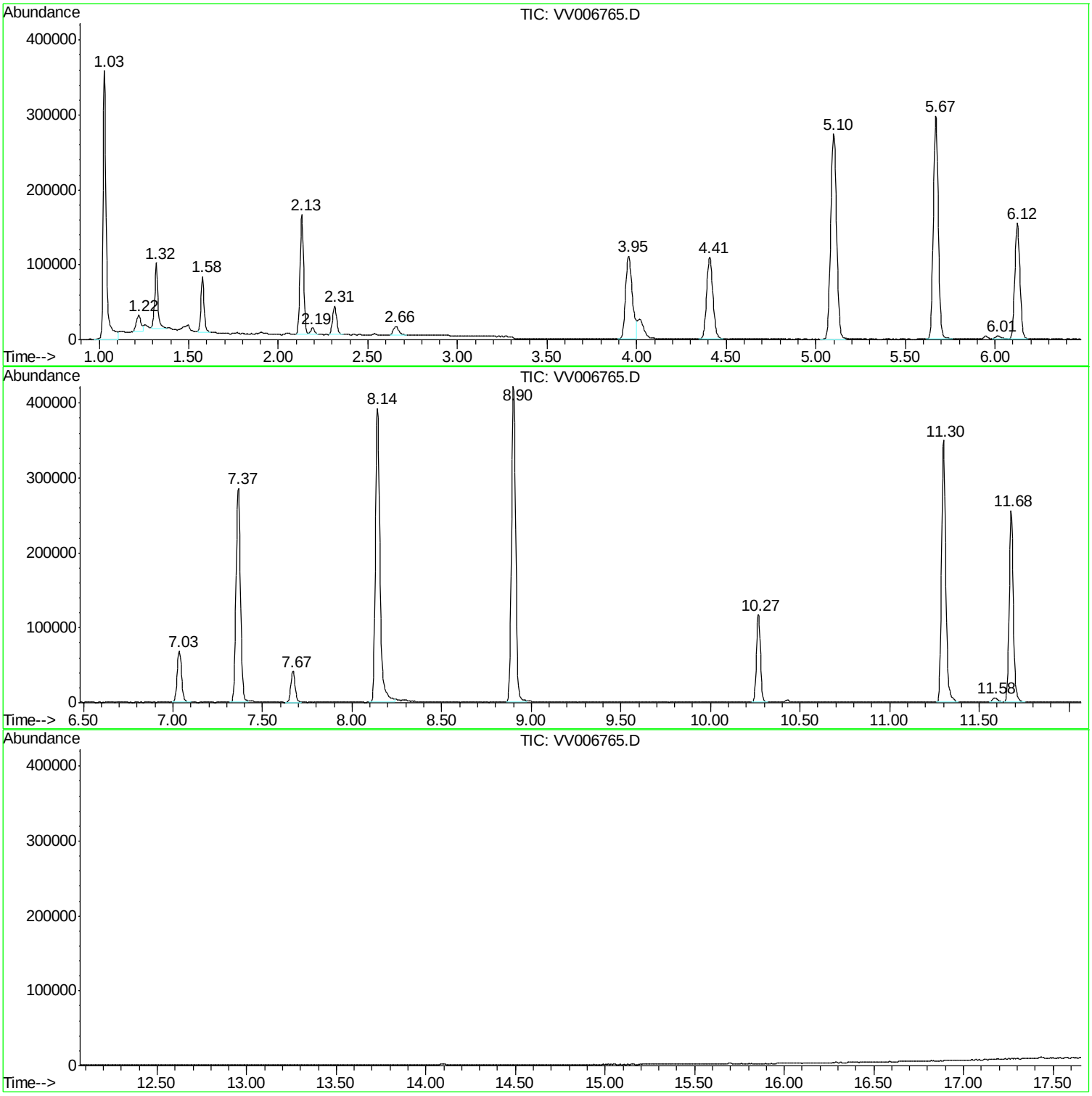

Library Search Compound Report

Data Path : Z:\VOASRV\HPCHEM1\MSVOA V\DATA\VV073018\
Data File : VV006765.D
Acq On : 30 Jul 2018 16:23
Operator : SY/MD
Sample : J4204-02
Misc : 26 mL/MSVOA V/WATER
ALS Vial : 2 Sample Multiplier: 1

Instrument :
MSVOA_V
ClientSampleId :
JJ1H7

Quant Method : Z:\VOASRV\HPCHEM1\MSVOA_V\METHOD\SOMVTR072318WMA.M
Quant Title : TRACE VOA SOM01.0

TIC Library : C:\DATABASE\NIST11.L
TIC Integration Parameters: LSCINT.P

****
Peak Number 2 Isopropyl Alcohol Concentration Rank 3

R.T.	EstConc	Area	Relative to ISTD	R.T.
2.31	0.53 ug/L	61177	1,4-Difluorobenzene	5.67

Hit# of 5	Tentative ID	MW	MolForm	CAS#	Qual
1	Isopropyl Alcohol	60	C3H8O	000067-63-0	86
2	Isopropyl Alcohol	60	C3H8O	000067-63-0	86
3	Isopropyl Alcohol	60	C3H8O	000067-63-0	78
4	Propane, 2-ethoxy-	88	C5H12O	000625-54-7	40
5	Formic acid, 1-methylethyl ester	88	C4H8O2	000625-55-8	40

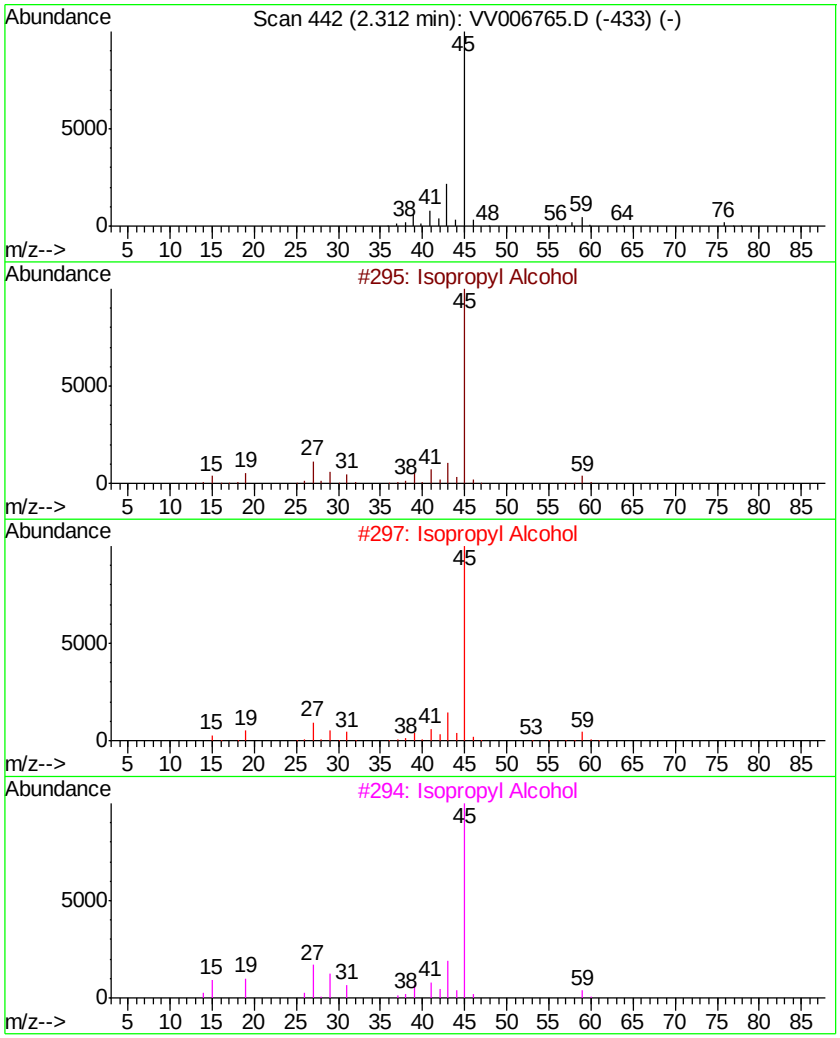

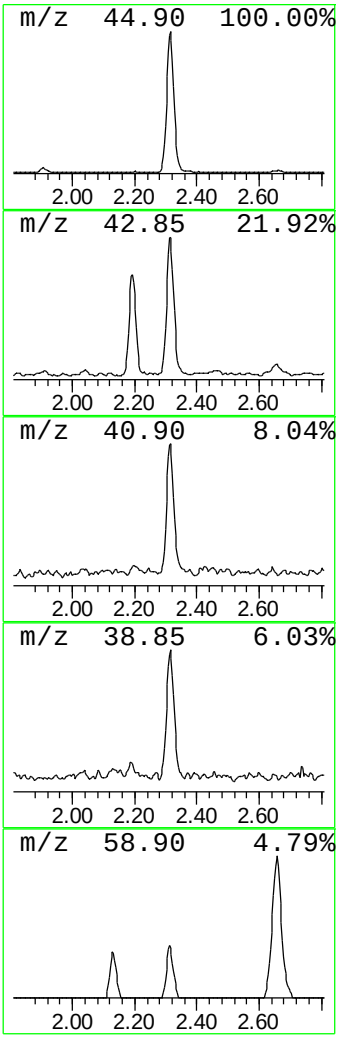

Tentatively Identified Compound (LSC) summary

Data Path : Z:\VOASRV\HPCHEM1\MSVOA_V\DATA\VV073018\
Data File : VV006765.D
Acq On : 30 Jul 2018 16:23
Operator : SY/MD
Sample : J4204-02
Misc : 26 mL/MSVOA_V/WATER
ALS Vial : 2 Sample Multiplier: 1

Instrument :
MSVOA_V
ClientSampleId :
JJ1H7

Quant Method : Z:\VOASRV\HPCHEM1\MSVOA_V\METHOD\SOMVTR072318WMA.M
Quant Title : TRACE VOA SOM01.0

TIC Library : C:\DATABASE\NIST11.L
TIC Integration Parameters: LSCINT.P

TIC Top Hit name	RT	EstConc	Units	Response	Internal Standard #	RT	Resp	Conc
Isopropyl Alcohol	2.31	0.5	ug/L	61177	1	5.67	580621	5.0