LSC Area Percent Report

Data Path : Z:\voasrv\HPCHEM1\MSVOA_V\Data\VV082823\
Data File : VV031952.D
Acq On : 28 Aug 2023 19:20
Operator : SY/MD
Sample : O4175-05ME
Misc : 6.08g/5.0mL/100uL/5.0mL/MSVOA_V/MEOH
ALS Vial : 14 Sample Multiplier: 1

Instrument :
MSVOA_V
ClientSampleId :
EZYX0ME

Integration Parameters: LSCINT.P
Integrator: RTE
Smoothing : OFF Filtering: 5
Sampling : 1 Min Area: 0 % of largest Peak
Start Thrs: 0.2 Max Peaks: 100
Stop Thrs : 0 Peak Location: TOP

If leading or trailing edge < 100 prefer < Baseline drop else tangent >
Peak separation: 5

Method : Z:\voasrv\HPCHEM1\MSVOA_V\Method\SFAMVLM082323WMA.M
Title : VOC Analysis

Signal : TIC: VV031952.D\data.ms

peak #	R.T. min	first scan	max scan	last scan	PK TY	peak height	corr. area	corr. % max.	% of total
1	1.278	69	74	88	rVB	62735	66442	8.77%	1.055%
2	1.532	148	153	166	rVB	68291	79927	10.54%	1.270%
3	2.063	310	318	333	rVB	117863	169271	22.33%	2.689%
4	2.452	429	439	453	rVB	9982	17227	2.27%	0.274%
5	2.876	569	571	576	rBV3	386	307	0.04%	0.005%
6	3.060	625	628	630	rBV4	450	298	0.04%	0.005%
7	3.375	723	726	731	rVB3	601	531	0.07%	0.008%
8	3.397	731	733	738	rBV5	575	605	0.08%	0.010%
9	3.426	738	742	745	rVV2	506	283	0.04%	0.004%
10	3.449	746	749	751	rVB2	329	193	0.03%	0.003%
11	3.462	751	753	757	rVB3	360	239	0.03%	0.004%
12	3.481	757	759	761	rBV3	376	205	0.03%	0.003%
13	3.526	770	773	775	rBV2	299	174	0.02%	0.003%
14	3.626	802	804	808	rVB3	642	395	0.05%	0.006%
15	3.651	808	812	813	rBV2	282	196	0.03%	0.003%
16	3.664	813	816	818	rBV2	348	215	0.03%	0.003%
17	3.796	848	857	899	rVV	68155	208906	27.56%	3.318%
18	4.253	983	999	1025	rBV	114438	298937	39.44%	4.748%
19	4.535	1085	1087	1092	rBV4	661	596	0.08%	0.009%
20	4.561	1092	1095	1096	rBV2	507	286	0.04%	0.005%
21	4.638	1117	1119	1120	rBV2	351	172	0.02%	0.003%
22	4.764	1155	1158	1160	rBV2	399	293	0.04%	0.005%
23	4.790	1163	1166	1170	rVB5	565	394	0.05%	0.006%
24	4.876	1191	1193	1195	rBV2	614	326	0.04%	0.005%
25	4.960	1199	1219	1250	rBV2	280957	754804	99.58%	11.989%
26	5.294	1318	1323	1325	rBV5	674	711	0.09%	0.011%
27	5.442	1366	1369	1372	rBV3	425	346	0.05%	0.005%
28	5.484	1378	1382	1384	rBV4	470	416	0.05%	0.007%
29	5.539	1387	1399	1425	rBV	275094	563642	74.36%	8.953%
30	5.780	1472	1474	1479	rBV4	735	548	0.07%	0.009%
31	5.831	1479	1490	1508	rBV3	12662	28991	3.82%	0.460%
32	5.992	1527	1540	1567	rBV	174594	368656	48.64%	5.856%
33	6.352	1649	1652	1654	rVB2	451	283	0.04%	0.004%
34	6.394	1662	1665	1667	rBV2	374	204	0.03%	0.003%
35	6.461	1682	1686	1688	rBV3	368	325	0.04%	0.005%
36	6.532	1706	1708	1712	rBV4	452	359	0.05%	0.006%

Data Path : Z:\voasrv\HPCHEM1\MSVOA_V\Data\VV082823\
Data File : VV031952.D
Acq On : 28 Aug 2023 19:20
Operator : SY/MD
Sample : O4175-05ME
Misc : 6.08g/5.0mL/100uL/5.0mL/MSVOA_V/MEOH
ALS Vial : 14 Sample Multiplier: 1

Instrument :
MSVOA_V
ClientSampleId :
EZYX0ME

Integration Parameters: LSCINT.P
Integrator: RTE
Smoothing : OFF Filtering: 5
Sampling : 1 Min Area: 0 % of largest Peak
Start Thrs: 0.2 Max Peaks: 100
Stop Thrs : 0 Peak Location: TOP

If leading or trailing edge < 100 prefer < Baseline drop else tangent >
Peak separation: 5

Method : Z:\voasrv\HPCHEM1\MSVOA_V\Method\SFAMVLM082323WMA.M
Title : VOC Analysis

37	6.577	1714	1722	1725	rBV5	1249	1856	0.24%	0.029%
38	6.677	1750	1753	1755	rBV2	497	353	0.05%	0.006%
39	6.809	1789	1794	1795	rBV2	451	355	0.05%	0.006%
40	6.918	1816	1828	1857	rBV2	95841	190074	25.08%	3.019%
41	7.066	1870	1874	1875	rBV2	639	404	0.05%	0.006%
42	7.246	1919	1930	1970	rBV	309512	564378	74.46%	8.964%
43	7.558	2018	2027	2055	rBV	67246	124489	16.42%	1.977%
44	7.732	2080	2081	2083	rBV2	489	200	0.03%	0.003%
45	7.780	2092	2096	2098	rBV2	425	328	0.04%	0.005%
46	7.838	2112	2114	2116	rVB	563	297	0.04%	0.005%
47	7.863	2116	2122	2123	rBV	605	409	0.05%	0.006%
48	7.879	2123	2127	2129	rBV4	423	309	0.04%	0.005%
49	7.915	2134	2138	2142	rBV4	908	778	0.10%	0.012%
50	7.953	2147	2150	2152	rBV2	470	325	0.04%	0.005%
51	8.031	2165	2174	2214	rBV	158940	323083	42.62%	5.132%
52	8.577	2342	2344	2346	rBV2	331	229	0.03%	0.004%
53	8.603	2350	2352	2354	rBV2	578	345	0.05%	0.005%
54	8.661	2367	2370	2371	rBV3	470	277	0.04%	0.004%
55	8.786	2394	2409	2446	rBV	423552	717399	94.64%	11.395%
56	9.188	2531	2534	2539	rBV4	734	729	0.10%	0.012%
57	9.365	2586	2589	2594	rVB5	562	482	0.06%	0.008%
58	9.387	2594	2596	2598	rBV2	468	249	0.03%	0.004%
59	9.445	2613	2614	2617	rBV	356	203	0.03%	0.003%
60	9.487	2621	2627	2630	rBV5	1051	1295	0.17%	0.021%
61	9.571	2651	2653	2655	rBV2	334	185	0.02%	0.003%
62	9.584	2655	2657	2663	rVB4	567	409	0.05%	0.006%
63	9.686	2685	2689	2693	rBV3	462	364	0.05%	0.006%
64	9.722	2696	2700	2703	rBV3	385	365	0.05%	0.006%
65	9.757	2708	2711	2713	rBV2	312	201	0.03%	0.003%
66	9.783	2715	2719	2721	rBV3	451	313	0.04%	0.005%
67	9.818	2727	2730	2734	rBV3	473	345	0.05%	0.005%
68	9.876	2741	2748	2758	rBV4	1459	2286	0.30%	0.036%
69	9.937	2764	2767	2769	rBV2	476	250	0.03%	0.004%
70	10.024	2791	2794	2798	rVB3	536	381	0.05%	0.006%
71	10.047	2798	2801	2804	rVB2	284	198	0.03%	0.003%
72	10.066	2804	2807	2810	rVB3	402	234	0.03%	0.004%
73	10.088	2810	2814	2816	rBV2	322	243	0.03%	0.004%
74	10.156	2823	2835	2860	rBV	256259	417973	55.14%	6.639%
75	10.291	2875	2877	2879	rBV2	626	263	0.03%	0.004%
76	10.304	2879	2881	2884	rVV3	358	223	0.03%	0.004%

LSC Area Percent Report

Data Path : Z:\voasrv\HPCHEM1\MSVOA_V\Data\VV082823\
Data File : VV031952.D
Acq On : 28 Aug 2023 19:20
Operator : SY/MD
Sample : O4175-05ME
Misc : 6.08g/5.0mL/100uL/5.0mL/MSVOA_V/MEOH
ALS Vial : 14 Sample Multiplier: 1

Instrument :
MSVOA_V
ClientSampleId :
EZYX0ME

Integration Parameters: LSCINT.P
Integrator: RTE
Smoothing : OFF Filtering: 5
Sampling : 1 Min Area: 0 % of largest Peak
Start Thrs: 0.2 Max Peaks: 100
Stop Thrs : 0 Peak Location: TOP

If leading or trailing edge < 100 prefer < Baseline drop else tangent >
Peak separation: 5

Method : Z:\voasrv\HPCHEM1\MSVOA_V\Method\SFAMVLM082323WMA.M
Title : VOC Analysis

77	10.481	2930	2936	2937	rBV3	1191	996	0.13%	0.016%
78	10.635	2980	2984	2985	rBV2	294	231	0.03%	0.004%
79	10.667	2990	2994	2997	rVB2	490	390	0.05%	0.006%
80	10.683	2997	2999	3002	rBV3	416	241	0.03%	0.004%
81	10.709	3005	3007	3010	rVV	349	199	0.03%	0.003%
82	10.725	3010	3012	3015	rVB2	474	250	0.03%	0.004%
83	10.773	3023	3027	3030	rBV3	696	509	0.07%	0.008%
84	10.931	3071	3076	3077	rBV3	510	406	0.05%	0.006%
85	11.047	3106	3112	3114	rBV3	545	380	0.05%	0.006%
86	11.130	3130	3138	3145	rBV6	1528	2333	0.31%	0.037%
87	11.188	3145	3156	3180	rBV	482002	757994	100.00%	12.040%
88	11.484	3244	3248	3249	rBV2	365	284	0.04%	0.005%
89	11.564	3261	3273	3295	rBV	366190	586362	77.36%	9.313%
90	11.725	3320	3323	3325	rBV3	373	244	0.03%	0.004%
91	12.127	3445	3448	3451	rBV3	364	233	0.03%	0.004%
92	12.149	3453	3455	3458	rBV	404	261	0.03%	0.004%
93	12.294	3497	3500	3505	rBV4	557	681	0.09%	0.011%
94	12.593	3584	3593	3600	rBV7	1686	3020	0.40%	0.048%
95	12.731	3634	3636	3639	rBV3	324	176	0.02%	0.003%
96	12.873	3676	3680	3684	rBV4	747	727	0.10%	0.012%
97	12.937	3698	3700	3705	rVB2	472	298	0.04%	0.005%
98	13.034	3729	3730	3733	rBV2	448	297	0.04%	0.005%
99	13.448	3848	3859	3872	rBV2	8670	16058	2.12%	0.255%
100	13.693	3927	3935	3941	rVB7	2983	4516	0.60%	0.072%

Sum of corrected areas: 6295868

Data Path : Z:\voasrv\HPCHEM1\MSVOA_V\Data\VV082823\
Data File : VV031952.D
Acq On : 28 Aug 2023 19:20
Operator : SY/MD
Sample : O4175-05ME
Misc : 6.08g/5.0mL/100uL/5.0mL/MSVOA_V/MEOH
ALS Vial : 14 Sample Multiplier: 1

Instrument :
MSVOA_V
ClientSampleId :
EZYX0ME

Quant Method : Z:\voasrv\HPCHEM1\MSVOA_V\Method\SFAMVLM082323WMA.M
Quant Title : VOC Analysis

TIC Library : C:\Database\NIST20.L
TIC Integration Parameters: LSCINT.P

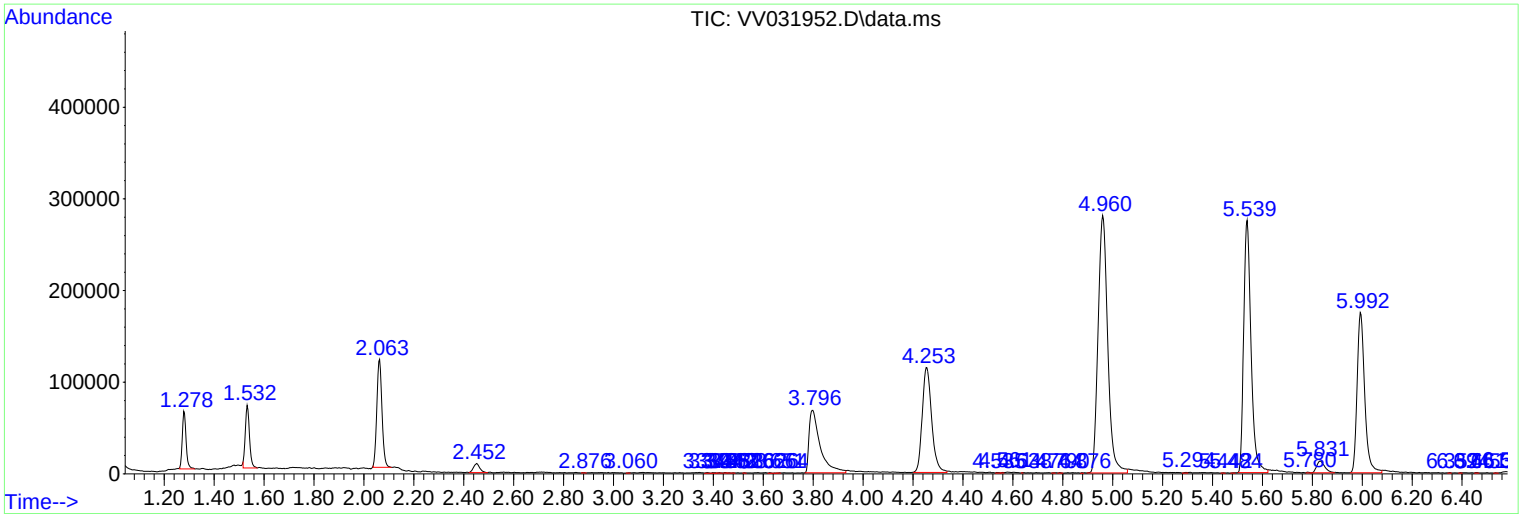

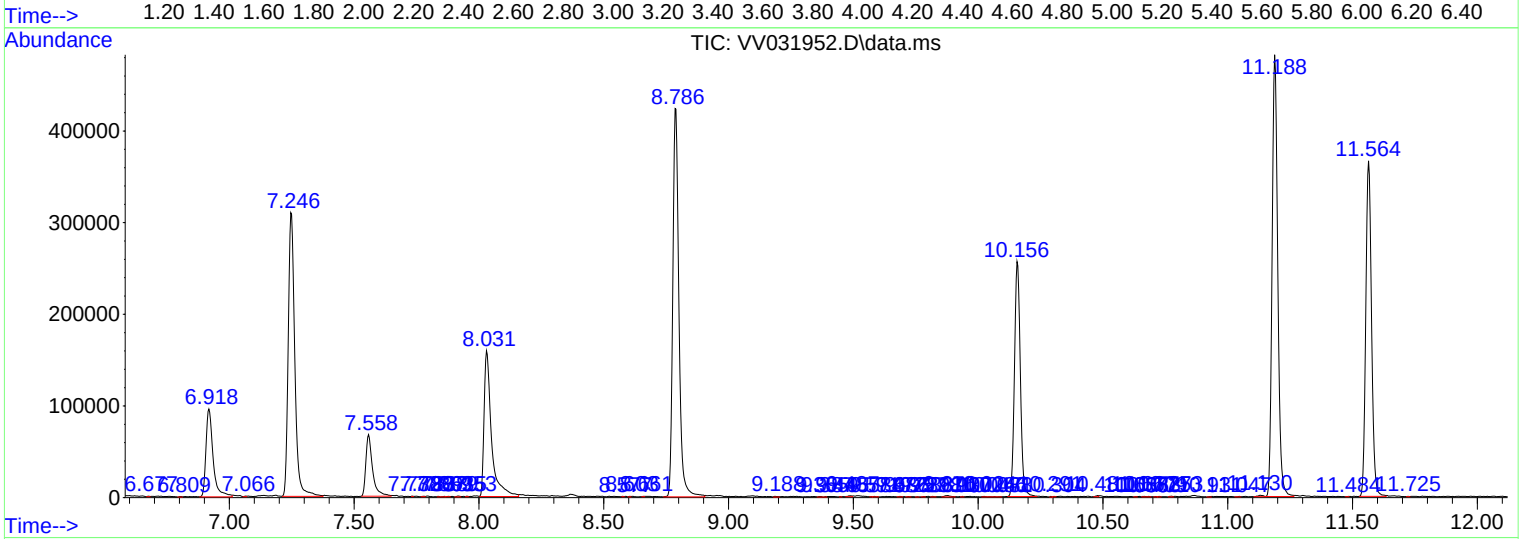

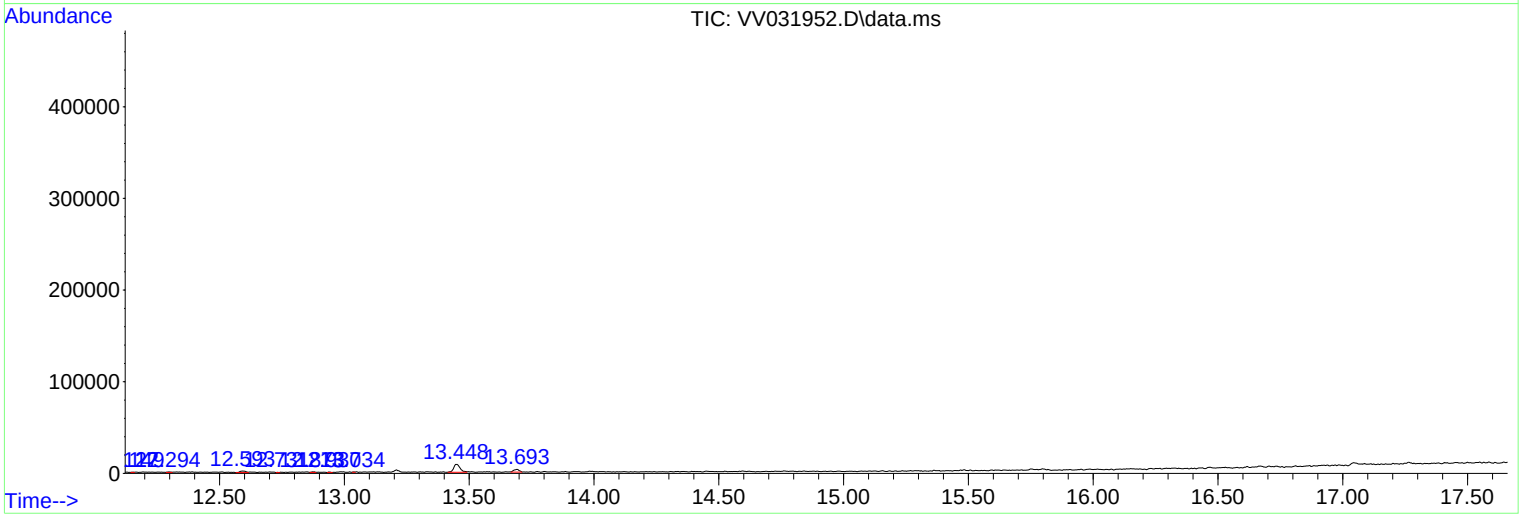

Library Search Compound Report

Data Path : Z:\voasrv\HPCHEM1\MSVOA_V\Data\VV082823\
Data File : VV031952.D
Acq On : 28 Aug 2023 19:20
Operator : SY/MD
Sample : O4175-05ME
Misc : 6.08g/5.0mL/100uL/5.0mL/MSVOA_V/MEOH
ALS Vial : 14 Sample Multiplier: 1

Instrument :
MSVOA_V
ClientSampleId :
EZYX0ME

Quant Method : Z:\voasrv\HPCHEM1\MSVOA_V\Method\SFAMVLM082323WMA.M
Quant Title : VOC Analysis

TIC Library : C:\Database\NIST20.L
TIC Integration Parameters: LSCINT.P

No Library Search Compounds Detected
****

Tentatively Identified Compound (LSC) summary

Data Path : Z:\voasrv\HPCHEM1\MSVOA_V\Data\VV082823\
Data File : VV031952.D
Acq On : 28 Aug 2023 19:20
Operator : SY/MD
Sample : O4175-05ME
Misc : 6.08g/5.0mL/100uL/5.0mL/MSVOA_V/MEOH
ALS Vial : 14 Sample Multiplier: 1

Instrument :
MSVOA_V
ClientSampleId :
EZYX0ME

Quant Method : Z:\voasrv\HPCHEM1\MSVOA_V\Method\SFAMVLM082323WMA.M
Quant Title : VOC Analysis

TIC Library : C:\Database\NIST20.L
TIC Integration Parameters: LSCINT.P

TIC Top Hit name	RT	EstConc	Units	Response	Internal Standard #	RT	Resp	Conc