LSC Area Percent Report

Data Path : Z:\voasrv\HPCHEM1\MSVOA_V\Data\VV090821\
Data File : VV022122.D
Acq On : 08 Sep 2021 12:22
Operator : SY/MD
Sample : M3651-16
Misc : 5.0mL/MSVOA_V/WATER
ALS Vial : 5 Sample Multiplier: 1

Instrument :
MSVOA_V
ClientSampleId :
DBKN0

Integration Parameters: LSCINT.P
Integrator: RTE
Smoothing : OFF Filtering: 5
Sampling : 1 Min Area: 0 % of largest Peak
Start Thrs: 0.2 Max Peaks: 100
Stop Thrs : 0 Peak Location: TOP

If leading or trailing edge < 100 prefer < Baseline drop else tangent >
Peak separation: 5

Method : Z:\voasrv\HPCHEM1\MSVOA_V\Method\SFAMVLM082721WMA.M
Title : VOC Analysis

Signal : TIC: VV022122.D\data.ms

peak #	R.T. min	first scan	max scan	last scan	PK TY	peak height	corr. area	corr. % max.	% of total
1	1.304	76	82	100	rVB	99212	103543	10.25%	1.698%
2	1.564	156	163	175	rBV	96291	113387	11.22%	1.860%
3	2.105	322	331	362	rVB	201182	305334	30.22%	5.008%
4	2.815	550	552	557	rBV3	242	157	0.02%	0.003%
5	3.002	604	610	615	rBV2	555	587	0.06%	0.010%
6	3.044	620	623	626	rBV2	377	209	0.02%	0.003%
7	3.127	646	649	652	rBV2	451	261	0.03%	0.004%
8	3.150	653	656	659	rVB2	323	217	0.02%	0.004%
9	3.246	682	686	689	rBV3	185	167	0.02%	0.003%
10	3.281	695	697	699	rBV	294	152	0.02%	0.002%
11	3.397	730	733	736	rVB	404	187	0.02%	0.003%
12	3.503	762	766	770	rBV2	440	422	0.04%	0.007%
13	3.590	788	793	802	rVV3	463	490	0.05%	0.008%
14	3.674	814	819	822	rVB2	248	175	0.02%	0.003%
15	3.783	851	853	860	rVB2	318	249	0.02%	0.004%
16	3.831	860	868	874	rBV2	620	660	0.07%	0.011%
17	3.896	877	888	919	rBV2	82221	262658	25.99%	4.308%
18	4.352	1013	1030	1053	rBV	165947	410009	40.57%	6.724%
19	4.654	1123	1124	1126	rBV2	345	164	0.02%	0.003%
20	4.799	1165	1169	1172	rVB3	464	318	0.03%	0.005%
21	4.892	1193	1198	1200	rBV	417	329	0.03%	0.005%
22	4.966	1217	1221	1224	rBV	246	192	0.02%	0.003%
23	5.047	1229	1246	1283	rBV2	392846	1010530	100.00%	16.573%
24	5.291	1321	1322	1331	rVB3	382	426	0.04%	0.007%
25	5.391	1351	1353	1355	rBV	477	267	0.03%	0.004%
26	5.413	1358	1360	1364	rVV2	411	267	0.03%	0.004%
27	5.458	1371	1374	1378	rVB	395	196	0.02%	0.003%
28	5.574	1406	1410	1413	rBV4	452	243	0.02%	0.004%
29	5.622	1413	1425	1448	rBV2	60243	129018	12.77%	2.116%
30	5.815	1480	1485	1487	rBV	223	198	0.02%	0.003%
31	5.867	1497	1501	1502	rBV	368	181	0.02%	0.003%
32	5.912	1505	1515	1531	rVV4	10476	22732	2.25%	0.373%
33	6.072	1552	1565	1595	rBV	226149	470763	46.59%	7.721%
34	6.249	1618	1620	1622	rVB2	465	156	0.02%	0.003%
35	6.314	1638	1640	1643	rVB	363	173	0.02%	0.003%
36	6.365	1653	1656	1661	rBV3	347	292	0.03%	0.005%

Data Path : Z:\voasrv\HPCHEM1\MSVOA_V\Data\VV090821\
Data File : VV022122.D
Acq On : 08 Sep 2021 12:22
Operator : SY/MD
Sample : M3651-16
Misc : 5.0mL/MSVOA_V/WATER
ALS Vial : 5 Sample Multiplier: 1

Instrument :
MSVOA_V
ClientSampleId :
DBKN0

Integration Parameters: LSCINT.P
Integrator: RTE
Smoothing : OFF Filtering: 5
Sampling : 1 Min Area: 0 % of largest Peak
Start Thrs: 0.2 Max Peaks: 100
Stop Thrs : 0 Peak Location: TOP

If leading or trailing edge < 100 prefer < Baseline drop else tangent >
Peak separation: 5

Method : Z:\voasrv\HPCHEM1\MSVOA_V\Method\SFAMVLM082721WMA.M
Title : VOC Analysis

37	6.423	1673	1674	1677	rBV2	267	161	0.02%	0.003%
38	6.465	1684	1687	1689	rBV	340	174	0.02%	0.003%
39	6.529	1704	1707	1710	rVV2	218	198	0.02%	0.003%
40	6.645	1742	1743	1747	rVV3	365	210	0.02%	0.003%
41	6.796	1786	1790	1794	rBV2	204	192	0.02%	0.003%
42	6.989	1839	1850	1881	rBV	115144	216938	21.47%	3.558%
43	7.207	1914	1918	1922	rBV3	746	610	0.06%	0.010%
44	7.249	1928	1931	1933	rBV2	452	252	0.02%	0.004%
45	7.317	1941	1952	1970	rBV	444924	772505	76.45%	12.670%
46	7.580	2033	2034	2038	rBV3	375	221	0.02%	0.004%
47	7.625	2038	2048	2066	rBV	78261	136973	13.55%	2.246%
48	7.805	2102	2104	2107	rBV2	283	157	0.02%	0.003%
49	7.873	2122	2125	2127	rBV2	306	186	0.02%	0.003%
50	7.892	2127	2131	2133	rVB2	276	165	0.02%	0.003%
51	7.915	2133	2138	2139	rBV	283	225	0.02%	0.004%
52	7.944	2140	2147	2156	rVB2	2781	4727	0.47%	0.078%
53	7.982	2156	2159	2162	rBV2	342	286	0.03%	0.005%
54	8.092	2183	2193	2231	rBV	276143	550407	54.47%	9.027%
55	8.387	2283	2285	2290	rVB3	710	482	0.05%	0.008%
56	8.410	2290	2292	2297	rBV3	308	277	0.03%	0.005%
57	8.545	2332	2334	2335	rBV3	328	162	0.02%	0.003%
58	8.587	2344	2347	2350	rVB2	661	282	0.03%	0.005%
59	8.629	2357	2360	2362	rVV	426	276	0.03%	0.005%
60	8.641	2362	2364	2367	rVV	220	149	0.01%	0.002%
61	8.670	2371	2373	2377	rVB3	639	442	0.04%	0.007%
62	8.780	2404	2407	2417	rBV	8098	6332	0.63%	0.104%
63	8.857	2420	2431	2452	rBV	94480	160520	15.88%	2.633%
64	8.969	2464	2466	2470	rVB2	714	320	0.03%	0.005%
65	9.014	2476	2480	2481	rBV2	350	224	0.02%	0.004%
66	9.098	2504	2506	2510	rBV3	259	173	0.02%	0.003%
67	9.146	2518	2521	2522	rBV2	428	243	0.02%	0.004%
68	9.548	2643	2646	2651	rBV	627	543	0.05%	0.009%
69	9.645	2674	2676	2678	rVV	406	158	0.02%	0.003%
70	9.719	2696	2699	2700	rBV2	263	149	0.01%	0.002%
71	9.747	2706	2708	2713	rBV2	358	236	0.02%	0.004%
72	9.841	2736	2737	2742	rVB2	293	217	0.02%	0.004%
73	9.899	2752	2755	2758	rBV2	274	182	0.02%	0.003%
74	10.095	2812	2816	2819	rBV3	314	291	0.03%	0.005%
75	10.127	2820	2826	2828	rBV3	1146	1172	0.12%	0.019%
76	10.172	2837	2840	2842	rBV2	363	248	0.02%	0.004%

LSC Area Percent Report

Data Path : Z:\voasrv\HPCHEM1\MSVOA_V\Data\VV090821\
Data File : VV022122.D
Acq On : 08 Sep 2021 12:22
Operator : SY/MD
Sample : M3651-16
Misc : 5.0mL/MSVOA_V/WATER
ALS Vial : 5 Sample Multiplier: 1

Instrument :
MSVOA_V
ClientSampleId :
DBKN0

Integration Parameters: LSCINT.P
Integrator: RTE
Smoothing : OFF Filtering: 5
Sampling : 1 Min Area: 0 % of largest Peak
Start Thrs: 0.2 Max Peaks: 100
Stop Thrs : 0 Peak Location: TOP

If leading or trailing edge < 100 prefer < Baseline drop else tangent >
Peak separation: 5

Method : Z:\voasrv\HPCHEM1\MSVOA_V\Method\SFAMVLM082721WMA.M
Title : VOC Analysis

77	10.217	2842	2854	2873	rBV	347282	542681	53.70%	8.900%
78	10.323	2882	2887	2893	rVB4	891	836	0.08%	0.014%
79	10.384	2900	2906	2917	rVB4	3047	4526	0.45%	0.074%
80	10.429	2917	2920	2925	rBV2	357	212	0.02%	0.003%
81	10.458	2925	2929	2933	rBV4	371	335	0.03%	0.005%
82	10.490	2937	2939	2946	rVB3	271	263	0.03%	0.004%
83	10.538	2952	2954	2958	rVB	401	213	0.02%	0.003%
84	10.567	2961	2963	2964	rBV	406	182	0.02%	0.003%
85	10.664	2988	2993	2994	rBV	236	186	0.02%	0.003%
86	10.763	3022	3024	3028	rBV2	332	200	0.02%	0.003%
87	10.783	3028	3030	3032	rVB	421	190	0.02%	0.003%
88	10.921	3068	3073	3088	rVB6	1523	2448	0.24%	0.040%
89	10.985	3088	3093	3097	rBV2	277	245	0.02%	0.004%
90	11.146	3138	3143	3147	rBV3	703	860	0.09%	0.014%
91	11.252	3166	3176	3197	rBV2	88133	144186	14.27%	2.365%
92	11.390	3216	3219	3223	rBV4	568	523	0.05%	0.009%
93	11.484	3243	3248	3249	rBV2	328	202	0.02%	0.003%
94	11.625	3280	3292	3316	rBV	439936	703970	69.66%	11.546%
95	11.792	3341	3344	3350	rVB4	462	345	0.03%	0.006%
96	11.837	3355	3358	3360	rBV3	502	311	0.03%	0.005%
97	12.127	3445	3448	3449	rBV2	310	164	0.02%	0.003%
98	12.249	3479	3486	3489	rBV3	391	517	0.05%	0.008%
99	13.149	3764	3766	3769	rBV	272	197	0.02%	0.003%
100	13.519	3879	3881	3888	rVB4	583	567	0.06%	0.009%

Sum of corrected areas: 6097333

Data Path : Z:\voasrv\HPCHEM1\MSVOA_V\Data\VV090821\
Data File : VV022122.D
Acq On : 08 Sep 2021 12:22
Operator : SY/MD
Sample : M3651-16
Misc : 5.0mL/MSVOA_V/WATER
ALS Vial : 5 Sample Multiplier: 1

Instrument :
MSVOA_V
ClientSampleId :
DBKN0

Quant Method : Z:\voasrv\HPCHEM1\MSVOA_V\Method\SFAMVLM082721WMA.M
Quant Title : VOC Analysis

TIC Library : C:\Database\NIST20.L
TIC Integration Parameters: LSCINT.P

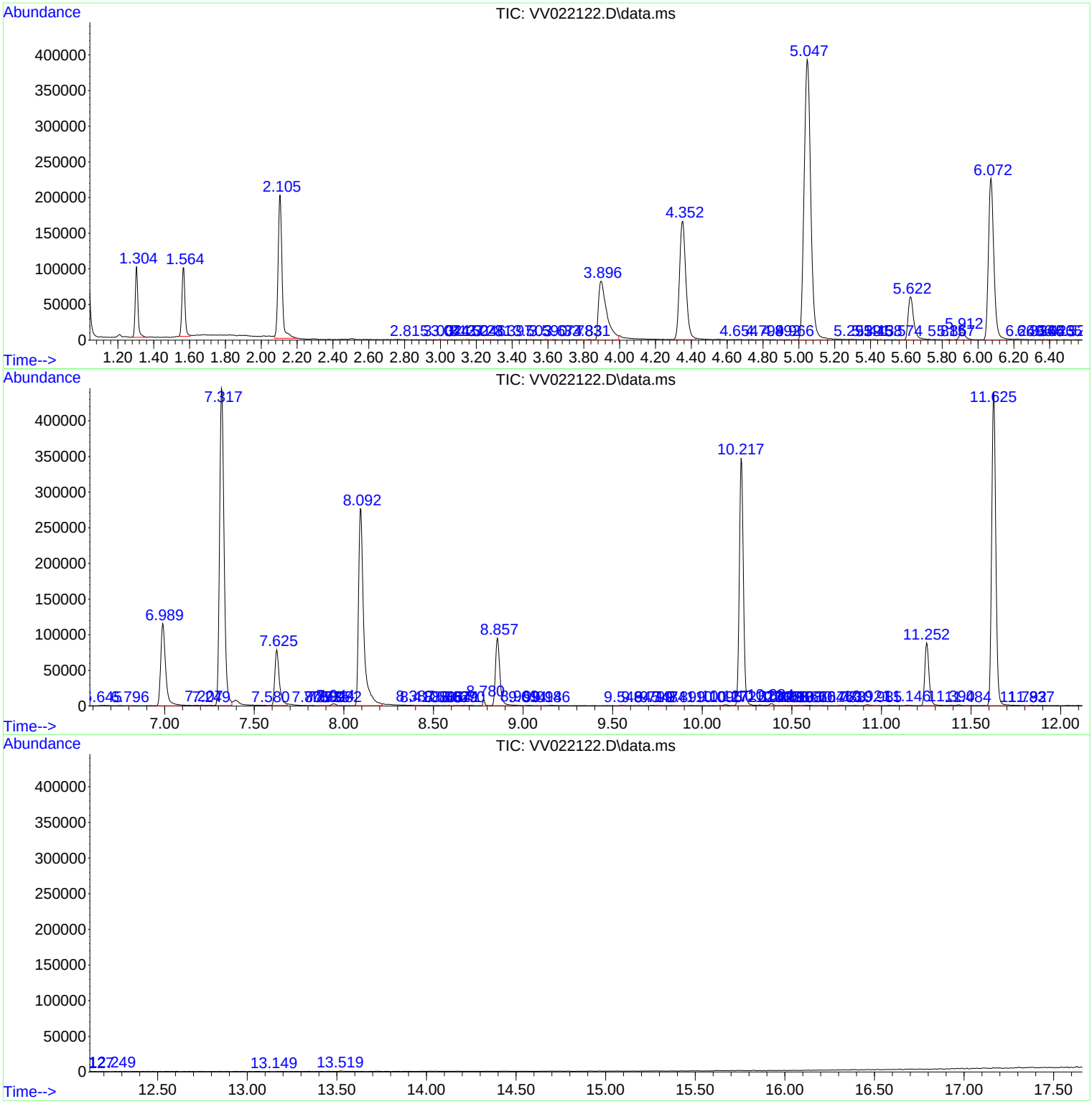

Data Path : Z:\voasrv\HPCHEM1\MSVOA_V\Data\VV090821\
Data File : VV022122.D
Acq On : 08 Sep 2021 12:22
Operator : SY/MD
Sample : M3651-16
Misc : 5.0mL/MSVOA_V/WATER
ALS Vial : 5 Sample Multiplier: 1

Instrument :
MSVOA_V
ClientSampleId :
DBKN0

Quant Method : Z:\voasrv\HPCHEM1\MSVOA_V\Method\SFAMVLM082721WMA.M
Quant Title : VOC Analysis

TIC Library : C:\Database\NIST20.L
TIC Integration Parameters: LSCINT.P

****
Peak Number 1 unknown-01 Concentration Rank 2

R.T.	EstConc	Area	Relative to ISTD	R.T.
5.912	8.81 ug/L	22732	1,4-Difluorobenzene	5.622

Hit# of 5	Tentative ID	MW	MolForm	CAS#	Qual
1	4-Chloro-3-fluoropyridine	131	C5H3ClFN	002546-56-7	32
2	Ethane, 1,1,1,2-tetrachloro-	166	C2H2Cl4	000630-20-6	28
3	Ethane, 1,1,1,2-tetrachloro-	166	C2H2Cl4	000630-20-6	25
4	Ethane, 1,1,1,2-tetrachloro-	166	C2H2Cl4	000630-20-6	25
5	2-Chloro-5-methylthiazole	133	C4H4ClNS	033342-65-3	22

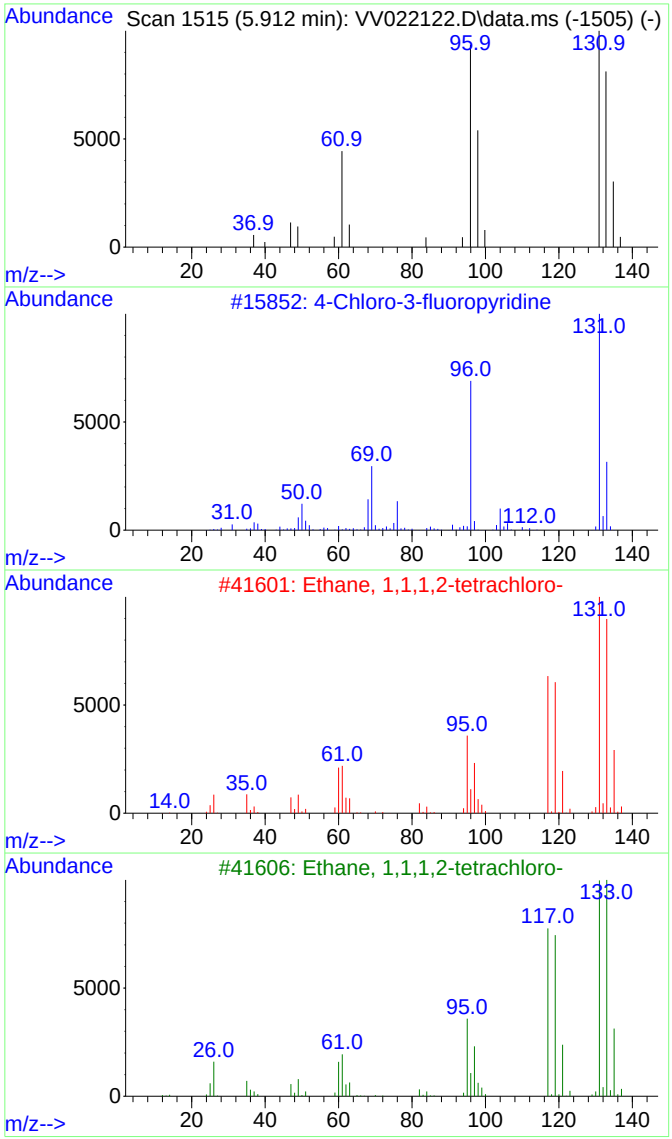

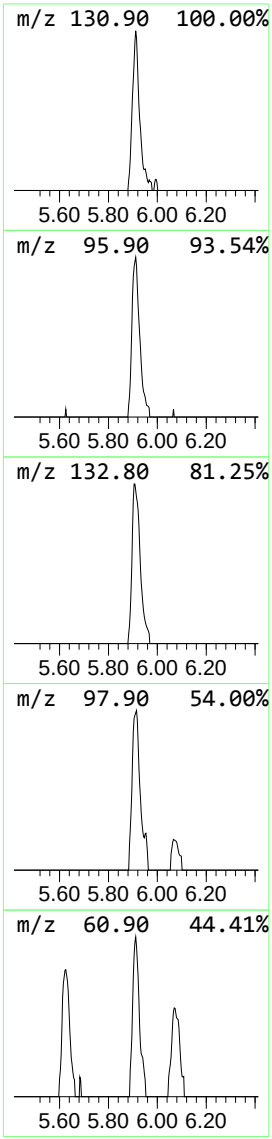

Tentatively Identified Compound (LSC) summary

Data Path : Z:\voasrv\HPCHEM1\MSVOA_V\Data\VV090821\
Data File : VV022122.D
Acq On : 08 Sep 2021 12:22
Operator : SY/MD
Sample : M3651-16
Misc : 5.0mL/MSVOA_V/WATER
ALS Vial : 5 Sample Multiplier: 1

Instrument :
MSVOA_V
ClientSampleId :
DBKN0

Quant Method : Z:\voasrv\HPCHEM1\MSVOA_V\Method\SFAMVLM082721WMA.M
Quant Title : VOC Analysis

TIC Library : C:\Database\NIST20.L
TIC Integration Parameters: LSCINT.P

TIC Top Hit name	RT	EstConc	Units	Response	Internal Standard #	RT	Resp	Conc
unknown-01	5.912	8.8	ug/L	22732	1	5.622	129018	50.0