LSC Area Percent Report

Data Path : Z:\VOASRV\HPCHEM1\MSVOA V\DATA\VV091119\
Data File : VV012673.D
Acq On : 11 Sep 2019 15:19
Operator : SY/MD
Sample : K4809-01
Misc : 25mL/MSVOA V/WATER
ALS Vial : 7 Sample Multiplier: 1

Instrument :
MSVOA_V
ClientSampleId :
BFDB8

Integration Parameters: rteint.p
Integrator: RTE
Smoothing : ON Filtering: 5
Sampling : 1 Min Area: 3 % of largest Peak
Start Thrs: 0.1 Max Peaks: 100
Stop Thrs : 0 Peak Location: TOP

If leading or trailing edge < 100 prefer < Baseline drop else tangent >
Peak separation: 5

Method : Z:\VOASRV\HPCHEM1\MSVOA_V\METHOD\SOMVTR090919WMA.M
Title : TRACE VOA SOM01.0

Signal : TIC

peak #	R.T. min	first scan	max scan	last scan	PK TY	peak height	corr. area	corr. % max.	% of total
1	1.116	5	8	13	rVB	22729	18090	1.17%	0.141%
2	1.225	38	42	54	rVB2	27831	31095	2.02%	0.243%
3	1.319	62	71	84	rBV	274980	295849	19.21%	2.312%
4	1.582	145	153	168	rVB	214609	255160	16.57%	1.994%
5	2.129	313	323	334	rBV	402634	567907	36.87%	4.439%
6	2.187	335	341	350	rVB	22332	31769	2.06%	0.248%
7	2.306	368	378	389	rBV	30240	53575	3.48%	0.419%
8	3.933	872	884	920	rBV	228082	641621	41.66%	5.015%
9	4.135	938	947	973	rVB	18839	48773	3.17%	0.381%
10	4.399	1012	1029	1060	rBV	286460	696034	45.19%	5.440%
11	5.093	1224	1245	1271	rBV2	640393	1540257	100.00%	12.039%
12	5.663	1407	1422	1452	rBV	491614	970798	63.03%	7.588%
13	5.949	1497	1511	1529	rVB	36381	76267	4.95%	0.596%
14	6.116	1548	1563	1592	rBV	371466	746678	48.48%	5.836%
15	7.029	1834	1847	1864	rBV	158015	286377	18.59%	2.238%
16	7.357	1936	1949	1968	rBV	678316	1187034	77.07%	9.278%
17	7.662	2033	2044	2061	rBV	97843	167184	10.85%	1.307%
18	7.981	2132	2143	2153	rBV3	16298	32022	2.08%	0.250%
19	8.132	2178	2190	2226	rBV4	544577	1268761	82.37%	9.917%
20	8.283	2227	2237	2251	rVB2	89680	155526	10.10%	1.216%
21	8.894	2414	2427	2451	rBV	753206	1225403	79.56%	9.578%
22	9.601	2637	2647	2658	rBV	8071	17785	1.15%	0.139%
23	9.852	2714	2725	2735	rBV	8179	16168	1.05%	0.126%
24	10.257	2835	2851	2869	rBV	210905	340125	22.08%	2.659%
25	10.421	2892	2902	2917	rVB	52946	89479	5.81%	0.699%
26	10.965	3061	3071	3086	rBV7	7532	16913	1.10%	0.132%
27	11.293	3161	3173	3193	rBV	635168	983660	63.86%	7.689%
28	11.585	3254	3264	3277	rBV4	14776	30276	1.97%	0.237%
29	11.669	3277	3290	3313	rVB	608622	975148	63.31%	7.622%
30	12.392	3504	3515	3525	rBV3	15779	27992	1.82%	0.219%

Sum of corrected areas: 12793726

LSC Report - Integrated Chromatogram

Data Path : Z:\VOASRV\HPCHEM1\MSVOA V\DATA\VV091119\
Data File : VV012673.D
Acq On : 11 Sep 2019 15:19
Operator : SY/MD
Sample : K4809-01
Misc : 25mL/MSVOA V/WATER
ALS Vial : 7 Sample Multiplier: 1

Instrument :
MSVOA_V
ClientSampleId :
BFDB8

Quant Method : Z:\VOASRV\HPCHEM1\MSVOA_V\METHOD\SOMVTR090919WMA.M
Quant Title : TRACE VOA SOM01.0

TIC Library : C:\DATABASE\NIST11.L
TIC Integration Parameters: LSCINT.P

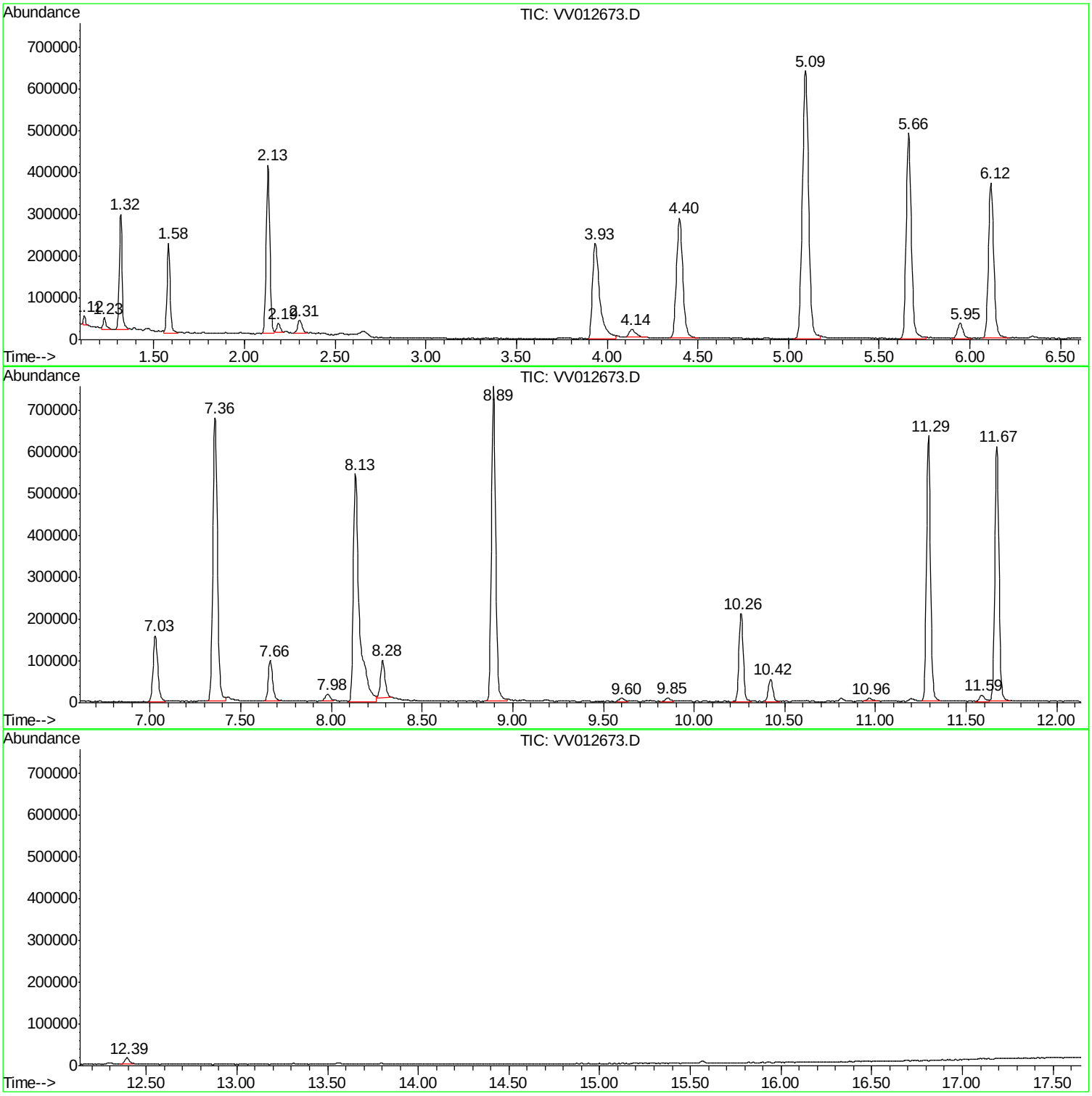

Library Search Compound Report

Data Path : Z:\VOASRV\HPCHEM1\MSVOA_V\DATA\VV091119\
Data File : VV012673.D
Acq On : 11 Sep 2019 15:19
Operator : SY/MD
Sample : K4809-01
Misc : 25mL/MSVOA_V/WATER
ALS Vial : 7 Sample Multiplier: 1

Instrument :
MSVOA_V
ClientSampleId :
BFDB8

Quant Method : Z:\VOASRV\HPCHEM1\MSVOA_V\METHOD\SOMVTR090919WMA.M
Quant Title : TRACE VOA SOM01.0

TIC Library : C:\DATABASE\NIST11.L
TIC Integration Parameters: LSCINT.P

****

Peak Number 2 Hexanal Concentration Rank 2

R.T.	EstConc	Area	Relative to ISTD	R.T.
8.28	0.63 ug/L	155526	Chlorobenzene-d5	8.89

Hit# of 5	Tentative ID	MW	MolForm	CAS#	Qual
1	Hexanal	100	C6H12O	000066-25-1	64
2	Hexanal	100	C6H12O	000066-25-1	56
3	Glutaraldehyde	100	C5H8O2	000111-30-8	37
4	Cyclobutane	56	C4H8	000287-23-0	30
5	Aziridine, 2-methyl-	57	C3H7N	000075-55-8	27

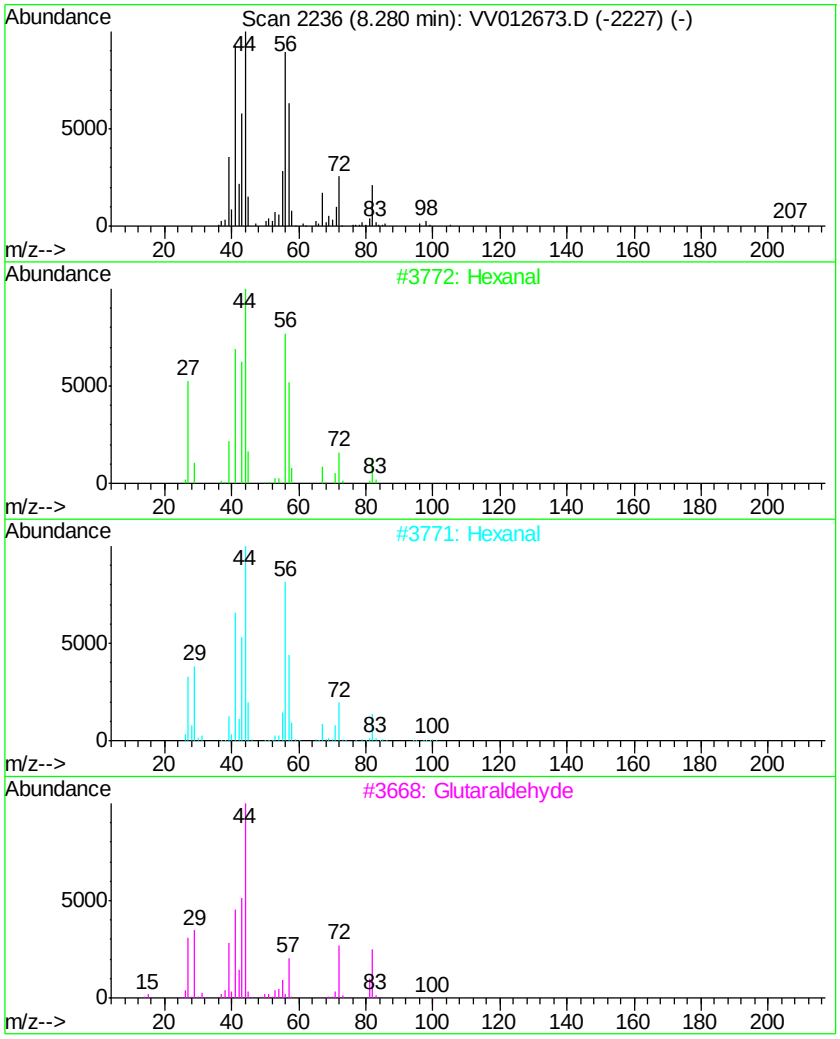

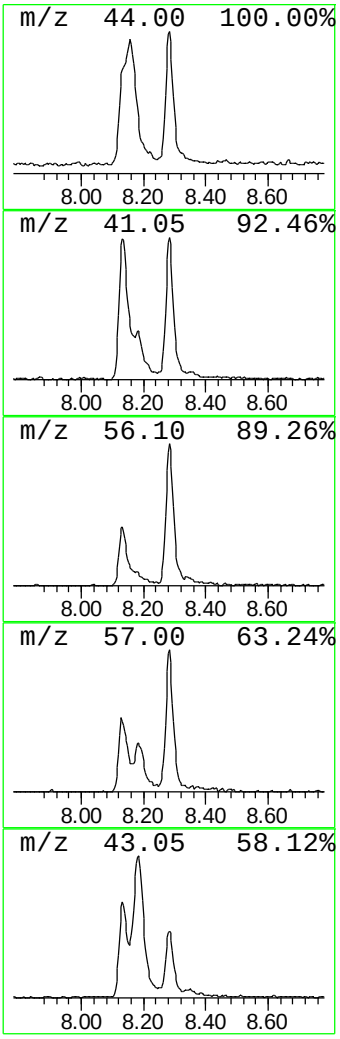

Tentatively Identified Compound (LSC) summary

Data Path : Z:\VOASRV\HPCHEM1\MSVOA_V\DATA\VV091119\
Data File : VV012673.D
Acq On : 11 Sep 2019 15:19
Operator : SY/MD
Sample : K4809-01
Misc : 25mL/MSVOA_V/WATER
ALS Vial : 7 Sample Multiplier: 1

Instrument :
MSVOA_V
ClientSampleId :
BFDB8

Quant Method : Z:\VOASRV\HPCHEM1\MSVOA_V\METHOD\SOMVTR090919WMA.M
Quant Title : TRACE VOA SOM01.0

TIC Library : C:\DATABASE\NIST11.L
TIC Integration Parameters: LSCINT.P

TIC Top Hit name	RT	EstConc	Units	Response	Internal Standard #	RT	Resp	Conc
Hexanal	8.28	0.6	ug/L	155526	2	8.89	1225400	5.0