

Data File : VV007614.D
 Acq On : 18 Sep 2018 21:00
 Operator : SY/MD
 Sample : J4920-05
 Misc : 25.0 mL/MSVOA_V/WATER
 ALS Vial : 19 Sample Multiplier: 1

Instrument :
 MSVOA_V
 ClientSampleId :
 C0KZ3

Quant Time: Sep 19 01:48:48 2018
 Quant Method : Z:\VOASRV\HPCHEM1\MSVOA_V\METHOD\SOMVTR091818WMA.M
 Quant Title : TRACE VOA SOM01.0
 QLast Update : Wed Sep 19 01:47:19 2018
 Response via : Initial Calibration

Internal Standards	R.T.	QIon	Response	Conc	Units	Dev(Min)
1) 1,4-Difluorobenzene	5.67	114	115991	5.00	ug/L	0.00
28) Chlorobenzene-d5	8.90	117	106540	5.00	ug/L	0.00
60) 1,4-Dichlorobenzene-d4	11.30	152	55876	5.00	ug/L	0.00

System Monitoring Compounds

4) Vinyl Chloride-d3	1.32	65	25088	4.53	ug/L	0.00
Spiked Amount	5.000	Range	40 - 130	Recovery	=	90.60%
7) Chloroethane-d5	1.59	69	22789	4.60	ug/L	0.00
Spiked Amount	5.000	Range	65 - 130	Recovery	=	92.00%
11) 1,1-Dichloroethene-d2	2.13	63	45002	3.37	ug/L	0.00
Spiked Amount	5.000	Range	60 - 125	Recovery	=	67.40%
20) 2-Butanone-d5	3.98	46	40774	53.48	ug/L	0.00
Spiked Amount	50.000	Range	40 - 130	Recovery	=	106.96%
24) Chloroform-d	4.41	84	53576	4.59	ug/L	0.00
Spiked Amount	5.000	Range	70 - 125	Recovery	=	91.80%
26) 1,2-Dichloroethane-d4	5.09	65	27876	4.87	ug/L	0.00
Spiked Amount	5.000	Range	70 - 130	Recovery	=	97.40%
32) Benzene-d6	5.10	84	106798	4.79	ug/L	0.00
Spiked Amount	5.000	Range	70 - 125	Recovery	=	95.80%
36) 1,2-Dichloropropane-d6	6.13	67	31770	4.91	ug/L	0.00
Spiked Amount	5.000	Range	60 - 140	Recovery	=	98.20%
41) Toluene-d8	7.36	98	109476	4.66	ug/L	0.00
Spiked Amount	5.000	Range	70 - 130	Recovery	=	93.20%
43) trans-1,3-Dichloropropene-	7.67	79	12758	4.43	ug/L	0.00
Spiked Amount	5.000	Range	55 - 130	Recovery	=	88.60%
46) 2-Hexanone-d5	8.15	63	23560	46.21	ug/L	0.00
Spiked Amount	50.000	Range	45 - 130	Recovery	=	92.42%
57) 1,1,2,2-Tetrachloroethane-	10.27	84	19516	4.34	ug/L	0.00
Spiked Amount	5.000	Range	65 - 120	Recovery	=	86.80%
64) 1,2-Dichlorobenzene-d4	11.68	152	47213	4.82	ug/L	0.00
Spiked Amount	5.000	Range	80 - 120	Recovery	=	96.40%

Target Compounds

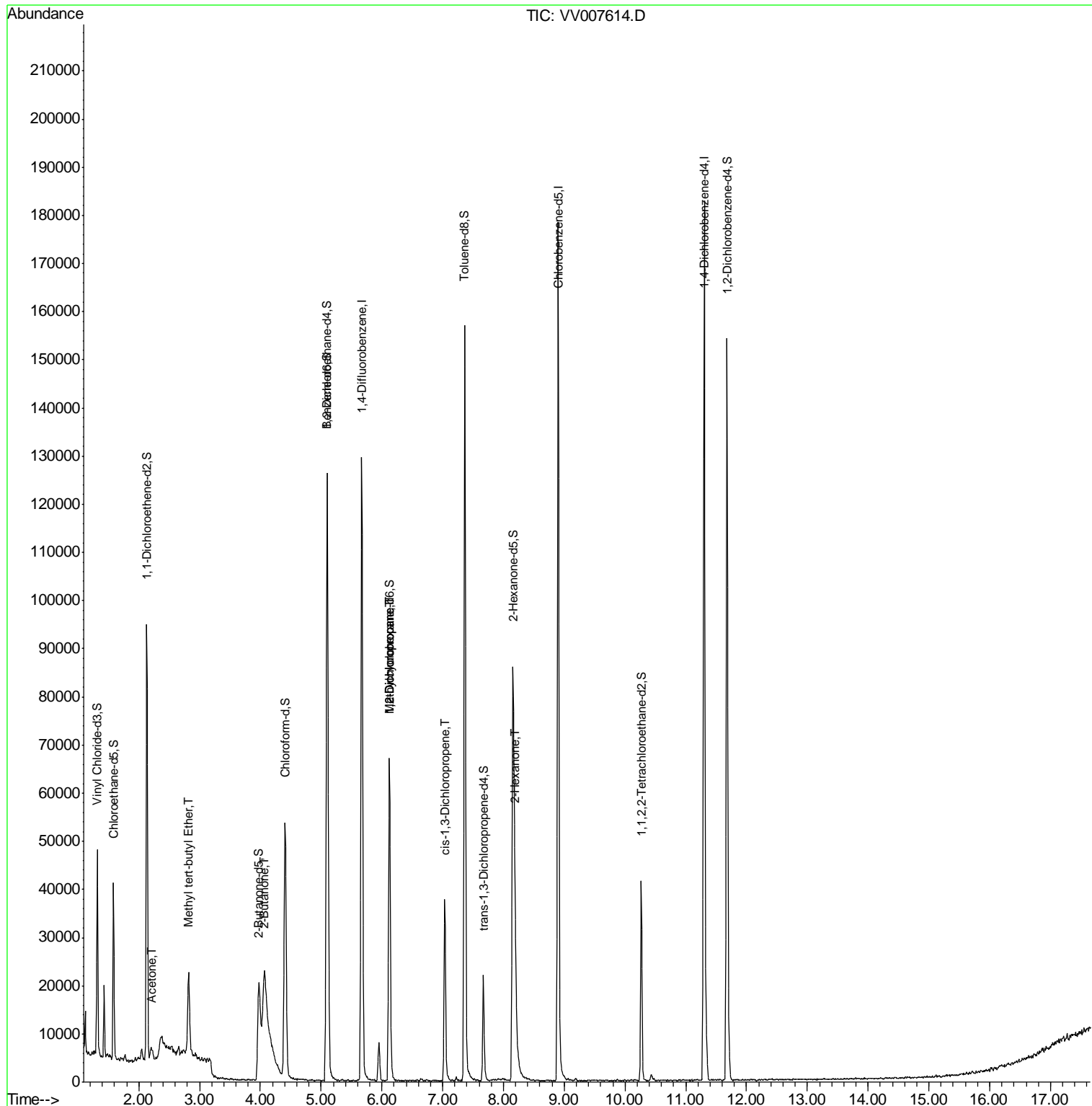
						Qvalue
13) Acetone	2.21	43	2969	4.573	ug/L	79
17) Methyl tert-butyl Ether	2.82	73	20243	1.149	ug/L	98
21) 2-Butanone	4.05	43	1211	1.198	ug/L #	51
35) Methylcyclohexane	6.12	83	7862	0.597	ug/L #	33
37) 1,2-Dichloropropane	6.13	63	3815	0.614	ug/L #	86
39) cis-1,3-Dichloropropene	7.04	75	995	0.097	ug/L #	79
48) 2-Hexanone	8.19	43	14827	5.290	ug/L #	67

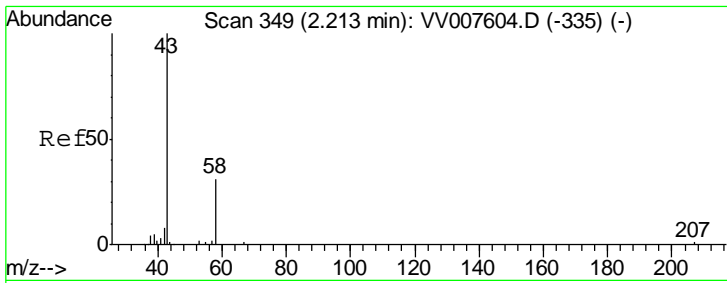
(#) = qualifier out of range (m) = manual integration (+) = signals summed

Data File : VV007614.D
Acq On : 18 Sep 2018 21:00
Operator : SY/MD
Sample : J4920-05
Misc : 25.0 mL/MSVOA_V/WATER
ALS Vial : 19 Sample Multiplier: 1

Instrument :
MSVOA_V
Client Sampled :
C0KZ3

Quant Time: Sep 19 01:48:48 2018
Quant Method : Z:\VOASRV\HPCHEM1\MSVOA_V\METHOD\SOMVTR091818WMA.M
Quant Title : TRACE VOA SOM01.0
QLast Update : Wed Sep 19 01:47:19 2018
Response via : Initial Calibration



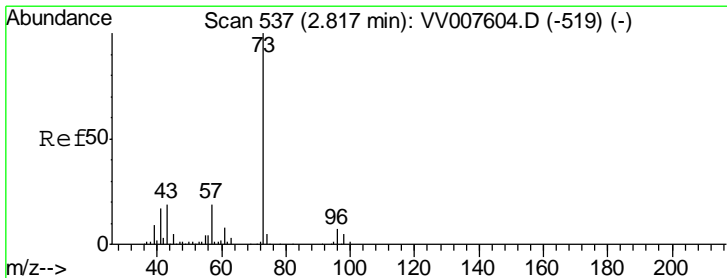
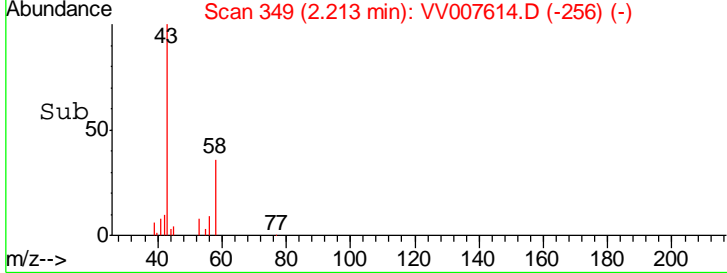
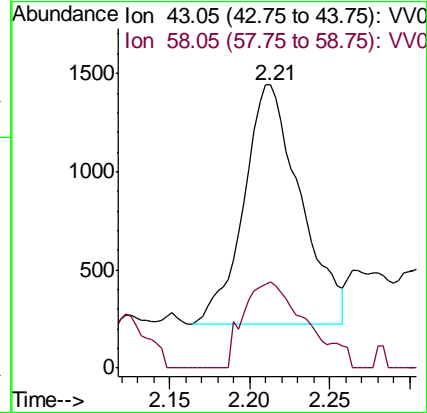
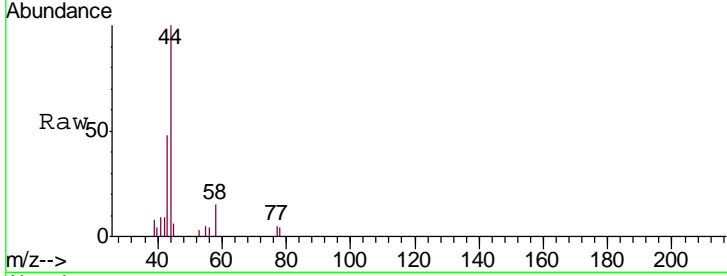


#13
 Acetone
 Concen: 4.573 ug/L
 RT: 2.21 min Scan# 349
 Delta R.T. 0.00 min
 Lab File: VV007614.D
 Acq: 18 Sep 2018 21:00

Instrument :
 MSVOA_V
 ClientSampled :
 C0KZ3

Tgt Ion: 43 Resp: 2969

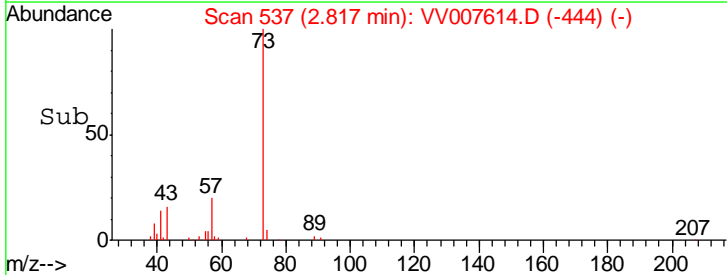
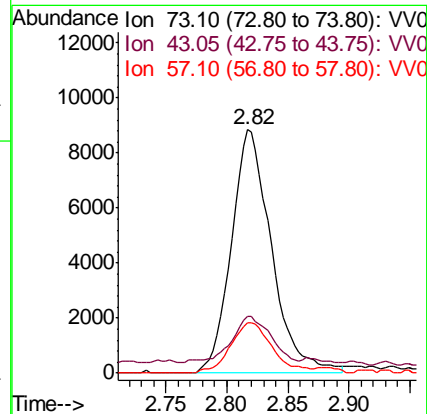
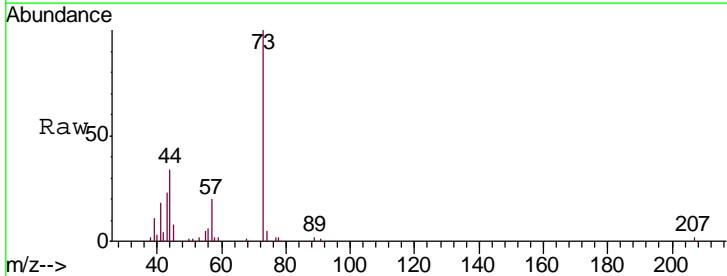
Ion	Ratio	Lower	Upper
43	100		
58	39.7	0.0	57.2

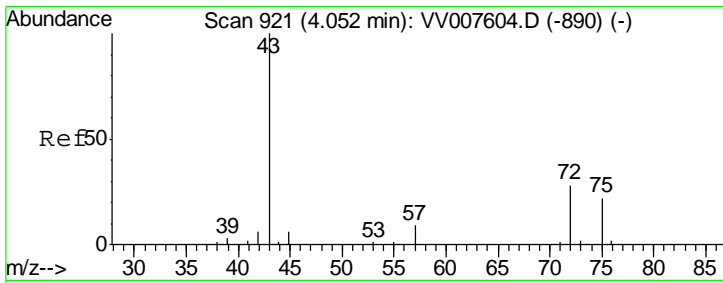


#17
 Methyl tert-butyl Ether
 Concen: 1.149 ug/L
 RT: 2.82 min Scan# 537
 Delta R.T. 0.00 min
 Lab File: VV007614.D
 Acq: 18 Sep 2018 21:00

Tgt Ion: 73 Resp: 20243

Ion	Ratio	Lower	Upper
73	100		
43	19.2	16.2	24.2
57	21.6	16.4	24.6

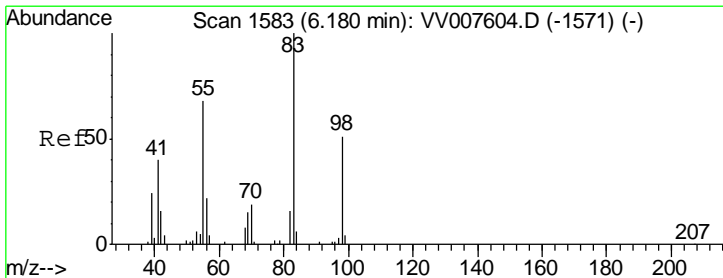
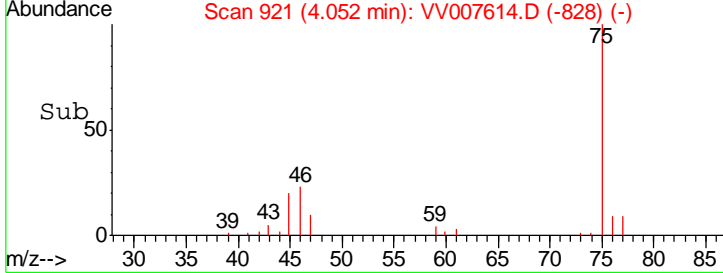
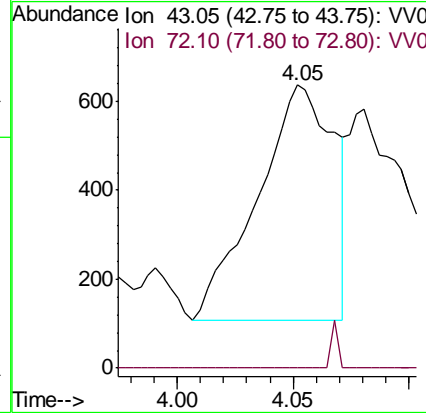
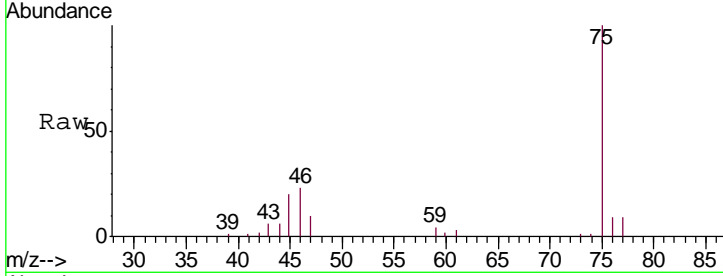




#21
 2-Butanone
 Concen: 1.198 ug/L
 RT: 4.05 min Scan# 921
 Delta R.T. 0.00 min
 Lab File: VV007614.D
 Acq: 18 Sep 2018 21:00

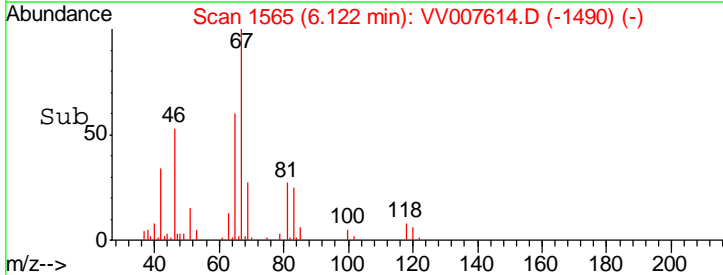
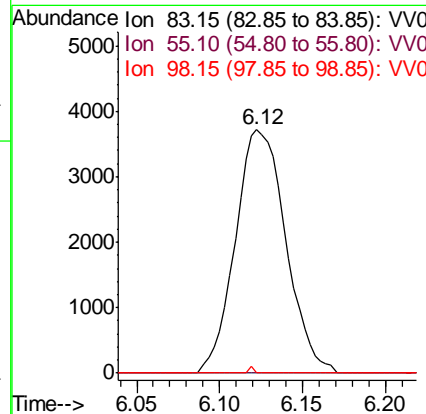
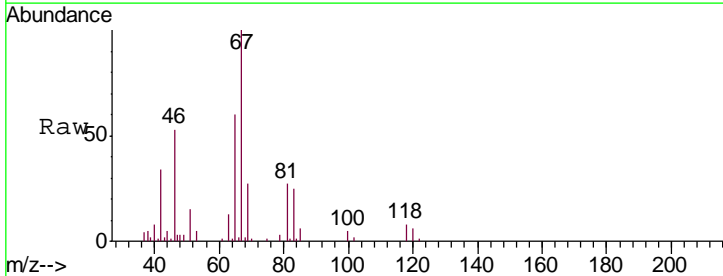
Instrument :
 MSVOA_V
 ClientSampled :
 C0KZ3

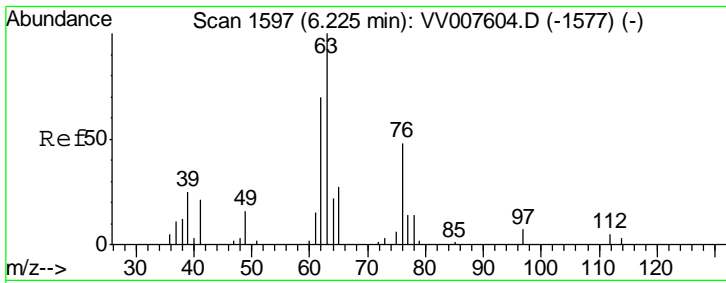
Tgt Ion: 43 Resp: 1211
 Ion Ratio Lower Upper
 43 100
 72 1.7 13.4 40.2#



#35
 Methylcyclohexane
 Concen: 0.597 ug/L
 RT: 6.12 min Scan# 1565
 Delta R.T. -0.06 min
 Lab File: VV007614.D
 Acq: 18 Sep 2018 21:00

Tgt Ion: 83 Resp: 7862
 Ion Ratio Lower Upper
 83 100
 55 0.0 54.6 82.0#
 98 20.5 39.8 59.6#

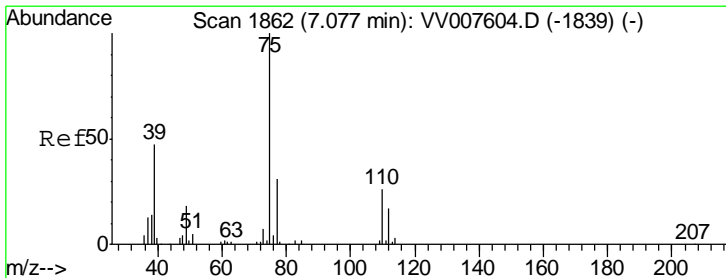
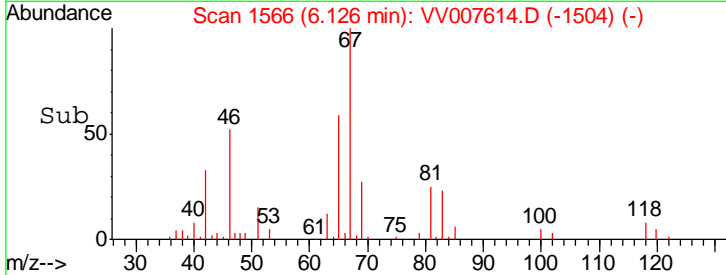
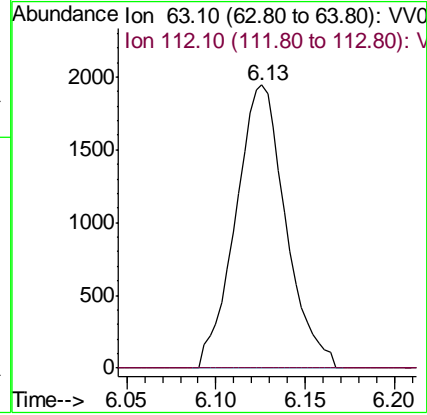
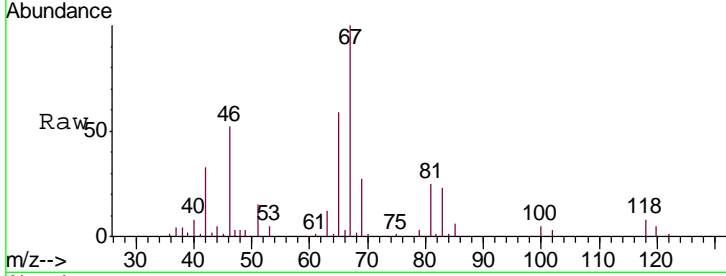




#37
 1,2-Dichloropropane
 Concen: 0.614 ug/L
 RT: 6.13 min Scan# 1566
 Delta R.T. -0.10 min
 Lab File: VV007614.D
 Acq: 18 Sep 2018 21:00

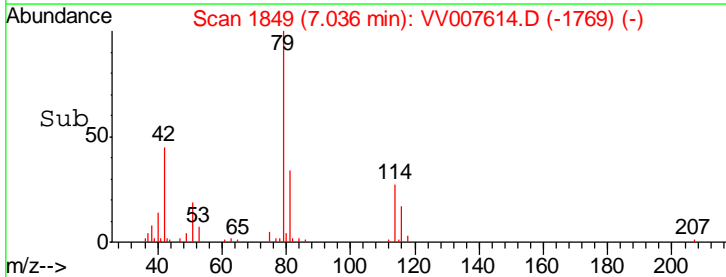
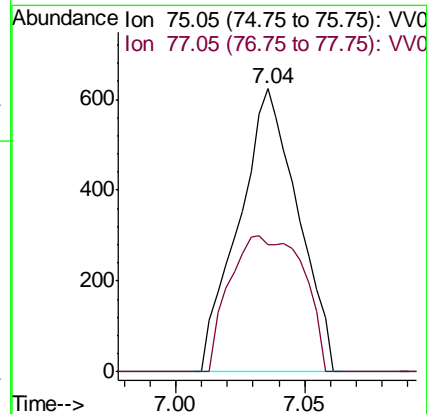
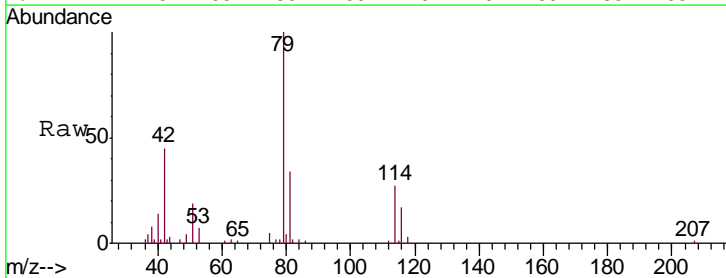
Instrument :
 MSVOA_V
 ClientSampleID :
 C0KZ3

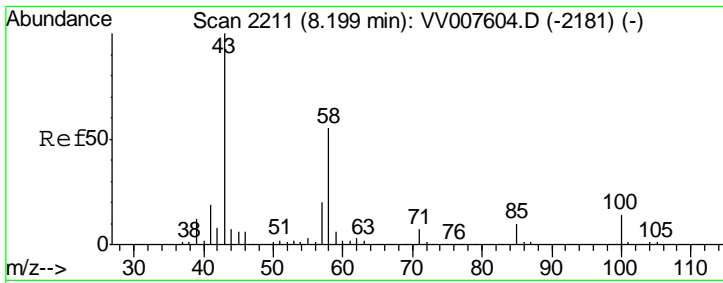
Tgt Ion: 63 Resp: 3815
 Ion Ratio Lower Upper
 63 100
 112 0.0 3.8 5.6#



#39
 cis-1,3-Dichloropropene
 Concen: 0.097 ug/L
 RT: 7.04 min Scan# 1849
 Delta R.T. -0.04 min
 Lab File: VV007614.D
 Acq: 18 Sep 2018 21:00

Tgt Ion: 75 Resp: 995
 Ion Ratio Lower Upper
 75 100
 77 44.8 23.0 42.8#

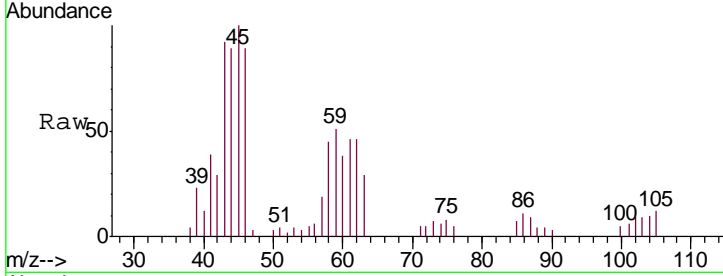




#48
 2-Hexanone
 Concen: 5.290 ug/L
 RT: 8.19 min Scan# 2209
 Delta R.T. -0.01 min
 Lab File: VV007614.D
 Acq: 18 Sep 2018 21:00

Instrument : MSVOA_V
 ClientSampled : C0KZ3

Tgt Ion	Resp	Lower	Upper
43	14827		
58	28.2	45.5	68.3#
57	10.8	16.3	24.5#
100	3.5	10.7	16.1#



Abundance Ion 43.05 (42.75 to 43.75): VV0
 Ion 58.05 (57.75 to 58.75): VV0
 Ion 57.20 (56.90 to 57.90): VV0
 Ion 100.15 (99.85 to 100.85): VV0

