

Data Path : Z:\VOASRV\HPCHEM1\MSVOA V\DATA\VV092420\  
 Data File : VV018418.D  
 Acq On : 24 Sep 2020 11:01  
 Operator : SY/MD  
 Sample : VV0924MBL01  
 Misc : 5.00µ/5.0mL/100uL/5.0mL/MSVOA\_V/MEOH  
 ALS Vial : 3 Sample Multiplier: 1

Instrument :  
 MSVOA\_V  
 ClientSampleId :

Quant Time: Sep 25 04:44:29 2020  
 Quant Method : Z:\VOASRV\HPCHEM1\MSVOA\_V\METHOD\SOMVLM090920WMA.M  
 Quant Title : VOC Analysis  
 QLast Update : Fri Sep 25 04:36:20 2020  
 Response via : Initial Calibration

Internal Standards	R.T.	QIon	Response	Conc	Units	Dev(Min)
1) 1,4-Difluorobenzene	5.64	114	322361	50.00	µg/L	0.00
28) Chlorobenzene-d5	8.87	117	313637	50.00	µg/L	0.00
60) 1,4-Dichlorobenzene-d4	11.27	152	157635	50.00	µg/L	0.00

## System Monitoring Compounds

4) Vinyl Chloride-d3	1.32	65	85399	32.51	µg/L	0.00
Spiked Amount	50.000	Range	60 - 135	Recovery	=	65.02%
7) Chloroethane-d5	1.58	69	76917	35.78	µg/L	0.00
Spiked Amount	50.000	Range	70 - 130	Recovery	=	71.56%
11) 1,1-Dichloroethene-d2	2.12	63	132271	27.45	µg/L	0.00
Spiked Amount	50.000	Range	60 - 125	Recovery	=	54.90%#
21) 2-Butanone-d5	3.92	46	139470	86.73	µg/L	0.00
Spiked Amount	100.000	Range	40 - 130	Recovery	=	86.73%
24) Chloroform-d	4.37	84	184558	40.49	µg/L	0.00
Spiked Amount	50.000	Range	70 - 125	Recovery	=	80.98%
26) 1,2-Dichloroethane-d4	5.05	65	123807	42.37	µg/L	0.00
Spiked Amount	50.000	Range	70 - 125	Recovery	=	84.74%
32) Benzene-d6	5.07	84	371896	41.42	µg/L	0.00
Spiked Amount	50.000	Range	70 - 125	Recovery	=	82.84%
36) 1,2-Dichloropropane-d6	6.09	67	122096	42.80	µg/L	0.00
Spiked Amount	50.000	Range	70 - 120	Recovery	=	85.60%
41) Toluene-d8	7.33	98	339258	41.46	µg/L	0.00
Spiked Amount	50.000	Range	80 - 120	Recovery	=	82.92%
43) trans-1,3-Dichloropropene-	7.64	79	60247	41.56	µg/L	0.00
Spiked Amount	50.000	Range	60 - 125	Recovery	=	83.12%
47) 2-Hexanone-d5	8.11	63	91521	84.69	µg/L	0.00
Spiked Amount	100.000	Range	45 - 130	Recovery	=	84.69%
57) 1,1,2,2-Tetrachloroethane-	10.24	84	149477	41.75	µg/L	0.00
Spiked Amount	50.000	Range	65 - 120	Recovery	=	83.50%
64) 1,2-Dichlorobenzene-d4	11.65	152	148640	45.91	µg/L	0.00
Spiked Amount	50.000	Range	80 - 120	Recovery	=	91.82%

## Target Compounds

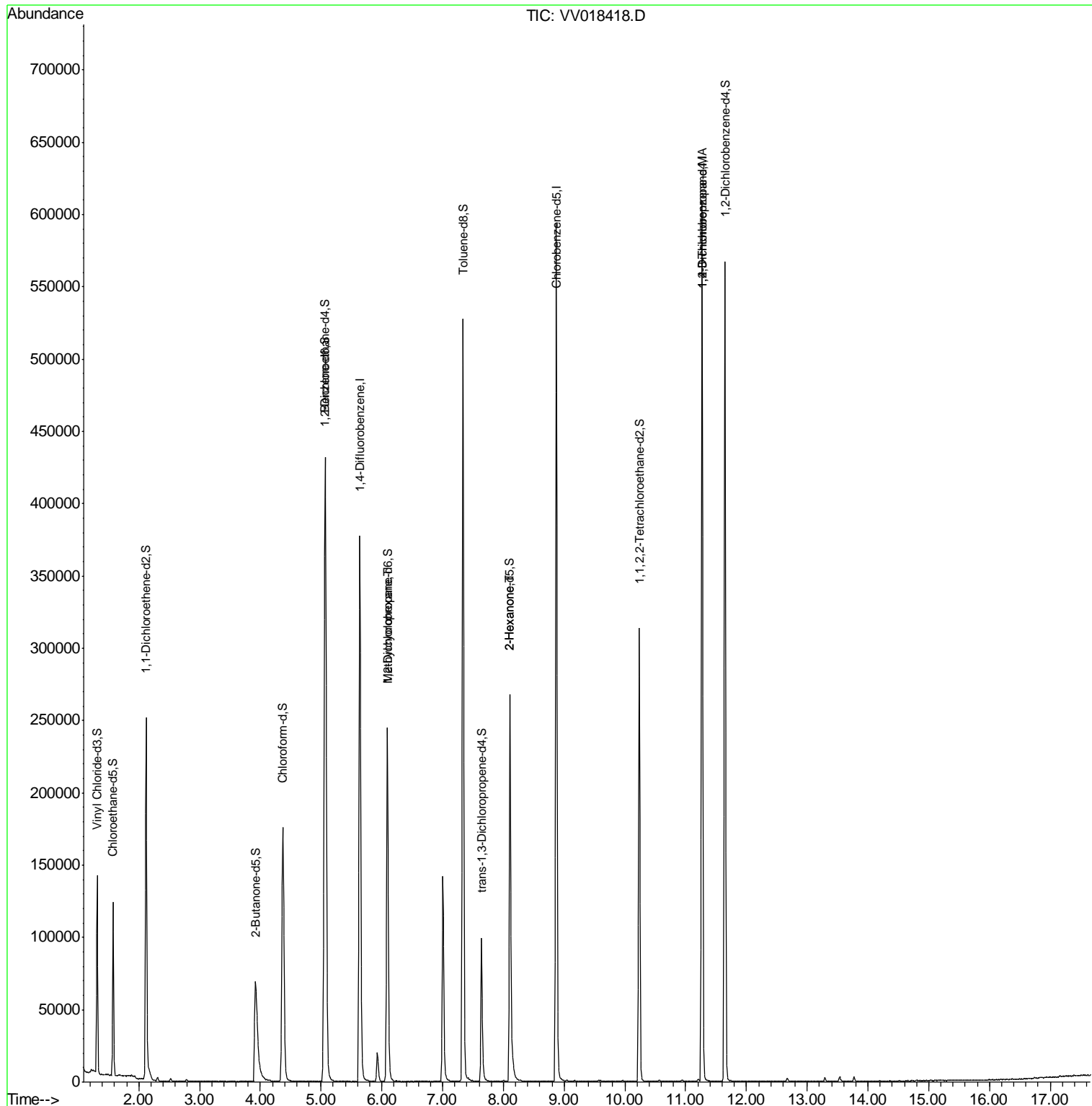
Target Compounds	R.T.	QIon	Response	Conc	Units	Ovalue
35) Methylcyclohexane	6.09	83	28981	7.880	µg/L #	18
48) 2-Hexanone	8.11	43	11515	5.067	µg/L #	73
59) 1,2,3-Trichloropropane	11.27	75	17620	6.304	µg/L	95

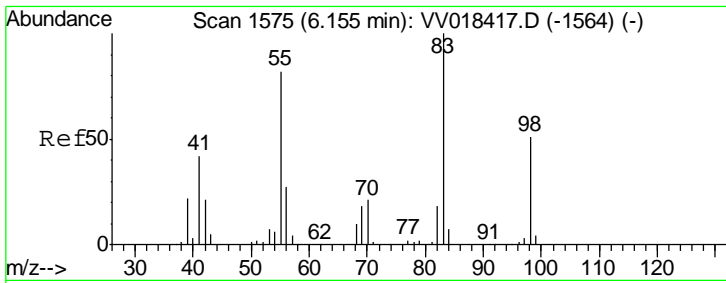
(#) = qualifier out of range (m) = manual integration (+) = signals summed

Data Path : Z:\VOASRV\HPCHEM1\MSVOA V\DATA\VV092420\  
 Data File : VV018418.D  
 Acq On : 24 Sep 2020 11:01  
 Operator : SY/MD  
 Sample : VV0924MBL01  
 Misc : 5.00µ/5.0mL/100uL/5.0mL/MSVOA\_V/MEOH  
 ALS Vial : 3 Sample Multiplier: 1

Instrument :  
 MSVOA\_V  
 ClientSampled :

Quant Time: Sep 25 04:44:29 2020  
 Quant Method : Z:\VOASRV\HPCHEM1\MSVOA\_V\METHOD\SOMVLM090920WMA.M  
 Quant Title : VOC Analysis  
 QLast Update : Fri Sep 25 04:36:20 2020  
 Response via : Initial Calibration

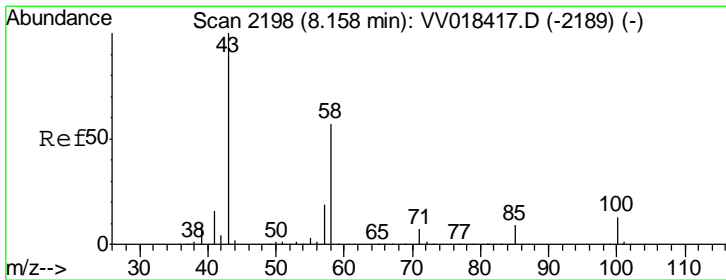
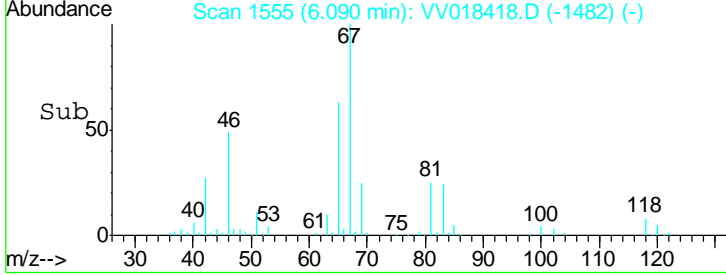
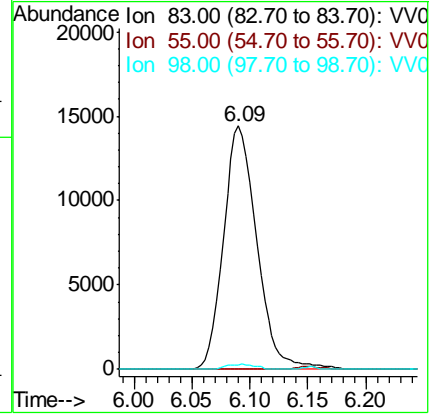
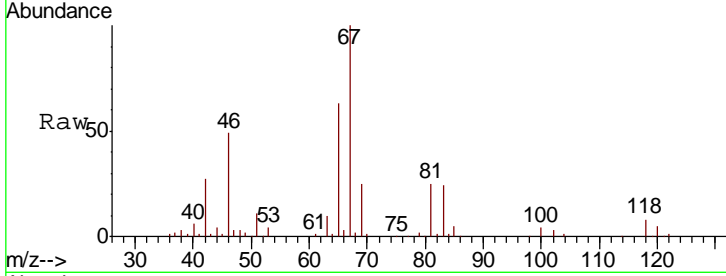




#35  
 Methylcyclohexane  
 Concen: 7.880 ug/L  
 RT: 6.09 min Scan# 1555  
 Delta R.T. -0.06 min  
 Lab File: VV018418.D  
 Acq: 24 Sep 2020 11:01

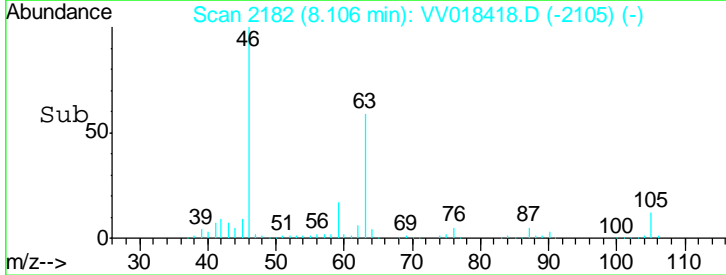
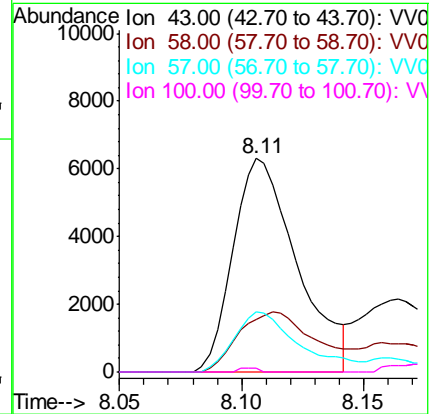
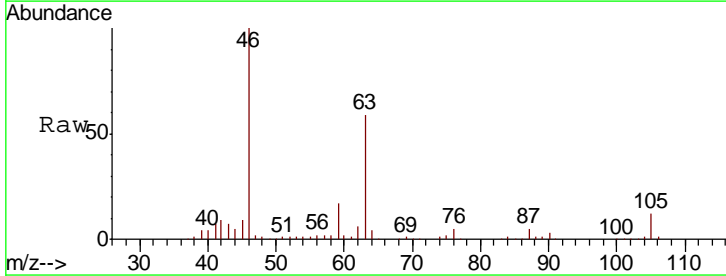
Instrument :  
 MSVOA\_V  
 ClientSampled :

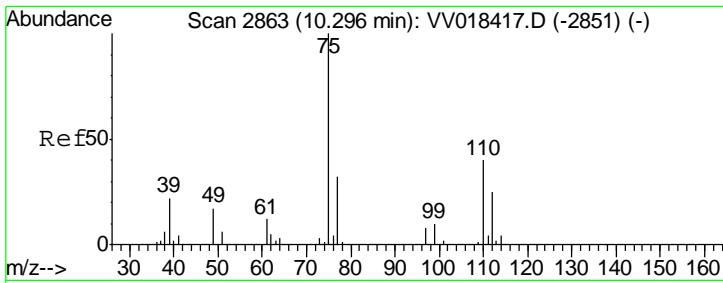
Tgt Ion	Resp	Lower	Upper
83	100		
55	0.0	63.4	95.2#
98	1.7	38.8	58.2#



#48  
 2-Hexanone  
 Concen: 5.067 ug/L  
 RT: 8.11 min Scan# 2182  
 Delta R.T. -0.05 min  
 Lab File: VV018418.D  
 Acq: 24 Sep 2020 11:01

Tgt Ion	Resp	Lower	Upper
43	100		
58	35.0	44.8	67.2#
57	28.3	15.8	23.6#
100	0.6	10.2	15.4#





#59  
 1,2,3-Trichloropropane  
 Concen: 6.304 ug/L  
 RT: 11.27 min Scan# 3166  
 Delta R.T. 0.97 min  
 Lab File: VV018418.D  
 Acq: 24 Sep 2020 11:01

Instrument : MSVOA\_V  
 ClientSampled :

Tot Ion	Resp	Lower	Upper
75	17620		
75	100		
77	34.9	25.8	38.6

