

Data File : VV007874.D  
 Acq On : 25 Sep 2018 23:49  
 Operator : SY/MD  
 Sample : J5036-05 100X  
 Misc : 5.0 mL/MSVOA\_V/WATER  
 ALS Vial : 28 Sample Multiplier: 1

Instrument :  
 MSVOA\_V  
 ClientSampleId :  
 C08W9

Quant Time: Sep 26 05:02:02 2018  
 Quant Method : Z:\VOASRV\HPCHEM1\MSVOA\_V\METHOD\SOMVLM092518WMA.M  
 Quant Title : VOC Analysis  
 QLast Update : Wed Sep 26 04:58:06 2018  
 Response via : Initial Calibration

Internal Standards	R.T.	QIon	Response	Conc	Units	Dev(Min)
1) 1,4-Difluorobenzene	5.67	114	201570	50.00	ug/L	0.00
28) Chlorobenzene-d5	8.90	117	198554	50.00	ug/L	0.00
60) 1,4-Dichlorobenzene-d4	11.30	152	107665	50.00	ug/L	0.00

System Monitoring Compounds

4) Vinyl Chloride-d3	1.32	65	54912	43.46	ug/L	0.00
Spiked Amount	50.000	Range	60 - 135	Recovery	=	86.92%
7) Chloroethane-d5	1.59	69	51040	46.78	ug/L	0.00
Spiked Amount	50.000	Range	70 - 130	Recovery	=	93.56%
11) 1,1-Dichloroethene-d2	2.14	63	93604	34.77	ug/L	0.00
Spiked Amount	50.000	Range	60 - 125	Recovery	=	69.54%
21) 2-Butanone-d5	3.95	46	90986	106.84	ug/L	0.00
Spiked Amount	100.000	Range	40 - 130	Recovery	=	106.84%
24) Chloroform-d	4.41	84	112693	42.94	ug/L	0.00
Spiked Amount	50.000	Range	70 - 125	Recovery	=	85.88%
26) 1,2-Dichloroethane-d4	5.09	65	88157	47.10	ug/L	0.00
Spiked Amount	50.000	Range	70 - 125	Recovery	=	94.20%
32) Benzene-d6	5.11	84	246639	46.38	ug/L	0.00
Spiked Amount	50.000	Range	70 - 125	Recovery	=	92.76%
36) 1,2-Dichloropropane-d6	6.13	67	77714	46.67	ug/L	0.00
Spiked Amount	50.000	Range	70 - 120	Recovery	=	93.34%
41) Toluene-d8	7.36	98	241831	45.12	ug/L	0.00
Spiked Amount	50.000	Range	80 - 120	Recovery	=	90.24%
43) trans-1,3-Dichloropropene-	7.67	79	33536	42.30	ug/L	0.00
Spiked Amount	50.000	Range	60 - 125	Recovery	=	84.60%
47) 2-Hexanone-d5	8.14	63	69543	98.89	ug/L	0.00
Spiked Amount	100.000	Range	45 - 130	Recovery	=	98.89%
57) 1,1,2,2-Tetrachloroethane-	10.27	84	111665	45.43	ug/L	0.00
Spiked Amount	50.000	Range	65 - 120	Recovery	=	90.86%
64) 1,2-Dichlorobenzene-d4	11.68	152	114968	48.04	ug/L	0.00
Spiked Amount	50.000	Range	80 - 120	Recovery	=	96.08%

Target Compounds

						Qvalue
10) 1,1,2-Trichloro-1,2,2-trif	2.14	101	824	0.596	ug/L #	15
12) 1,1-Dichloroethene	2.14	96	825	0.665	ug/L #	1
16) Methylene chloride	2.54	84	3401	2.478	ug/L	95
25) Chloroform	4.43	83	16125	5.983	ug/L	92
27) 1,2-Dichloroethane	5.15	62	2107	0.986	ug/L #	76
31) Carbon tetrachloride	4.88	117	1752	0.882	ug/L	94
33) Benzene	5.15	78	280944	52.618	ug/L	100
44) trans-1,3-Dichloropropene	7.67	75	1529	0.744	ug/L #	80
48) 2-Hexanone	8.14	43	8483	5.334	ug/L #	76
51) Chlorobenzene	8.93	112	1582650	380.095	ug/L	100
59) 1,2,3-Trichloropropane	11.23	75	18471	9.744	ug/L #	43
62) 1,3-Dichlorobenzene	11.23	146	66742	19.812	ug/L	97
63) 1,4-Dichlorobenzene	11.32	146	602227	168.229	ug/L	99
65) 1,2-Dichlorobenzene	11.69	146	708280	202.610	ug/L	99
67) 1,3,5-Trichlorobenzene	13.32	180	90684	31.931	ug/L	99
68) 1,2,4-trichlorobenzene	13.32	180	90684	37.845	ug/L	99
70) 1,2,3-Trichlorobenzene	13.80	180	23363	9.630	ug/L	98

Data Path : Z:\VOASRV\HPCHEM1\MSVOA\_V\DATA\VV092518\  
Quantitation Report (Not Reviewed)

Data File : VV007874.D  
Acq On : 25 Sep 2018 23:49  
Operator : SY/MD  
Sample : J5036-05 100X  
Misc : 5.0 mL/MSVOA\_V/WATER  
ALS Vial : 28 Sample Multiplier: 1

Instrument :  
MSVOA\_V  
ClientSampleId :  
C08W9

Quant Time: Sep 26 05:02:02 2018  
Quant Method : Z:\VOASRV\HPCHEM1\MSVOA\_V\METHOD\SOMVLM092518WMA.M  
Quant Title : VOC Analysis  
QLast Update : Wed Sep 26 04:58:06 2018  
Response via : Initial Calibration

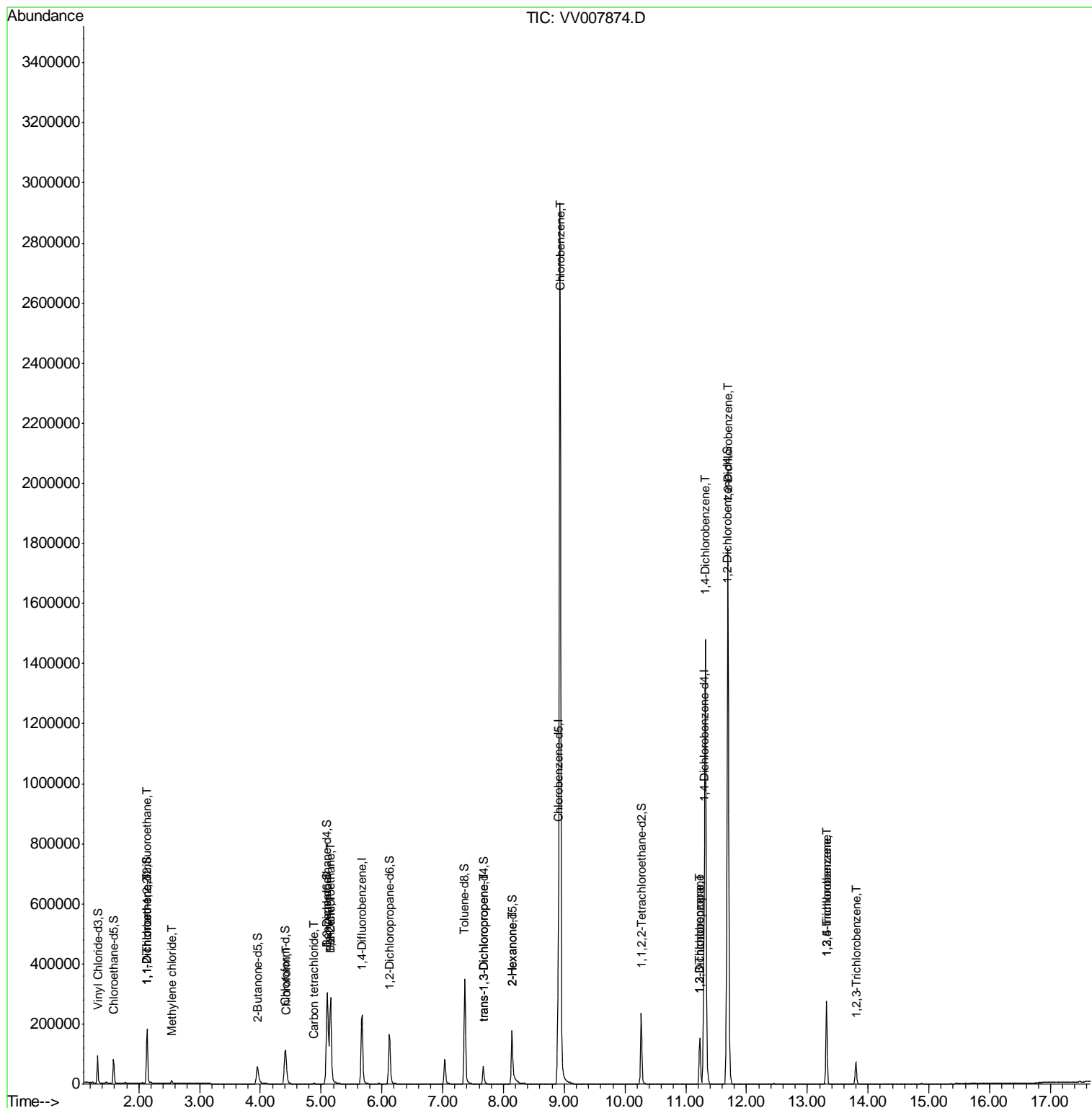
Internal Standards	R.T.	QIon	Response	Conc	Units	Dev(Min)
--------------------	------	------	----------	------	-------	----------

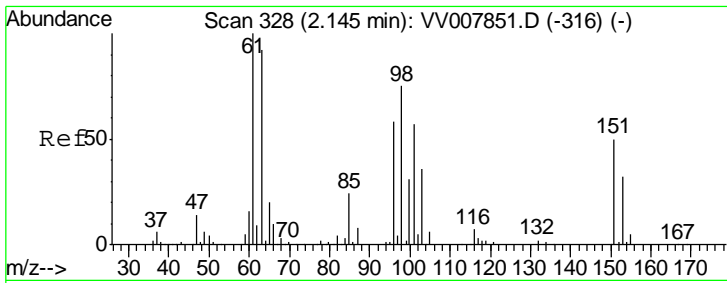
(#) = qualifier out of range (m) = manual integration (+) = signals summed

Data File : VV007874.D  
Acq On : 25 Sep 2018 23:49  
Operator : SY/MD  
Sample : J5036-05 100X  
Misc : 5.0 mL/MSVOA\_V/WATER  
ALS Vial : 28 Sample Multiplier: 1

Instrument :  
MSVOA\_V  
ClientSampleId :  
C08W9

Quant Time: Sep 26 05:02:02 2018  
Quant Method : Z:\VOASRV\HPCHEM1\MSVOA\_V\METHOD\SOMVLM092518WMA.M  
Quant Title : VOC Analysis  
QLast Update : Wed Sep 26 04:58:06 2018  
Response via : Initial Calibration





#10

1,1,2-Trichloro-1,2,2-trifluoroethane

Concen: 0.596 ug/L

RT: 2.14 min Scan# 326

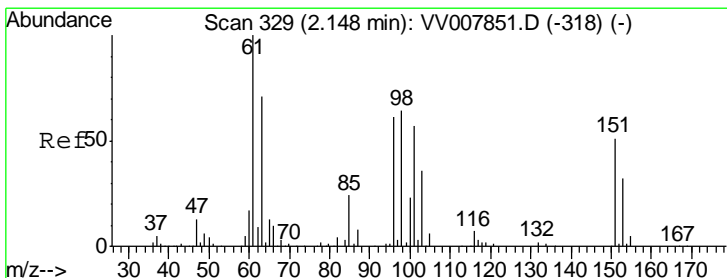
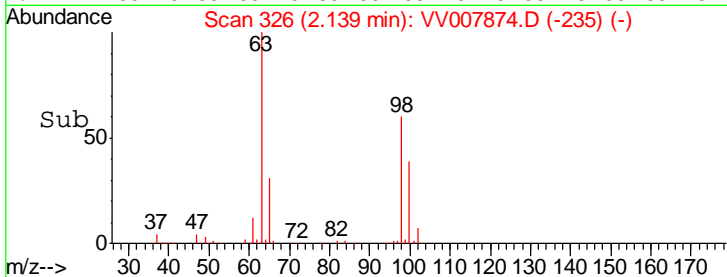
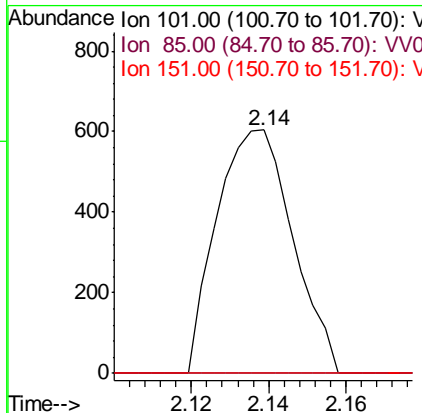
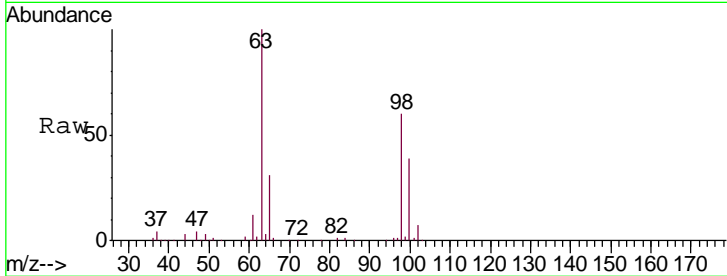
Delta R.T. -0.01 min

Lab File: VV007874.D

Acq: 25 Sep 2018 23:49

Instrument :  
MSVOA\_V  
ClientSampled :  
C08W9

Tgt Ion	Resp	Lower	Upper
101	824		
101	100		
85	0.0	34.2	51.2#
151	0.0	69.7	104.5#



#12

1,1-Dichloroethene

Concen: 0.665 ug/L

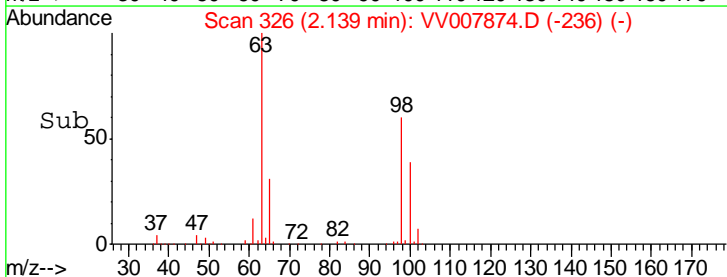
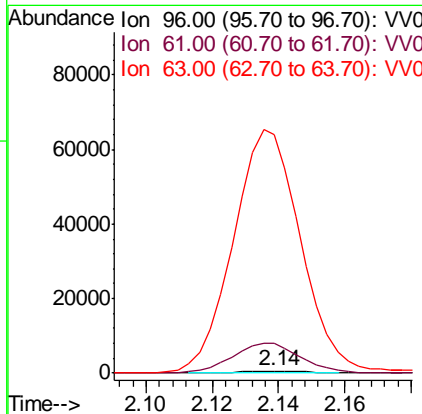
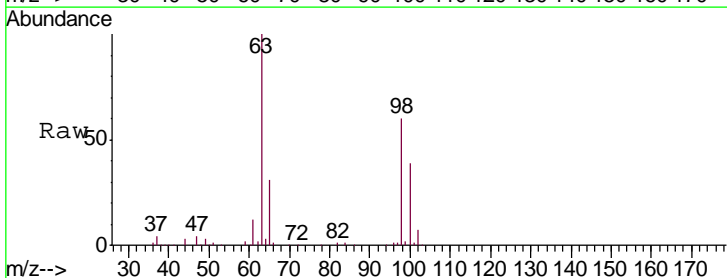
RT: 2.14 min Scan# 326

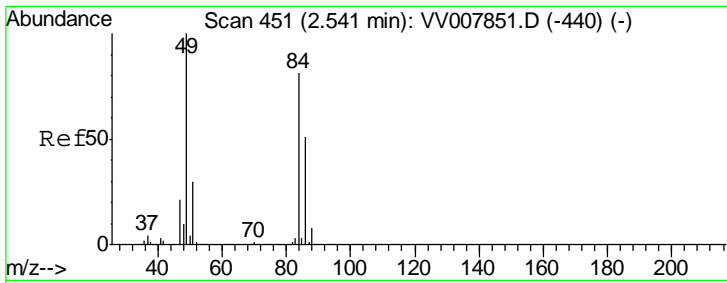
Delta R.T. -0.01 min

Lab File: VV007874.D

Acq: 25 Sep 2018 23:49

Tgt Ion	Resp	Lower	Upper
96	825		
96	100		
61	1349.6	116.1	215.7#
63	10919.7	86.5	160.7#

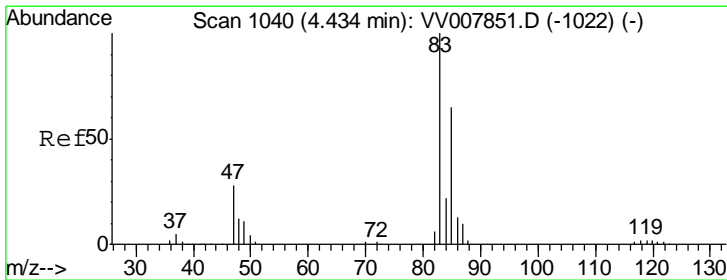
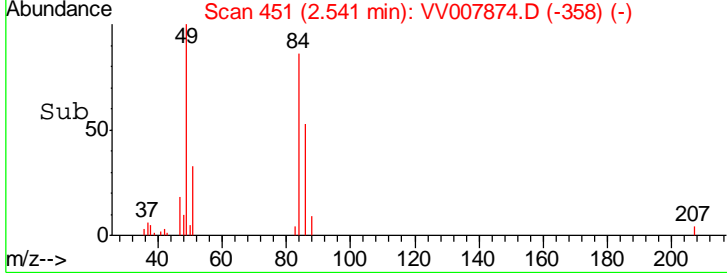
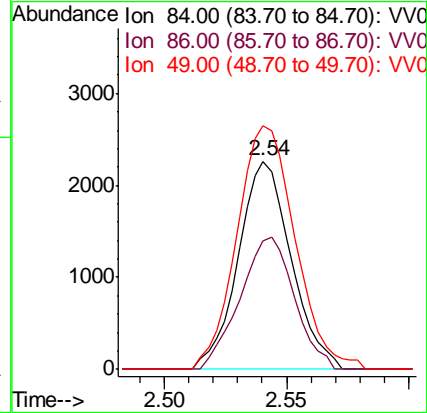
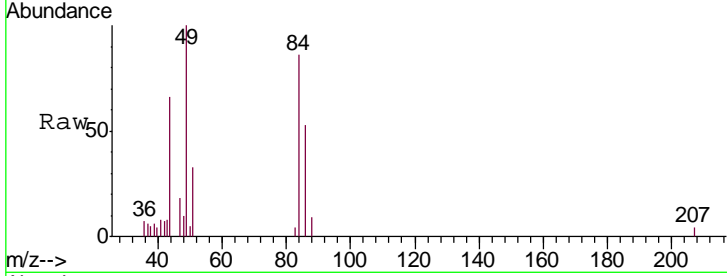




#16  
 Methylene chloride  
 Concen: 2.478 ug/L  
 RT: 2.54 min Scan# 451  
 Delta R.T. 0.00 min  
 Lab File: VV007874.D  
 Acq: 25 Sep 2018 23:49

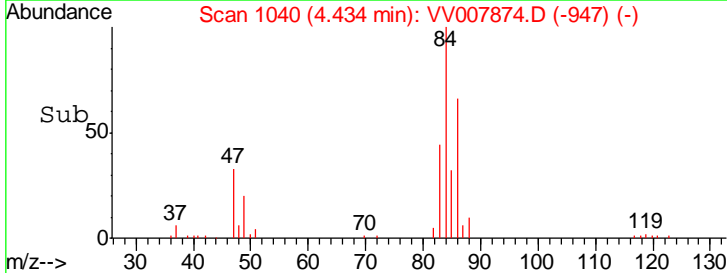
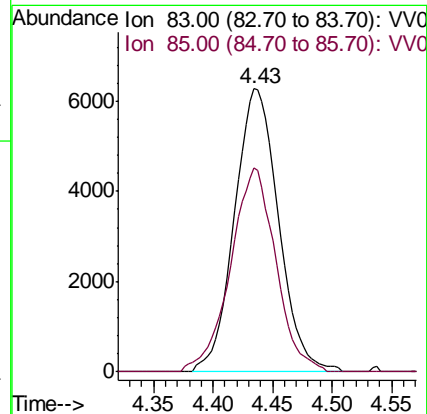
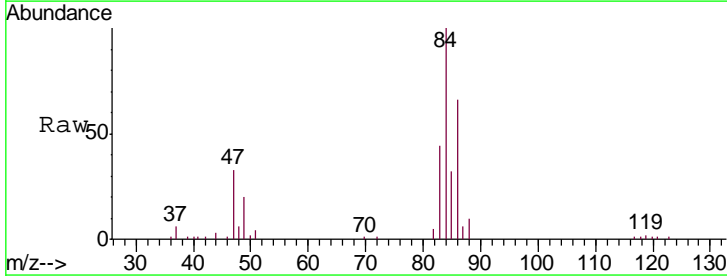
**Instrument :**  
 MSVOA\_V  
**ClientSampled :**  
 C08W9

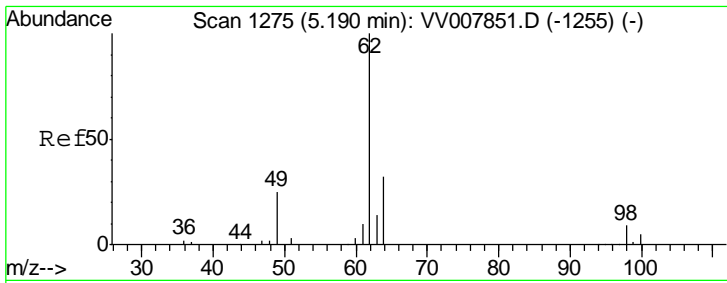
Tgt Ion	Resp	Lower	Upper
84	100		
86	61.5	44.4	82.4
49	116.8	86.8	161.2



#25  
 Chloroform  
 Concen: 5.983 ug/L  
 RT: 4.43 min Scan# 1040  
 Delta R.T. 0.00 min  
 Lab File: VV007874.D  
 Acq: 25 Sep 2018 23:49

Tgt Ion	Resp	Lower	Upper
83	100		
85	72.0	45.9	85.3

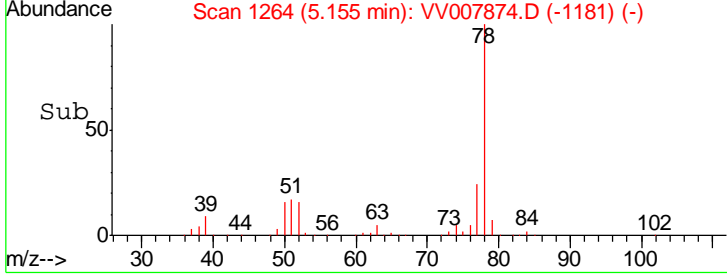
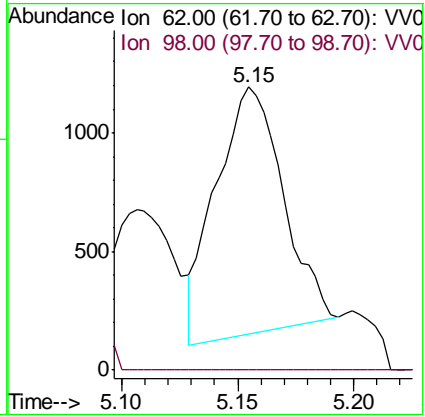
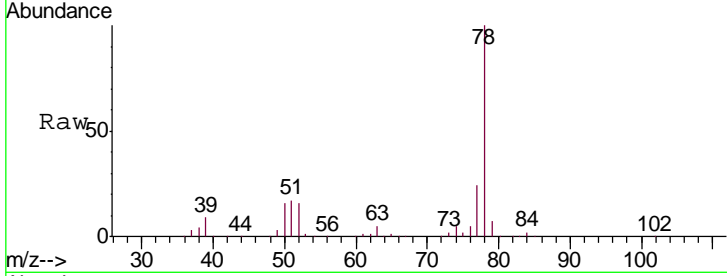




#27  
 1,2-Dichloroethane  
 Concen: 0.986 ug/L  
 RT: 5.15 min Scan# 1264  
 Delta R.T. -0.03 min  
 Lab File: VV007874.D  
 Acq: 25 Sep 2018 23:49

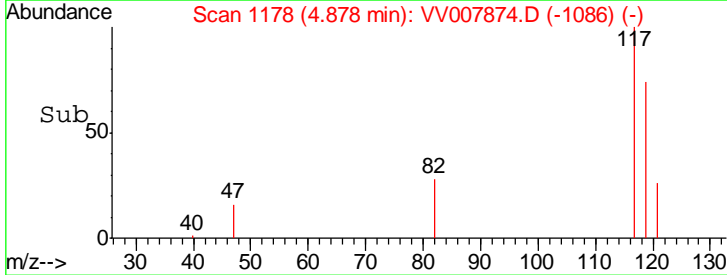
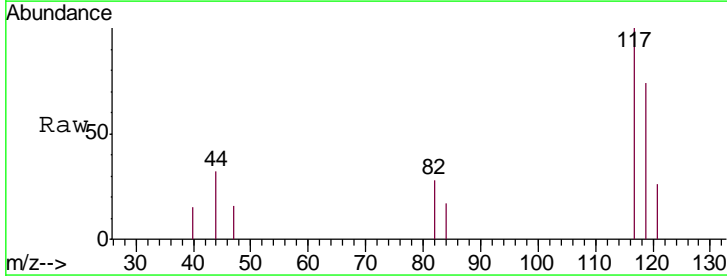
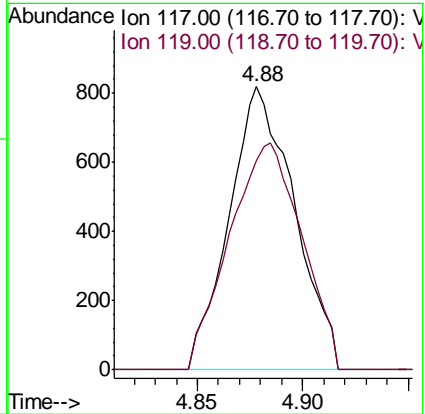
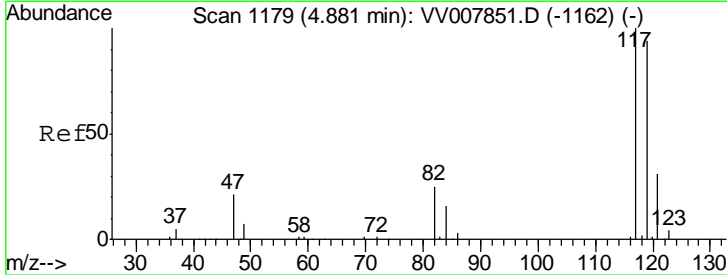
Instrument : MSVOA\_V  
 ClientSampled : C08W9

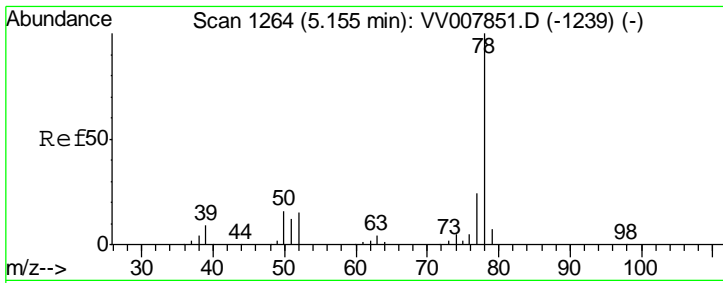
Tgt Ion: 62 Resp: 2107  
 Ion Ratio Lower Upper  
 62 100  
 98 0.0 7.0 10.4#



#31  
 Carbon tetrachloride  
 Concen: 0.882 ug/L  
 RT: 4.88 min Scan# 1178  
 Delta R.T. -0.00 min  
 Lab File: VV007874.D  
 Acq: 25 Sep 2018 23:49

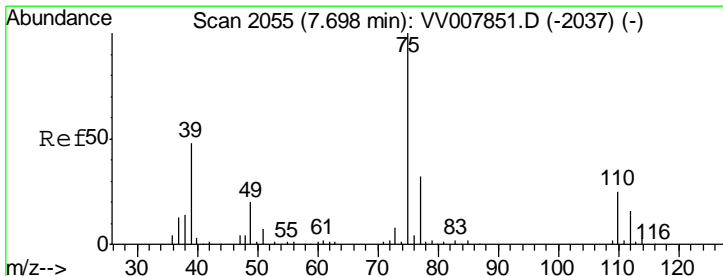
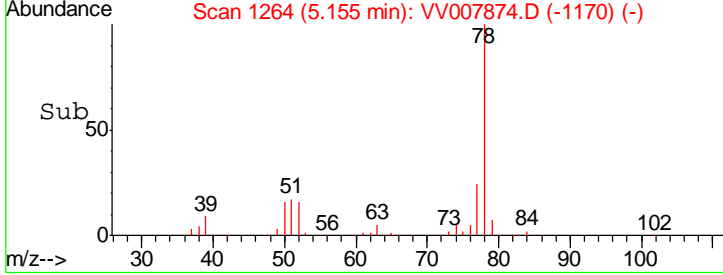
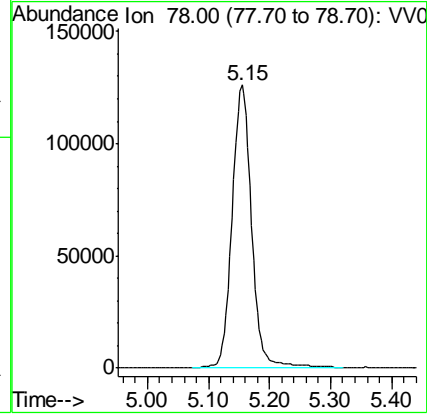
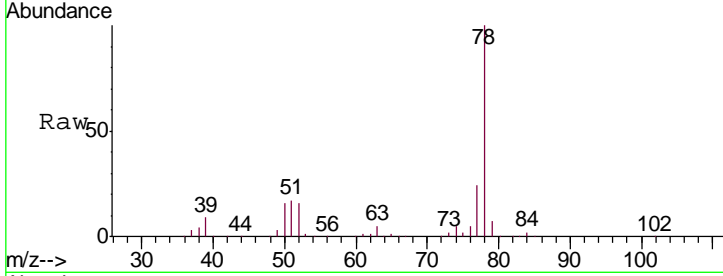
Tgt Ion: 117 Resp: 1752  
 Ion Ratio Lower Upper  
 117 100  
 119 89.2 76.2 114.2



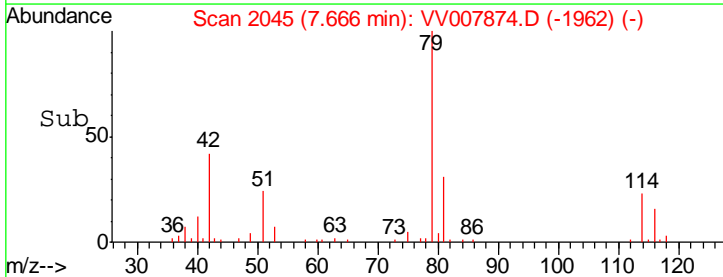
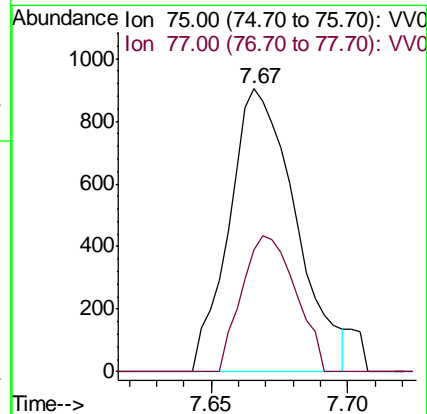
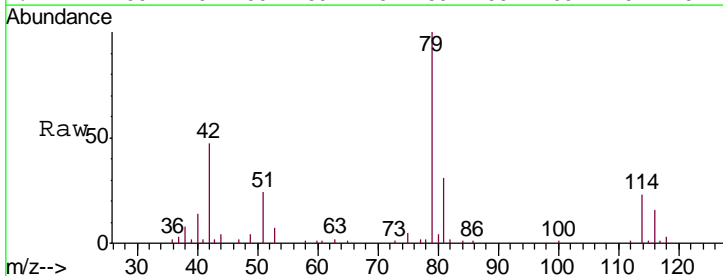


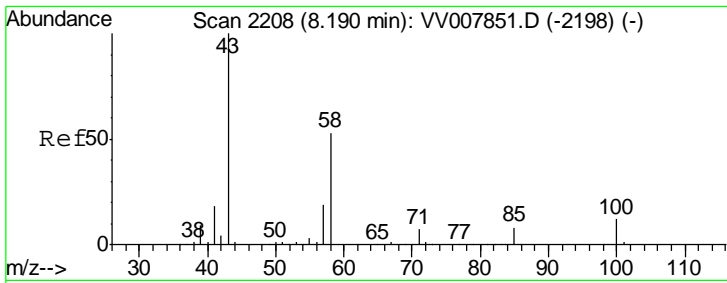
#33  
Benzene  
Concen: 52.618 ug/L  
RT: 5.15 min Scan# 1264  
Delta R.T. 0.00 min  
Lab File: VV007874.D  
Acq: 25 Sep 2018 23:49  
Tgt Ion: 78 Resp: 280944

Instrument : MSVOA\_V  
ClientSampled : C08W9



#44  
trans-1,3-Dichloropropene  
Concen: 0.744 ug/L  
RT: 7.67 min Scan# 2045  
Delta R.T. -0.03 min  
Lab File: VV007874.D  
Acq: 25 Sep 2018 23:49  
Tgt Ion: 75 Resp: 1529  
Ion Ratio Lower Upper  
75 100  
77 43.3 22.5 41.9#

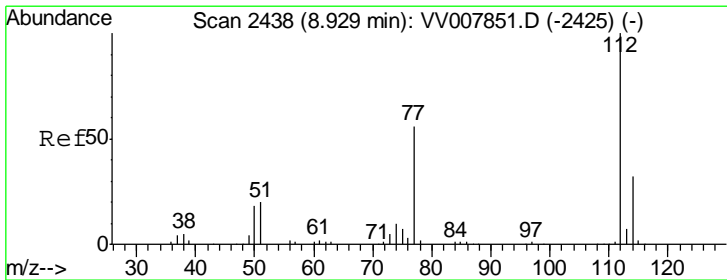
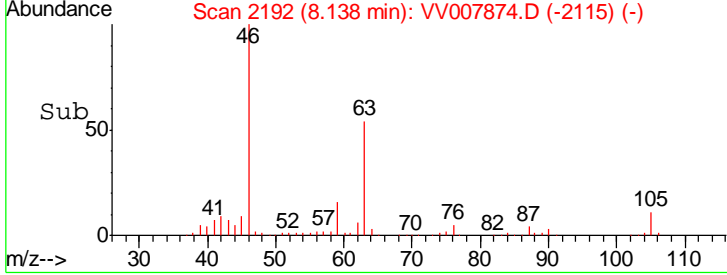
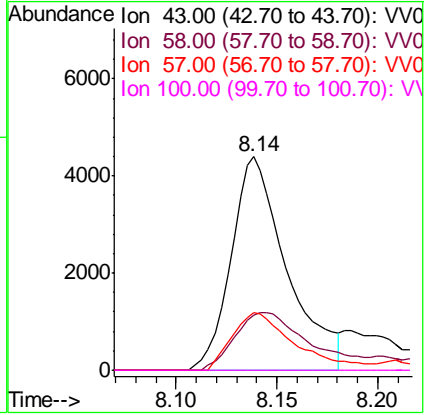
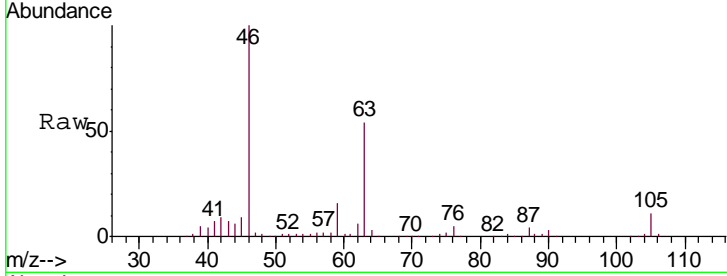




#48  
 2-Hexanone  
 Concen: 5.334 ug/L  
 RT: 8.14 min Scan# 2192  
 Delta R.T. -0.05 min  
 Lab File: VV007874.D  
 Acq: 25 Sep 2018 23:49

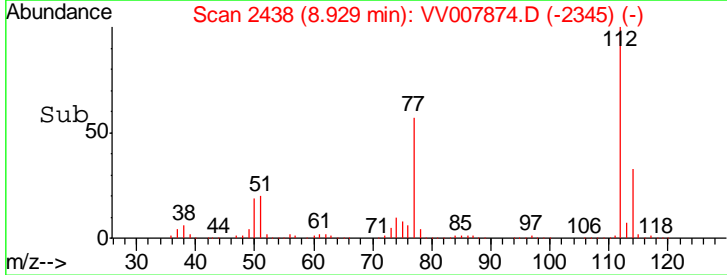
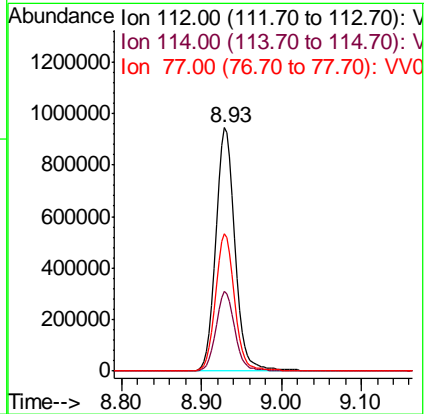
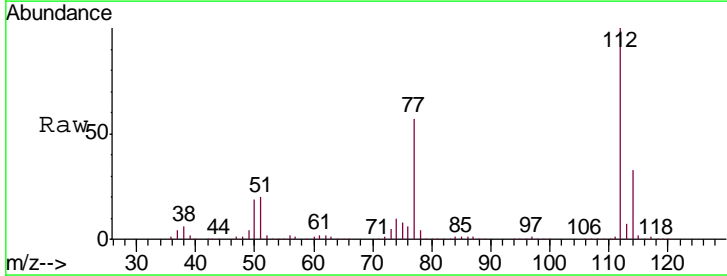
Instrument : MSVOA\_V  
 ClientSampled : C08W9

Tgt Ion	Resp	Lower	Upper
43	100		
58	36.6	41.1	61.7#
57	30.6	14.3	21.5#
100	0.0	9.9	14.9#

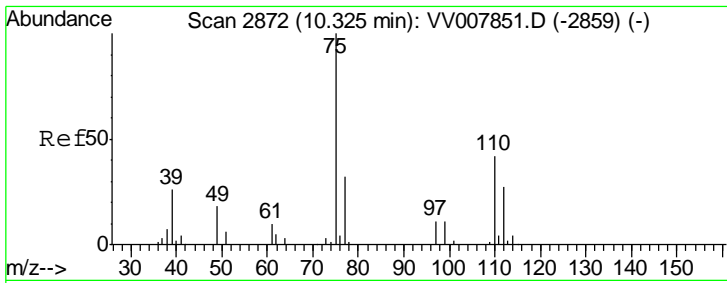


#51  
 Chlorobenzene  
 Concen: 380.095 ug/L  
 RT: 8.93 min Scan# 2438  
 Delta R.T. 0.00 min  
 Lab File: VV007874.D  
 Acq: 25 Sep 2018 23:49

Tgt Ion	Resp	Lower	Upper
112	100		
114	32.5	22.3	41.5
77	56.6	45.2	67.8



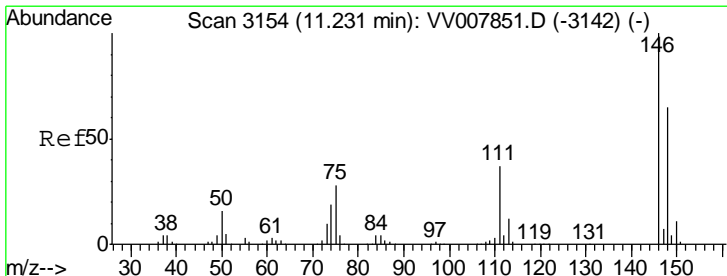
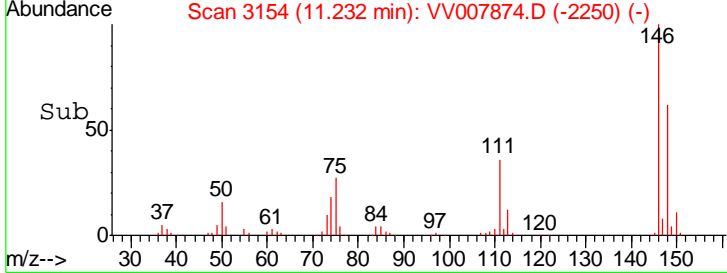
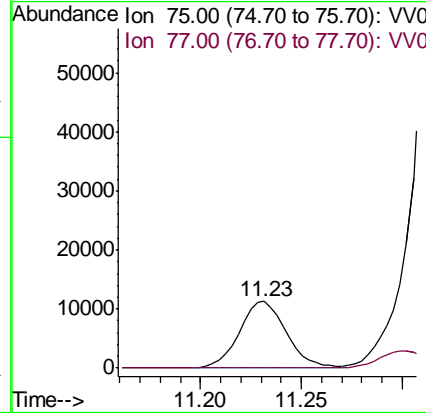
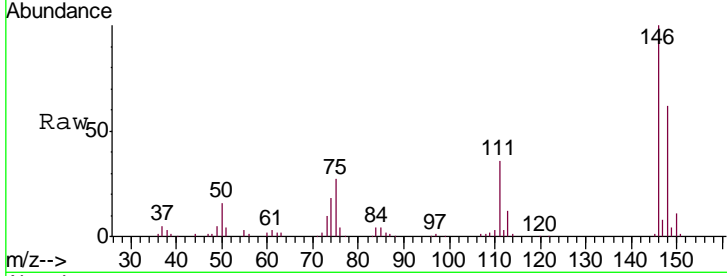




#59  
 1,2,3-Trichloropropane  
 Concen: 9.744 ug/L  
 RT: 11.23 min Scan# 3154  
 Delta R.T. 0.91 min  
 Lab File: VV007874.D  
 Acq: 25 Sep 2018 23:49

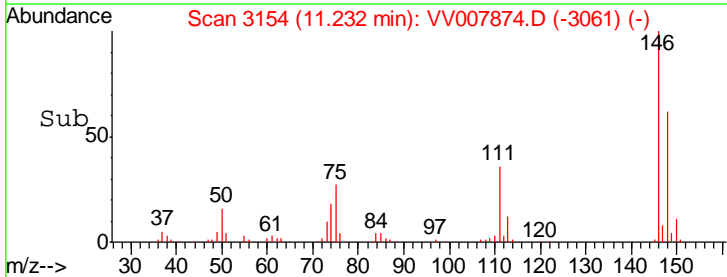
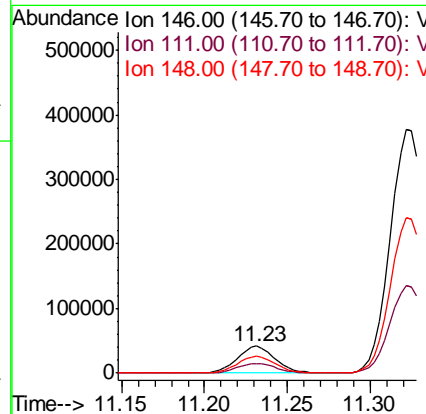
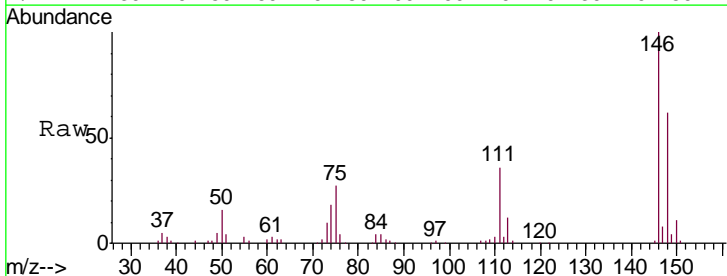
Instrument : MSVOA\_V  
 ClientSampled : C08W9

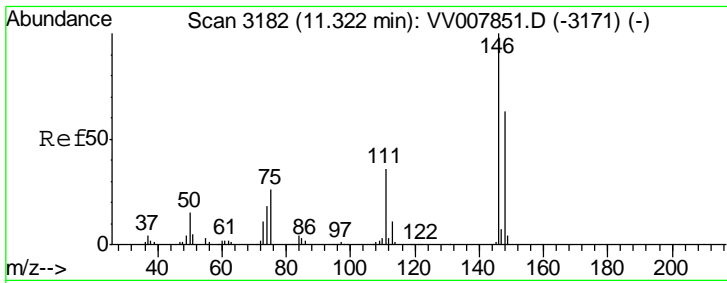
Tgt Ion	Resp	Lower	Upper
75	18471		
77	0.5	25.8	38.6#



#62  
 1,3-Dichlorobenzene  
 Concen: 19.812 ug/L  
 RT: 11.23 min Scan# 3154  
 Delta R.T. 0.00 min  
 Lab File: VV007874.D  
 Acq: 25 Sep 2018 23:49

Tgt Ion	Resp	Lower	Upper
146	66742		
111	36.3	25.6	47.4
148	61.8	45.4	84.2

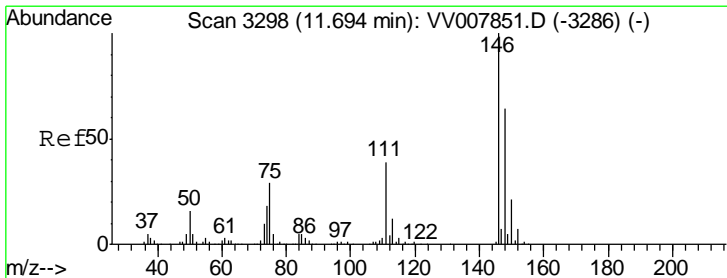
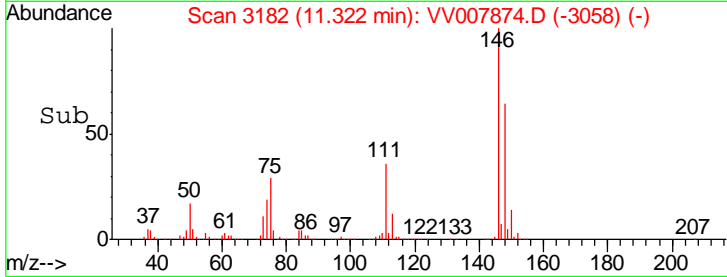
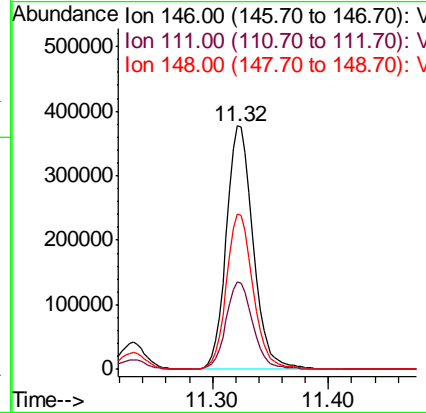
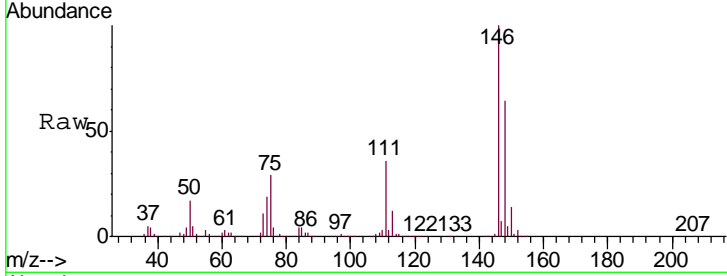




#63  
 1,4-Dichlorobenzene  
 Concen: 168.229 ug/L  
 RT: 11.32 min Scan# 3182  
 Delta R.T. 0.00 min  
 Lab File: VV007874.D  
 Acq: 25 Sep 2018 23:49

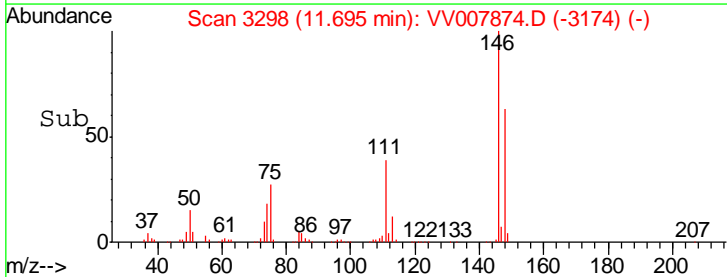
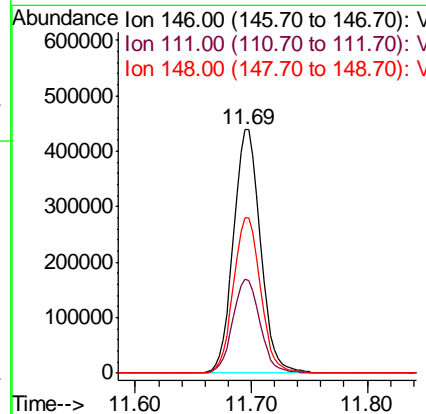
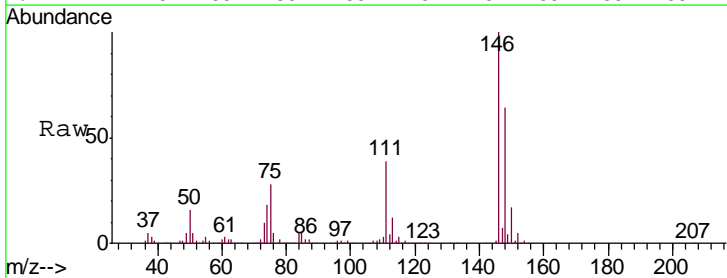
Instrument :  
 MSVOA\_V  
 ClientSampled :  
 C08W9

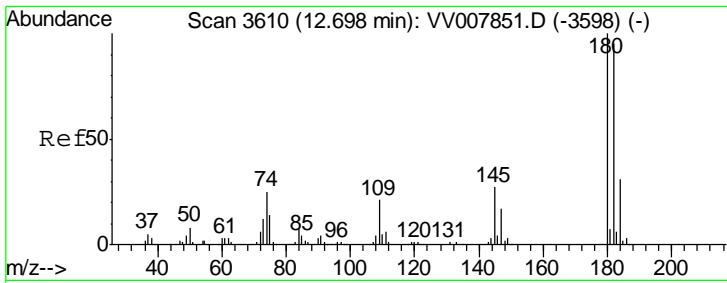
Tgt Ion	Resp	Lower	Upper
146	602227		
111	36.0	25.2	46.8
148	64.0	44.2	82.0



#65  
 1,2-Dichlorobenzene  
 Concen: 202.610 ug/L  
 RT: 11.69 min Scan# 3298  
 Delta R.T. 0.00 min  
 Lab File: VV007874.D  
 Acq: 25 Sep 2018 23:49

Tgt Ion	Resp	Lower	Upper
146	708280		
111	38.8	31.2	46.8
148	63.6	51.5	77.3

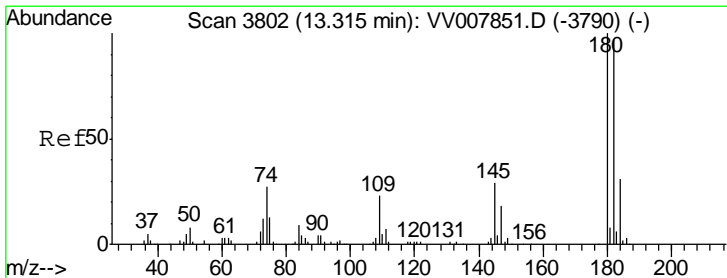
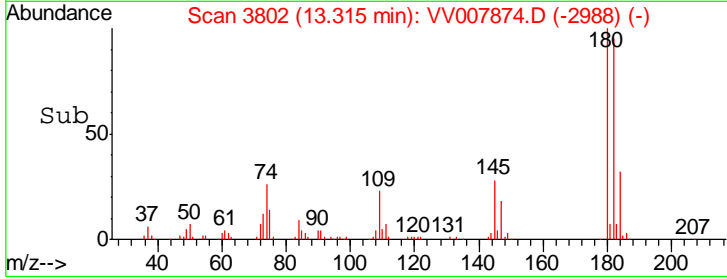
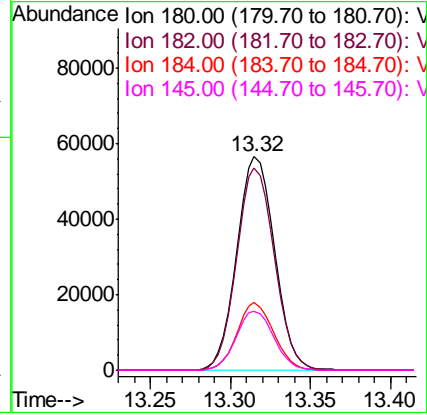
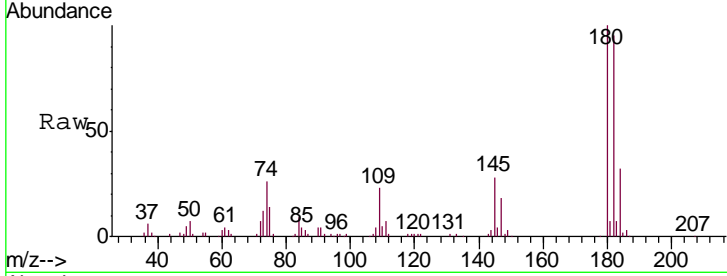




#67  
 1,3,5-Trichlorobenzene  
 Concen: 31.931 ug/L  
 RT: 13.32 min Scan# 3802  
 Delta R.T. 0.62 min  
 Lab File: VV007874.D  
 Acq: 25 Sep 2018 23:49

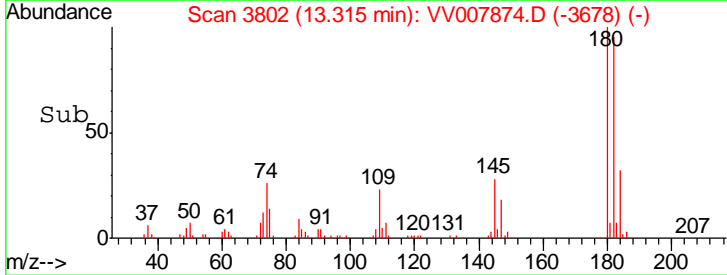
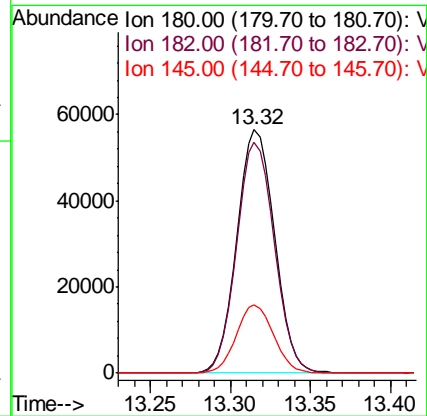
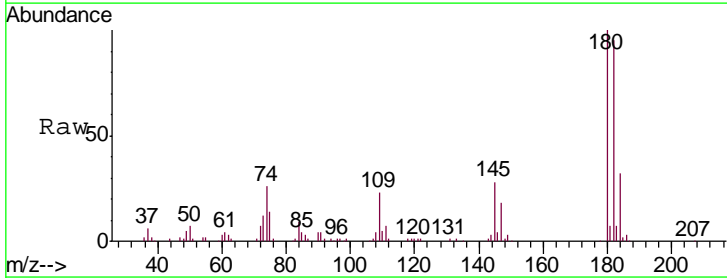
Instrument :  
 MSVOA\_V  
 ClientSampled :  
 C08W9

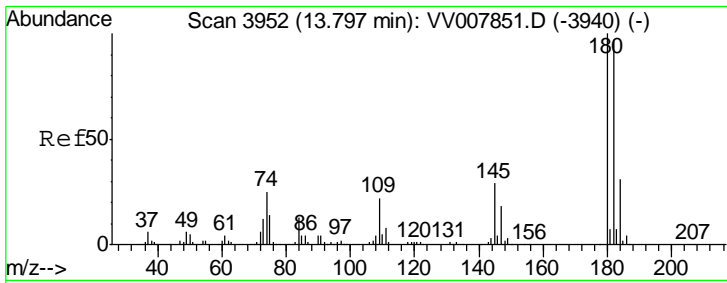
Tgt Ion	Resp	Lower	Upper
180	100		
182	94.9	76.8	115.2
184	30.7	24.6	36.8
145	27.7	21.7	32.5



#68  
 1,2,4-trichlorobenzene  
 Concen: 37.845 ug/L  
 RT: 13.32 min Scan# 3802  
 Delta R.T. 0.00 min  
 Lab File: VV007874.D  
 Acq: 25 Sep 2018 23:49

Tgt Ion	Resp	Lower	Upper
180	100		
182	94.9	76.6	115.0
145	27.7	22.7	34.1





#70  
 1,2,3-Trichlorobenzene  
 Concen: 9.630 ug/L  
 RT: 13.80 min Scan# 3953  
 Delta R.T. 0.00 min  
 Lab File: VV007874.D  
 Acq: 25 Sep 2018 23:49

Instrument : MSVOA\_V  
 ClientSampled : C08W9

Tgt Ion:180 Resp: 23363

Ion	Ratio	Lower	Upper
180	100		
182	98.2	76.7	115.1
145	30.2	23.6	35.4

