Quantitation Report (QT/LSC Reviewed)

Data Path : Z:\voasrv\HPCHEM1\MSVOA_V\Data\VV102623\
Data File : VV032657.D
Acq On : 26 Oct 2023 13:04
Operator : SY/MD
Sample : O4995-16
Misc : 25.0mL/MSVOA_V/WATER
ALS Vial : 10 Sample Multiplier: 1

Instrument :
MSVOA_V
ClientSampleId :
A49L3

Quant Time: Oct 27 05:34:59 2023
Quant Method : Z:\voasrv\HPCHEM1\MSVOA_V\Method\SFAMVTR092923WMA.M
Quant Title : TRACE VOA SFAM1.0
QLast Update : Fri Oct 27 05:30:38 2023
Response via : Initial Calibration

Compound	R.T.	QIon	Response	Conc Units	Dev(Min)
Internal Standards					
1) 1,4-Difluorobenzene	5.539	114	86580	5.000 ug/L	0.00
28) Chlorobenzene-d5	8.789	117	99256	5.000 ug/L	0.00
58) 1,4-Dichlorobenzene-d4	11.188	152	42857	5.000 ug/L	0.00
System Monitoring Compounds					
4) Vinyl Chloride-d3	1.278	65	32535	4.621 ug/L	0.00
Spiked Amount 5.000	Range 40 - 130		Recovery = 92.400%		
7) Chloroethane-d5	1.532	69	32043	5.606 ug/L	0.00
Spiked Amount 5.000	Range 65 - 130		Recovery = 112.200%		
11) 1,1-Dichloroethene-d2	2.060	65	13129	4.421 ug/L	0.00
Spiked Amount 5.000	Range 60 - 125		Recovery = 88.400%		
20) 2-Butanone-d5	3.799	46	73446	41.233 ug/L	-0.03
Spiked Amount 50.000	Range 40 - 130		Recovery = 82.460%		
24) Chloroform-d	4.256	84	59099	4.758 ug/L	0.00
Spiked Amount 5.000	Range 70 - 125		Recovery = 95.200%		
26) 1,2-Dichloroethane-d4	4.947	65	31534	5.359 ug/L	0.00
Spiked Amount 5.000	Range 70 - 130		Recovery = 107.200%		
32) Benzene-d6	4.963	84	116733	3.997 ug/L	0.00
Spiked Amount 5.000	Range 70 - 125		Recovery = 80.000%		
36) 1,2-Dichloropropane-d6	5.992	67	35938	3.714 ug/L	0.00
Spiked Amount 5.000	Range 60 - 140		Recovery = 74.200%		
41) Toluene-d8	7.246	98	104836	3.926 ug/L	0.00
Spiked Amount 5.000	Range 70 - 130		Recovery = 78.600%		
43) trans-1,3-Dichloroprop...	7.558	79	12448	3.630 ug/L	0.00
Spiked Amount 5.000	Range 55 - 130		Recovery = 72.600%		
46) 2-Hexanone-d5	8.030	63	60020	37.202 ug/L	0.00
Spiked Amount 50.000	Range 45 - 130		Recovery = 74.400%		
56) 1,1,2,2-Tetrachloroeth...	10.156	84	31649	4.676 ug/L	0.00
Spiked Amount 5.000	Range 65 - 120		Recovery = 93.600%		
66) 1,2-Dichlorobenzene-d4	11.564	152	40046	5.035 ug/L	0.00
Spiked Amount 5.000	Range 80 - 120		Recovery = 100.800%		
Target Compounds					Qvalue
13) Acetone	2.134	43	2329	1.696 ug/L	93

(#) = qualifier out of range (m) = manual integration (+) = signals summed

Quantitation Report (QT/LSC Reviewed)

Data Path : Z:\voasrv\HPCHEM1\MSVOA_V\Data\VV102623\
Data File : VV032657.D
Acq On : 26 Oct 2023 13:04
Operator : SY/MD
Sample : O4995-16
Misc : 25.0mL/MSVOA_V/WATER
ALS Vial : 10 Sample Multiplier: 1

Instrument :
MSVOA_V
ClientSampleId :
A49L3

Quant Time: Oct 27 05:34:59 2023
Quant Method : Z:\voasrv\HPCHEM1\MSVOA_V\Method\SFAMVTR092923WMA.M
Quant Title : TRACE VOA SFAM1.0
QLast Update : Fri Oct 27 05:30:38 2023
Response via : Initial Calibration

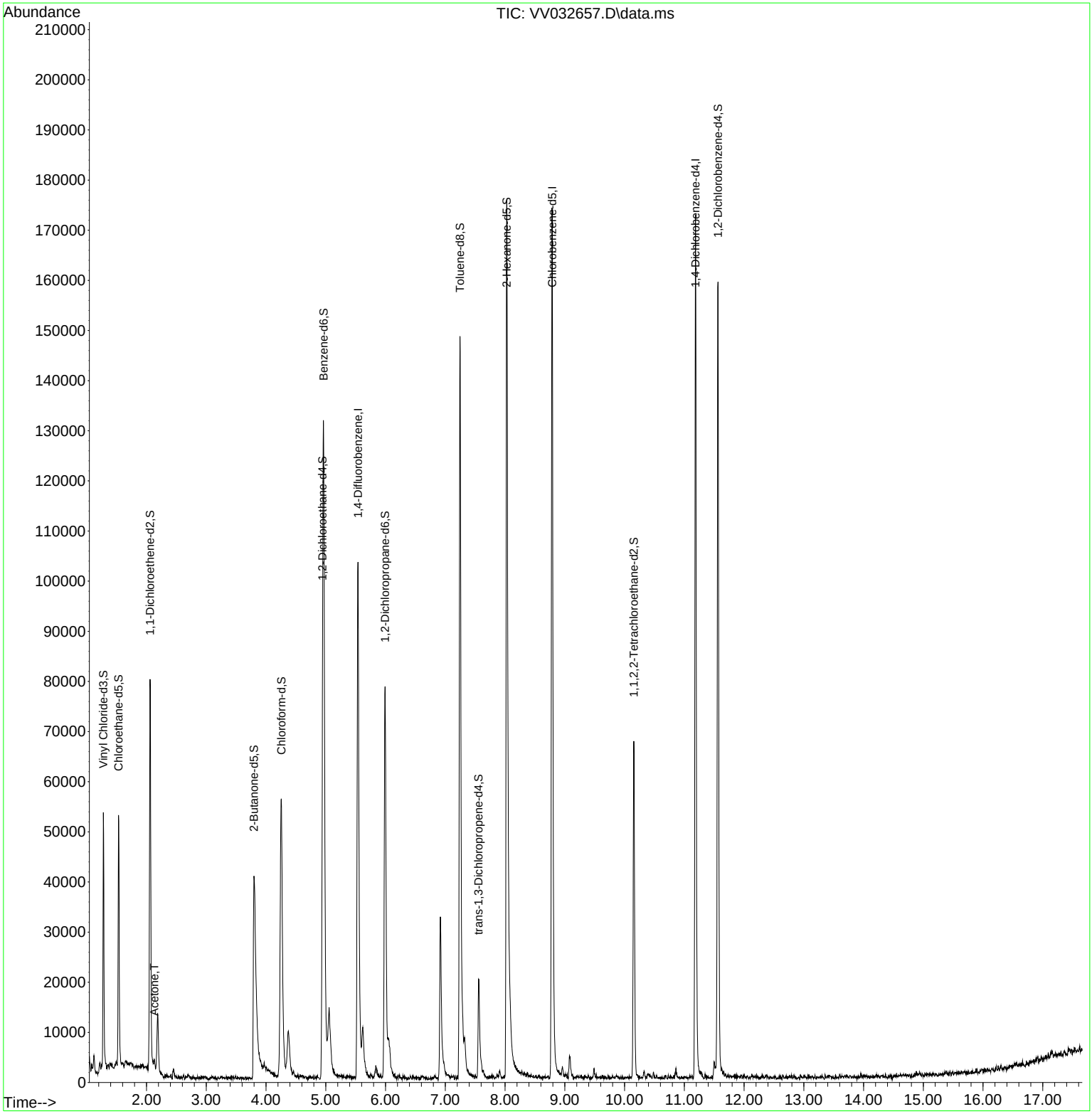

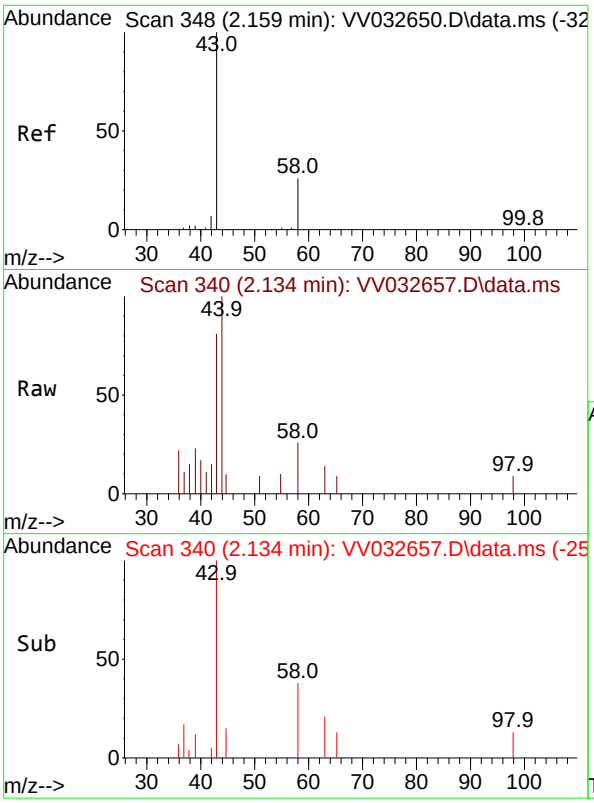

#13
Acetone
Concen: 1.696 ug/L
RT: 2.134 min Scan# 34
Delta R.T. -0.026 min
Lab File: VV032657.D
Acq: 26 Oct 2023 13:04

Instrument :
MSVOA_V
ClientSampleId :
A49L3

Tgt Ion: 43 Resp: 2329
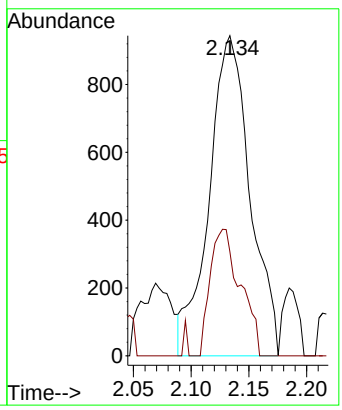
Ion	Ratio	Lower	Upper
43	100		
58	29.2	0.0	66.0