

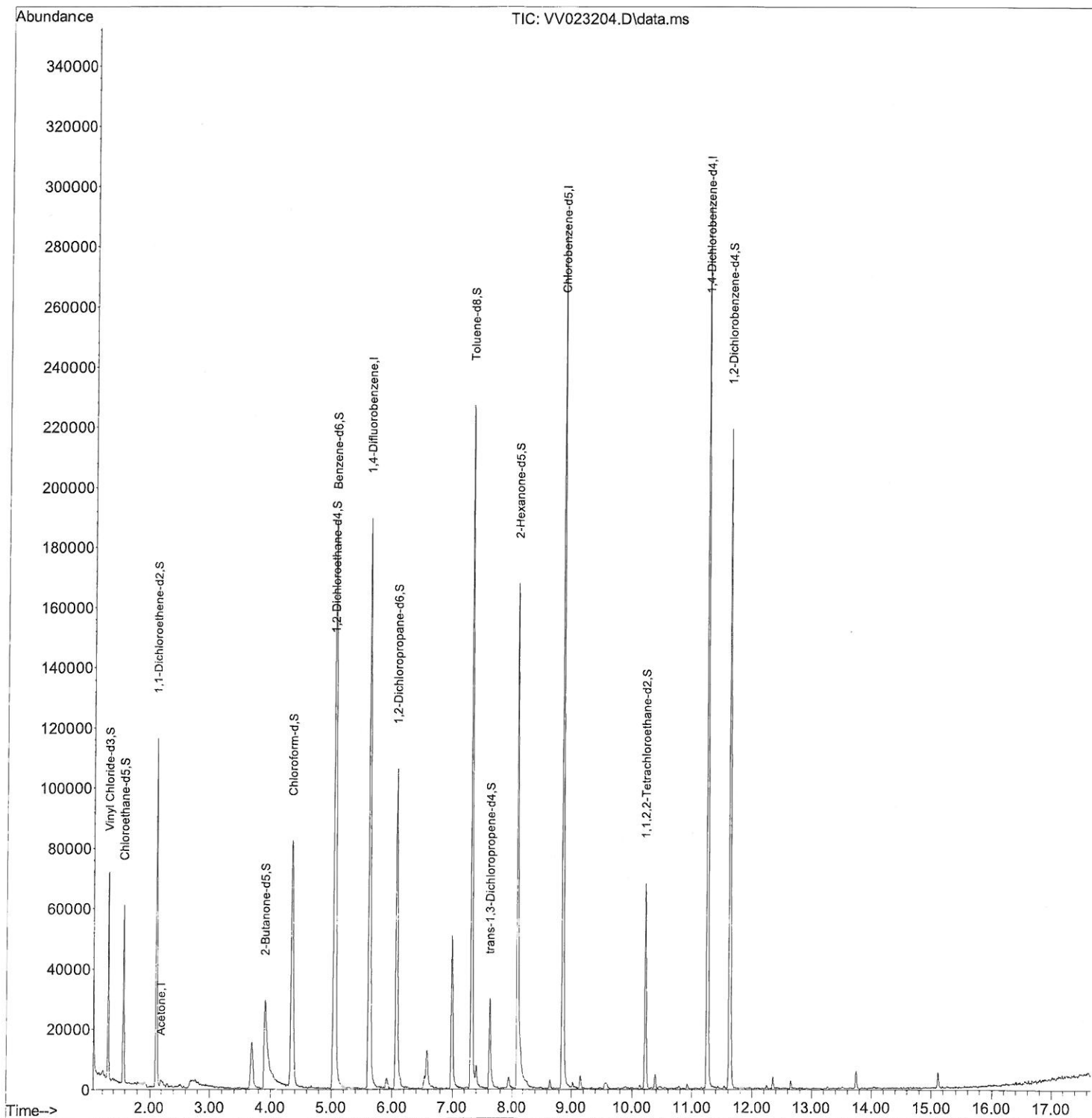
Data Path : Z:\voasrv\HPCHEM1\MSVOA\_V\Data\VV110421\  
Data File : VV023204.D  
Acq On : 04 Nov 2021 15:59  
Operator : SY/MD  
Sample : M4464-16  
Misc : 25.0mL/MSVOA\_V/WATER  
ALS Vial : 11 Sample Multiplier: 1

Instrument :  
MSVOA\_V  
ClientSampleId :  
GB7L4

Manual IntegrationsAPPROVED

Quant Time: Nov 09 01:08:43 2021  
Quant Method : Z:\voasrv\HPCHEM1\MSVOA\_V\Method\SFAMVTR110421WMA.M  
Quant Title : TRACE VOA SFAM1.0  
QLast Update : Mon Nov 08 13:19:52 2021  
Response via : Initial Calibration

Reviewed By :John Carlone 11/11/2021  
Supervised By :Mahesh Dadoda 11/11/2021



# Quantitation Report (Qedit)

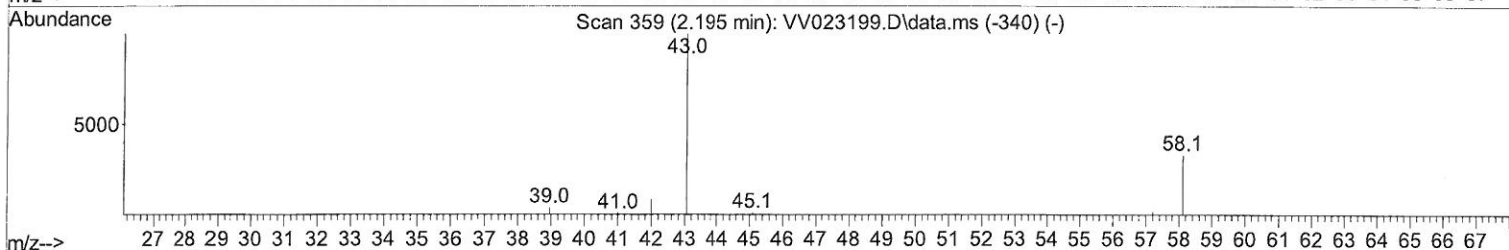
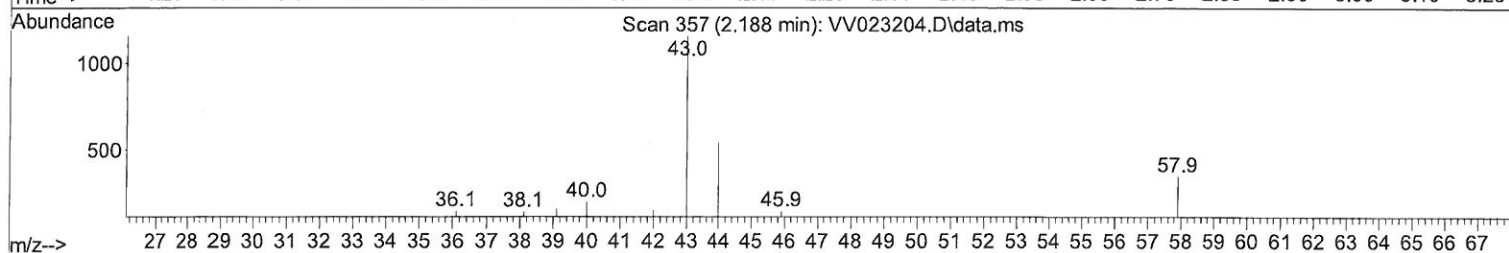
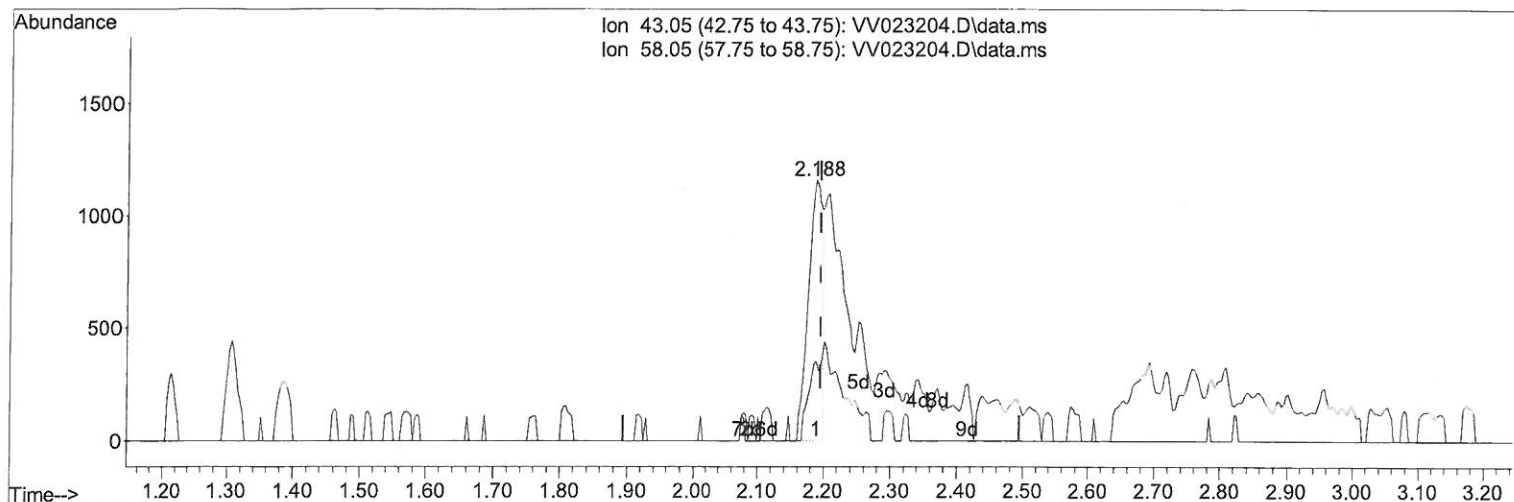
Data Path : Z:\voasrv\HPCHEM1\MSVOA\_V\Data\VV110421\  
 Data File : VV023204.D  
 Acq On : 04 Nov 2021 15:59  
 Operator : SY/MD  
 Sample : M4464-16  
 Misc : 25.0mL/MSVOA\_V/WATER  
 ALS Vial : 11 Sample Multiplier: 1

Instrument :  
 MSVOA\_V  
 ClientSampleId :  
 GB7L4

Manual IntegrationsAPPROVED

Quant Time: Nov 09 01:08:43 2021  
 Quant Method : Z:\voasrv\HPCHEM1\MSVOA\_V\Method\SFAMVTR110421WMA.M  
 Quant Title : TRACE VOA SFAM1.0  
 QLast Update : Mon Nov 08 13:19:52 2021  
 Response via : Initial Calibration

Reviewed By :John Carlone 11/11/2021  
 Supervised By :Mahesh Dadoda 11/11/2021



TIC: VV023204.D\data.ms

(13) Acetone (T)

2.188min (-0.006) 1.56 ug/L

response 1718

Ion	Exp%	Act%
43.05	100.00	100.00
58.05	27.70	22.18
0.00	0.00	0.00
0.00	0.00	0.00

## Quantitation Report (Qedit)

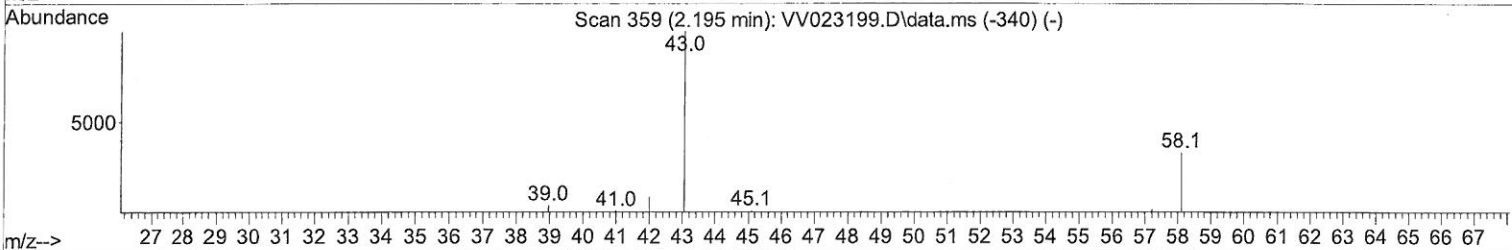
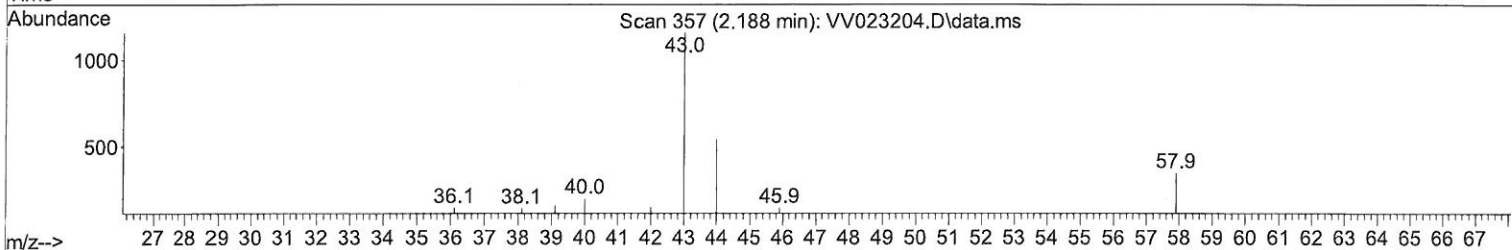
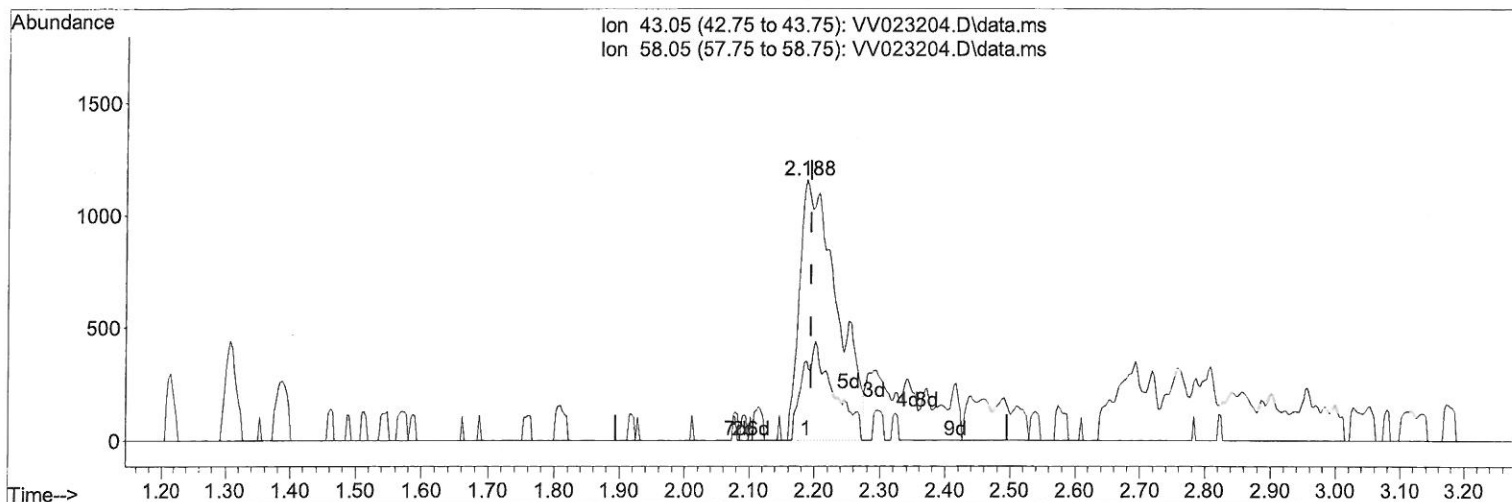
Data Path : Z:\voasrv\HPCHEM1\MSVOA\_V\Data\VV110421\  
Data File : VV023204.D  
Acq On : 04 Nov 2021 15:59  
Operator : SY/MD  
Sample : M4464-16  
Misc : 25.0mL/MSVOA\_V/WATER  
ALS Vial : 11 Sample Multiplier: 1

Instrument :  
MSVOA\_V  
ClientSampleId :  
GB7L4

Manual IntegrationsAPPROVED

Reviewed By :John Carlone 11/11/2021  
Supervised By :Mahesh Dadoda 11/11/2021

Quant Time: Nov 09 01:08:43 2021  
Quant Method : Z:\voasrv\HPCHEM1\MSVOA\_V\Method\SFAMVTR110421WMA.M  
Quant Title : TRACE VOA SFAM1.0  
QLast Update : Mon Nov 08 13:19:52 2021  
Response via : Initial Calibration



TIC: VV023204.D\data.ms

(13) Acetone (T)

2.188min (-0.006) 4.18 ug/L m

response 4600

Ion	Exp%	Act%
43.05	100.00	100.00
58.05	27.70	8.28
0.00	0.00	0.00
0.00	0.00	0.00

Data Path : Z:\voasrv\HPCHEM1\MSVOA\_V\Data\VV110421\  
 Data File : VV023204.D  
 Acq On : 04 Nov 2021 15:59  
 Operator : SY/MD  
 Sample : M4464-16  
 Misc : 25.0mL/MSVOA\_V/WATER  
 ALS Vial : 11 Sample Multiplier: 1

Instrument :  
 MSVOA\_V  
 Client Sampled :  
 GB7L4

## Manual Integrations APPROVED

Reviewed By : John Carlone 11/11/2021  
 Supervised By : Mahesh Dadoda 11/11/2021

Quant Time: Nov 09 01:08:43 2021  
 Quant Method : Z:\voasrv\HPCHEM1\MSVOA\_V\Method\SFAMVTR110421WMA.M  
 Quant Title : TRACE VOA SFAM1.0  
 QLast Update : Mon Nov 08 13:19:52 2021  
 Response via : Initial Calibration

Compound	R.T.	QIon	Response	Conc	Units	Dev(Min)
Internal Standards						
1) 1,4-Difluorobenzene	5.619	114	166749	5.000	ug/L	0.00
28) Chlorobenzene-d5	8.854	117	164958	5.000	ug/L	0.00
58) 1,4-Dichlorobenzene-d4	11.249	152	79114	5.000	ug/L	0.00
System Monitoring Compounds						
4) Vinyl Chloride-d3	1.304	65	40958	3.921	ug/L	0.00
Spiked Amount 5.000	Range 40 - 130		Recovery =	78.400%		
7) Chloroethane-d5	1.568	69	34071	4.002	ug/L	0.00
Spiked Amount 5.000	Range 65 - 130		Recovery =	80.000%		
11) 1,1-Dichloroethene-d2	2.108	63	59081	3.021	ug/L	0.00
Spiked Amount 5.000	Range 60 - 125		Recovery =	60.400%		
20) 2-Butanone-d5	3.905	46	70588	39.222	ug/L	0.00
Spiked Amount 50.000	Range 40 - 130		Recovery =	78.440%		
24) Chloroform-d	4.352	84	86351	3.879	ug/L	0.00
Spiked Amount 5.000	Range 70 - 125		Recovery =	77.600%		
26) 1,2-Dichloroethane-d4	5.037	65	40836	4.079	ug/L	0.00
Spiked Amount 5.000	Range 70 - 130		Recovery =	81.600%		
32) Benzene-d6	5.053	84	173420	4.097	ug/L	0.00
Spiked Amount 5.000	Range 70 - 125		Recovery =	82.000%		
36) 1,2-Dichloropropane-d6	6.072	67	51042	4.097	ug/L	0.00
Spiked Amount 5.000	Range 60 - 140		Recovery =	82.000%		
41) Toluene-d8	7.317	98	149872	3.779	ug/L	0.00
Spiked Amount 5.000	Range 70 - 130		Recovery =	75.600%		
43) trans-1,3-Dichloroprop...	7.625	79	19040	4.030	ug/L	0.00
Spiked Amount 5.000	Range 55 - 130		Recovery =	80.600%		
46) 2-Hexanone-d5	8.091	63	64502	37.108	ug/L	0.00
Spiked Amount 50.000	Range 45 - 130		Recovery =	74.220%		
56) 1,1,2,2-Tetrachloroeth...	10.217	84	32117	3.584	ug/L	0.00
Spiked Amount 5.000	Range 65 - 120		Recovery =	71.600%		
66) 1,2-Dichlorobenzene-d4	11.625	152	58557	4.445	ug/L	0.00
Spiked Amount 5.000	Range 80 - 120		Recovery =	89.000%		
Target Compounds						
13) Acetone	2.188	43	4600m	4.183	ug/L	Qvalue

7 m0  
 11/19/21

(#) = qualifier out of range (m) = manual integration (+) = signals summed