

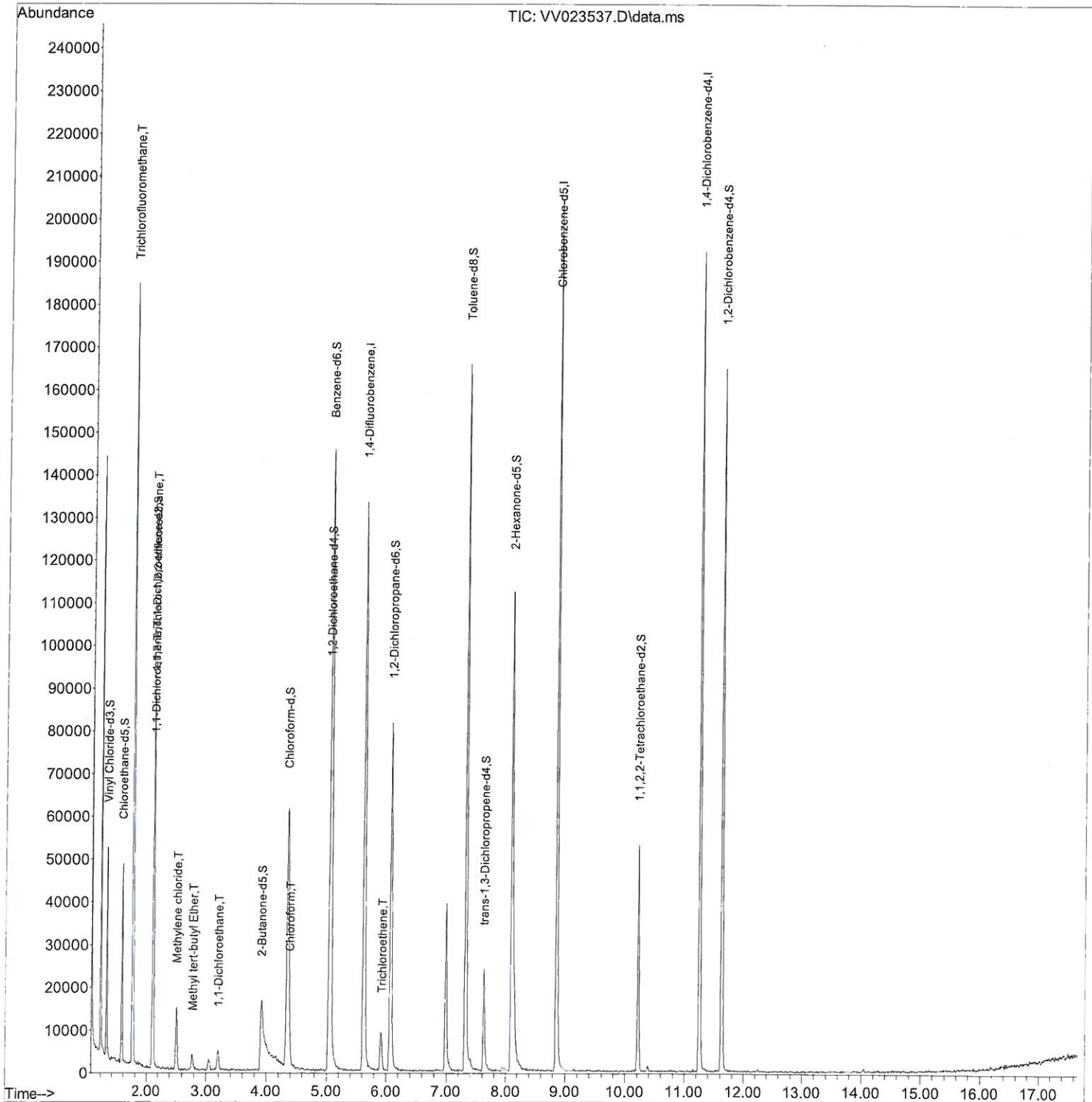
Data Path : Z:\voasrv\HPCHEM1\MSVOA_V\Data\VV111621\
Data File : VV023537.D
Acq On : 16 Nov 2021 16:26
Operator : SY/MD
Sample : M4617-09DL 20X
Misc : 25.0mL/MSVOA_V/WATER
ALS Vial : 17 Sample Multiplier: 1

Instrument :
MSVOA_V
Client Sampled :
BG207DL

Quant Time: Nov 17 00:53:32 2021
Quant Method : Z:\voasrv\HPCHEM1\MSVOA_V\Method\SFAMVTR110421WMA.M
Quant Title : TRACE VOA SFAM1.0
QLast Update : Wed Nov 17 00:48:57 2021
Response via : Initial Calibration

Manual Integrations APPROVED

Reviewed By : John Carlone 11/17/2021
Supervised By : Mahesh Dadoda 11/18/2021



Quantitation Report (Qedit)

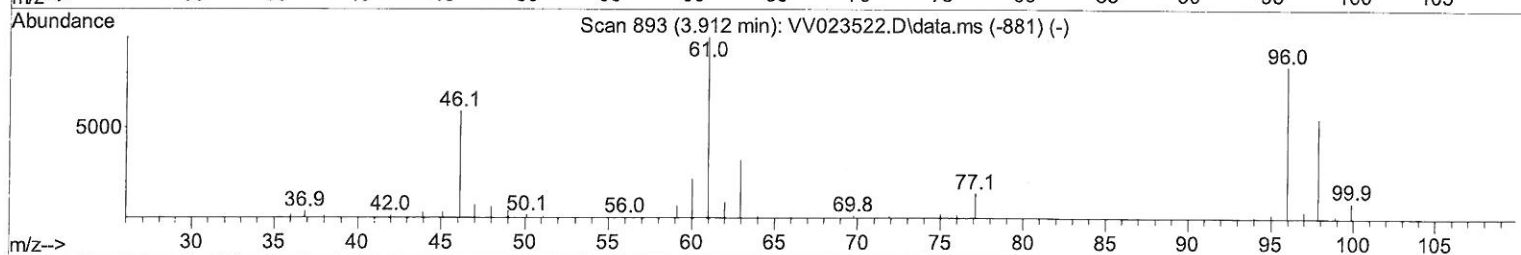
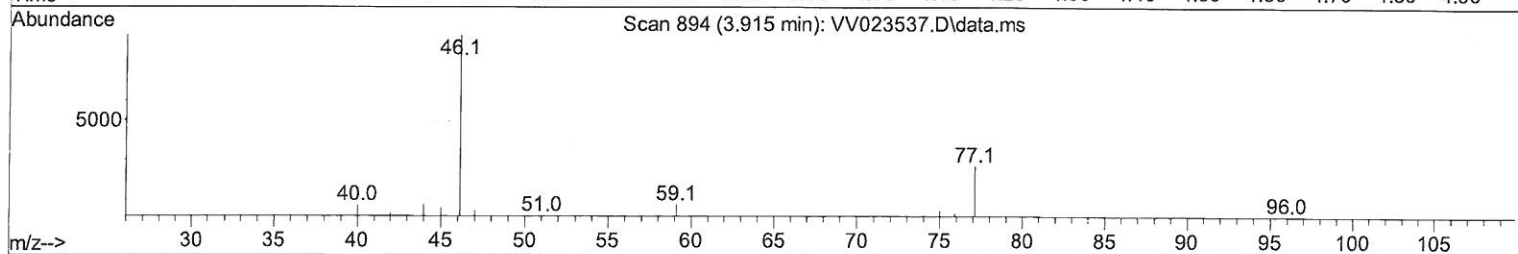
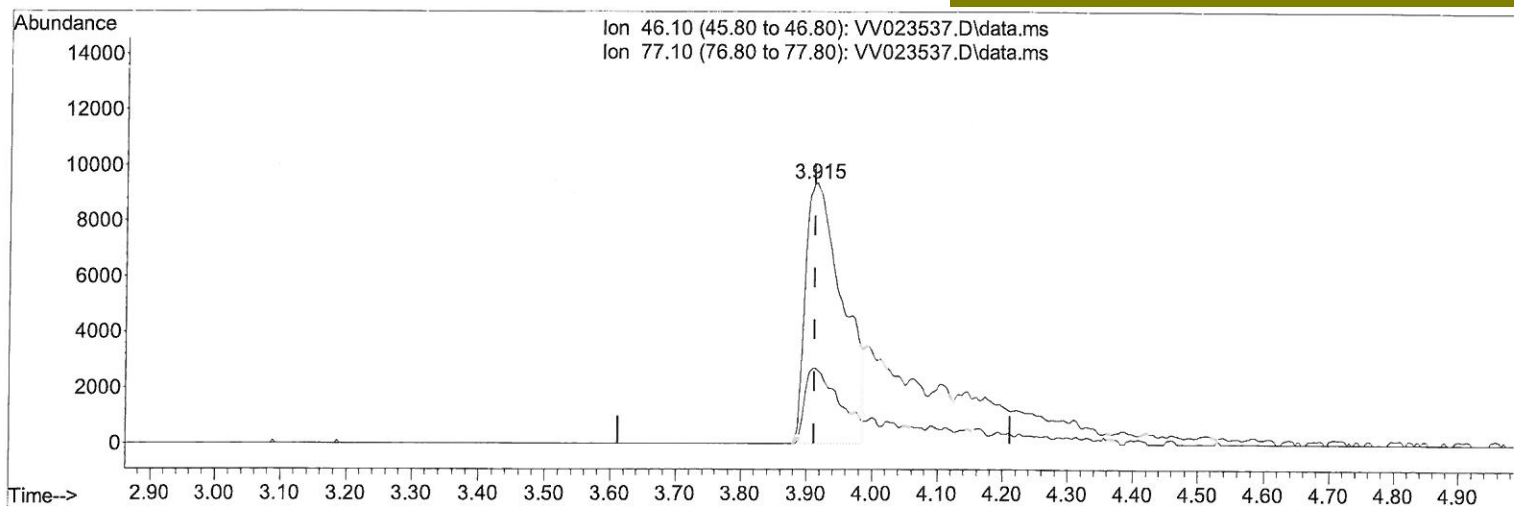
Data Path : Z:\voasrv\HPCHEM1\MSVOA_V\Data\VV111621\
 Data File : VV023537.D
 Acq On : 16 Nov 2021 16:26
 Operator : SY/MD
 Sample : M4617-09DL 20X
 Misc : 25.0mL/MSVOA_V/WATER
 ALS Vial : 17 Sample Multiplier: 1

Instrument :
 MSVOA_V
 ClientSampleId :
 BG207DL

Quant Time: Nov 17 00:53:32 2021
 Quant Method : Z:\voasrv\HPCHEM1\MSVOA_V\Method\SFAMVTR110421WMA.M
 Quant Title : TRACE VOA SFAM1.0
 Qlast Update : Wed Nov 17 00:48:57 2021
 Response via : Initial Calibration

Manual IntegrationsAPPROVED

Reviewed By :John Carlone 11/17/2021
 Supervised By :Mahesh Dadoda 11/18/2021



TIC: VV023537.D\data.ms

(20) 2-Butanone-d5 (S)

3.915min (+ 0.003) 28.97 ug/L

response 36766

Ion	Exp%	Act%
46.10	100.00	100.00
77.10	22.30	24.85
0.00	0.00	0.00
0.00	0.00	0.00

Quantitation Report (Qedit)

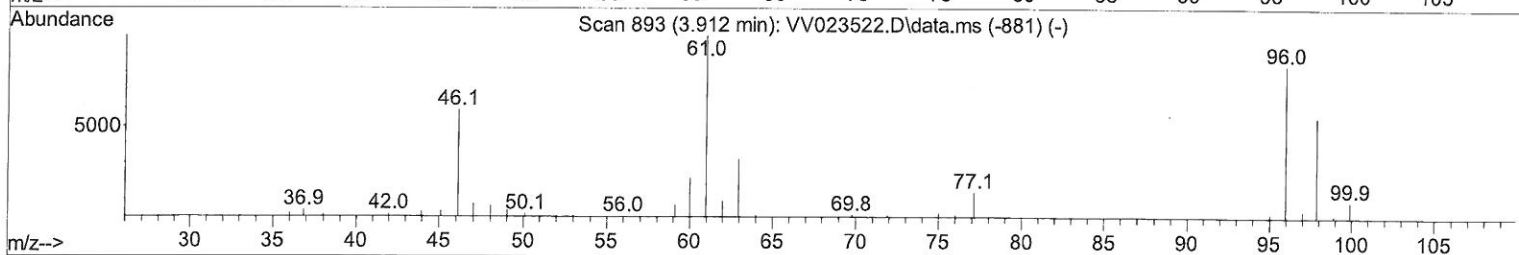
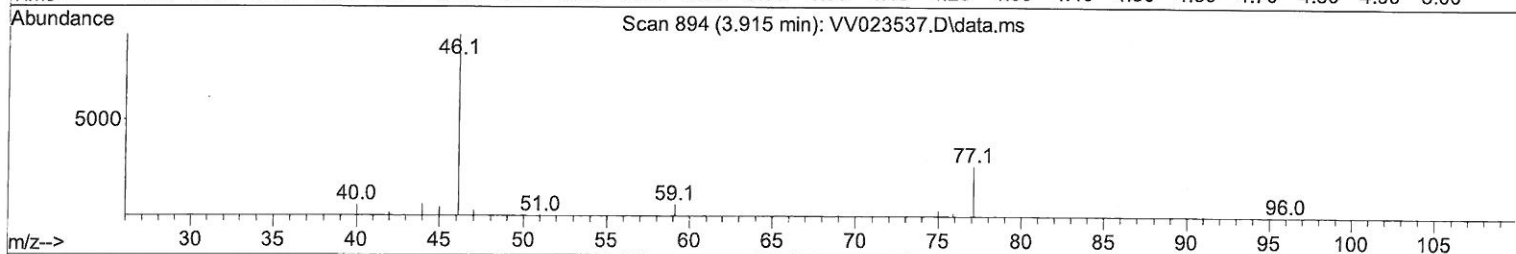
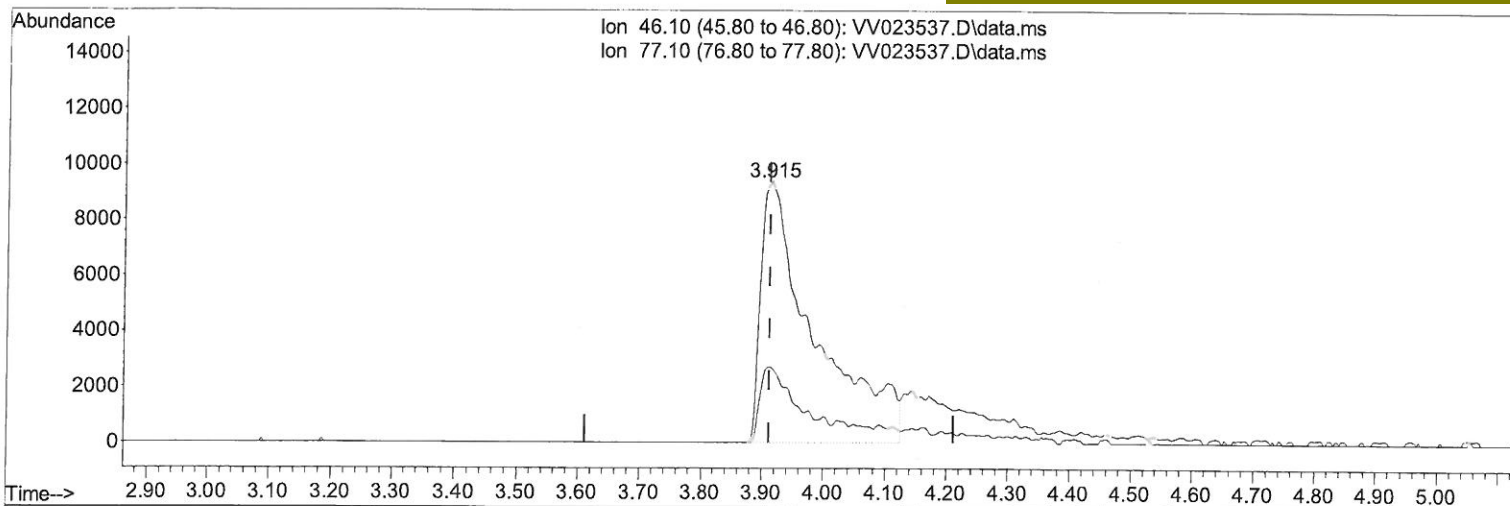
Data Path : Z:\voasrv\HPCHEM1\MSVOA_V\Data\VV111621\
 Data File : VV023537.D
 Acq On : 16 Nov 2021 16:26
 Operator : SY/MD
 Sample : M4617-09DL 20X
 Misc : 25.0mL/MSVOA_V/WATER
 ALS Vial : 17 Sample Multiplier: 1

Instrument :
 MSVOA_V
 Client Sampled :
 BG207DL

Quant Time: Nov 17 00:53:32 2021
 Quant Method : Z:\voasrv\HPCHEM1\MSVOA_V\Method\SFAMVTR110421WMA.M
 Quant Title : TRACE VOA SFAM1.0
 QLast Update : Wed Nov 17 00:48:57 2021
 Response via : Initial Calibration

Manual Integrations APPROVED

Reviewed By : John Carlone 11/17/2021
 Supervised By : Mahesh Dadoda 11/18/2021



TIC: VV023537.D\data.ms

(20) 2-Butanone-d5 (S)

3.915min (+ 0.003) 44.48 ug/L m

response 56457

Ion	Exp%	Act%
46.10	100.00	100.00
77.10	22.30	16.18
0.00	0.00	0.00
0.00	0.00	0.00

7 MD
11/26/24

Data Path : Z:\voasrv\HPCHEM1\MSVOA_V\Data\VW111621\
 Data File : VW023537.D
 Acq On : 16 Nov 2021 16:26
 Operator : SY/MD
 Sample : M4617-09DL 20X
 Misc : 25.0mL/MSVOA_V/WATER
 ALS Vial : 17 Sample Multiplier: 1

Instrument :
 MSVOA_V
 Client Sampled :
 BG207DL

Quant Time: Nov 17 00:53:32 2021
 Quant Method : Z:\voasrv\HPCHEM1\MSVOA_V\Method\SFAMVTR110421WMA.M
 Quant Title : TRACE VOA SFAM1.0
 QLast Update : Wed Nov 17 00:48:57 2021
 Response via : Initial Calibration

Manual Integrations APPROVED

Reviewed By : John Carlone 11/17/2021
 Supervised By : Mahesh Dadoda 11/18/2021

Compound	R.T.	QIon	Response	Conc	Units	Dev(Min)

Internal Standards						
1) 1,4-Difluorobenzene	5.616	114	117603	5.000	ug/L	0.00
28) Chlorobenzene-d5	8.850	117	117024	5.000	ug/L	0.00
58) 1,4-Dichlorobenzene-d4	11.249	152	52890	5.000	ug/L	0.00
System Monitoring Compounds						
4) Vinyl Chloride-d3	1.304	65	30420	4.129	ug/L	0.00
Spiked Amount 5.000	Range 40 - 130		Recovery =	82.600%		
7) Chloroethane-d5	1.568	69	27511	4.582	ug/L	0.00
Spiked Amount 5.000	Range 65 - 130		Recovery =	91.600%		
11) 1,1-Dichloroethene-d2	2.108	63	45843	3.324	ug/L	0.00
Spiked Amount 5.000	Range 60 - 125		Recovery =	66.400%		
20) 2-Butanone-d5	3.915	46	56457m	44.480	ug/L	0.00
Spiked Amount 50.000	Range 40 - 130		Recovery =	88.960%		
24) Chloroform-d	4.346	84	62201	3.962	ug/L	0.00
Spiked Amount 5.000	Range 70 - 125		Recovery =	79.200%		
26) 1,2-Dichloroethane-d4	5.031	65	32594	4.616	ug/L	0.00
Spiked Amount 5.000	Range 70 - 130		Recovery =	92.400%		
32) Benzene-d6	5.050	84	130021	4.330	ug/L	0.00
Spiked Amount 5.000	Range 70 - 125		Recovery =	86.600%		
36) 1,2-Dichloropropane-d6	6.069	67	39596	4.480	ug/L	0.00
Spiked Amount 5.000	Range 60 - 140		Recovery =	89.600%		
41) Toluene-d8	7.317	98	111240	3.953	ug/L	0.00
Spiked Amount 5.000	Range 70 - 130		Recovery =	79.000%		
43) trans-1,3-Dichloroprop...	7.625	79	14698	4.385	ug/L	0.00
Spiked Amount 5.000	Range 55 - 130		Recovery =	87.800%		
46) 2-Hexanone-d5	8.092	63	46971	38.091	ug/L	0.00
Spiked Amount 50.000	Range 45 - 130		Recovery =	76.180%		
56) 1,1,2,2-Tetrachloroeth...	10.217	84	25651	4.035	ug/L	0.00
Spiked Amount 5.000	Range 65 - 120		Recovery =	80.800%		
66) 1,2-Dichlorobenzene-d4	11.625	152	44217	5.021	ug/L	0.00
Spiked Amount 5.000	Range 80 - 120		Recovery =	100.400%		
Target Compounds						
					Qvalue	
9) Trichlorofluoromethane	1.751	101	103515	7.075	ug/L	99
10) 1,1,2-Trichloro-1,2,2-...	2.111	101	1642	0.223	ug/L #	76
12) 1,1-Dichloroethene	2.114	96	1260	0.180	ug/L #	1
16) Methylene chloride	2.507	84	6243	0.610	ug/L	95
17) Methyl tert-butyl Ether	2.770	73	3320	0.215	ug/L #	87
19) 1,1-Dichloroethane	3.195	63	4971	0.342	ug/L	97
25) Chloroform	4.381	83	7639	0.492	ug/L	95
34) Trichloroethene	5.924	95	2412	0.277	ug/L	93

(#) = qualifier out of range (m) = manual integration (+) = signals summed