Quantitation Report (LSC Reviewed)

Data Path : Z:\voasrv\HPCHEM1\MSVOA_V\DATA\VV112424\
Data File : VV038327.D
Acq On : 24 Nov 2024 13:14
Operator : SY/MD
Sample : P4884-07
Misc : 25mL/MSVOA_V/WATER
ALS Vial : 7 Sample Multiplier: 1

Instrument :
MSVOA_V
ClientSampleId :
BG3N1

Quant Time: Nov 25 00:23:55 2024
Quant Method : Z:\voasrv\HPCHEM1\MSVOA_V\Method\SFAMVTR111924WMA.M
Quant Title : TRACE VOA SFAM1.0
QLast Update : Mon Nov 25 00:21:44 2024
Response via : Initial Calibration

Compound	R.T.	QIon	Response	Conc	Units	Dev(Min)
Internal Standards						
1) 1,4-Difluorobenzene	5.529	114	224290	5.000	ug/L	0.00
28) Chlorobenzene-d5	8.779	117	241011	5.000	ug/L	0.00
58) 1,4-Dichlorobenzene-d4	11.178	152	104584	5.000	ug/L	0.00
System Monitoring Compounds						
4) Vinyl Chloride-d3	1.275	65	67551	3.929	ug/L	0.00
Spiked Amount 5.000	Range 40 - 130		Recovery = 78.600%			
7) Chloroethane-d5	1.529	69	61614	4.431	ug/L	0.00
Spiked Amount 5.000	Range 65 - 130		Recovery = 88.600%			
11) 1,1-Dichloroethene-d2	2.053	65	30174	4.079	ug/L	0.00
Spiked Amount 5.000	Range 60 - 125		Recovery = 81.600%			
20) 2-Butanone-d5	3.786	46	162867	47.358	ug/L	0.00
Spiked Amount 50.000	Range 40 - 130		Recovery = 94.720%			
24) Chloroform-d	4.243	84	157662	4.725	ug/L	0.00
Spiked Amount 5.000	Range 70 - 125		Recovery = 94.600%			
26) 1,2-Dichloroethane-d4	4.937	65	76370	5.101	ug/L	0.00
Spiked Amount 5.000	Range 70 - 130		Recovery = 102.000%			
32) Benzene-d6	4.953	84	268908	4.317	ug/L	0.00
Spiked Amount 5.000	Range 70 - 125		Recovery = 86.400%			
36) 1,2-Dichloropropane-d6	5.982	67	89367	4.662	ug/L	0.00
Spiked Amount 5.000	Range 60 - 140		Recovery = 93.200%			
41) Toluene-d8	7.239	98	216128	3.750	ug/L	0.00
Spiked Amount 5.000	Range 70 - 130		Recovery = 75.000%			
43) trans-1,3-Dichloroprop...	7.558	79	30035	4.215	ug/L	0.00
Spiked Amount 5.000	Range 55 - 130		Recovery = 84.200%			
46) 2-Hexanone-d5	8.017	63	120560	43.521	ug/L	0.00
Spiked Amount 50.000	Range 45 - 130		Recovery = 87.040%			
56) 1,1,2,2-Tetrachloroeth...	10.146	84	78559	4.828	ug/L	0.00
Spiked Amount 5.000	Range 65 - 120		Recovery = 96.600%			
66) 1,2-Dichlorobenzene-d4	11.554	152	92159	5.172	ug/L	0.00
Spiked Amount 5.000	Range 80 - 120		Recovery = 103.400%			
Target Compounds						Qvalue
10) 1,1,2-Trichloro-1,2,2-...	2.059	101	3804	0.226	ug/L #	74
16) Methylene chloride	2.442	84	34181	1.871	ug/L	90
22) cis-1,2-Dichloroethene	3.812	96	2567	0.147	ug/L	93
25) Chloroform	4.275	83	21655	0.661	ug/L	99
29) 1,1,1-Trichloroethane	4.506	97	31174	1.078	ug/L	98
34) Trichloroethene	5.837	95	12716	0.689	ug/L	94
42) Toluene	7.323	91	28209	0.393	ug/L	95
47) Tetrachloroethene	7.899	164	57422	3.872	ug/L	98
51) Chlorobenzene	8.815	112	27211	0.551	ug/L	99
57) 1,1,2,2-Tetrachloroethane	10.175	83	5303	0.330	ug/L #	86
67) 1,2-Dichlorobenzene	11.574	146	7738	0.258	ug/L	97

(#) = qualifier out of range (m) = manual integration (+) = signals summed

Quantitation Report (LSC Reviewed)

Data Path : Z:\voasrv\HPCHEM1\MSVOA_V\DATA\VV112424\
Data File : VV038327.D
Acq On : 24 Nov 2024 13:14
Operator : SY/MD
Sample : P4884-07
Misc : 25mL/MSVOA_V/WATER
ALS Vial : 7 Sample Multiplier: 1

Instrument :
MSVOA_V
ClientSampleId :
BG3N1

Quant Time: Nov 25 00:23:55 2024
Quant Method : Z:\voasrv\HPCHEM1\MSVOA_V\Method\SFAMVTR111924WMA.M
Quant Title : TRACE VOA SFAM1.0
QLast Update : Mon Nov 25 00:21:44 2024
Response via : Initial Calibration

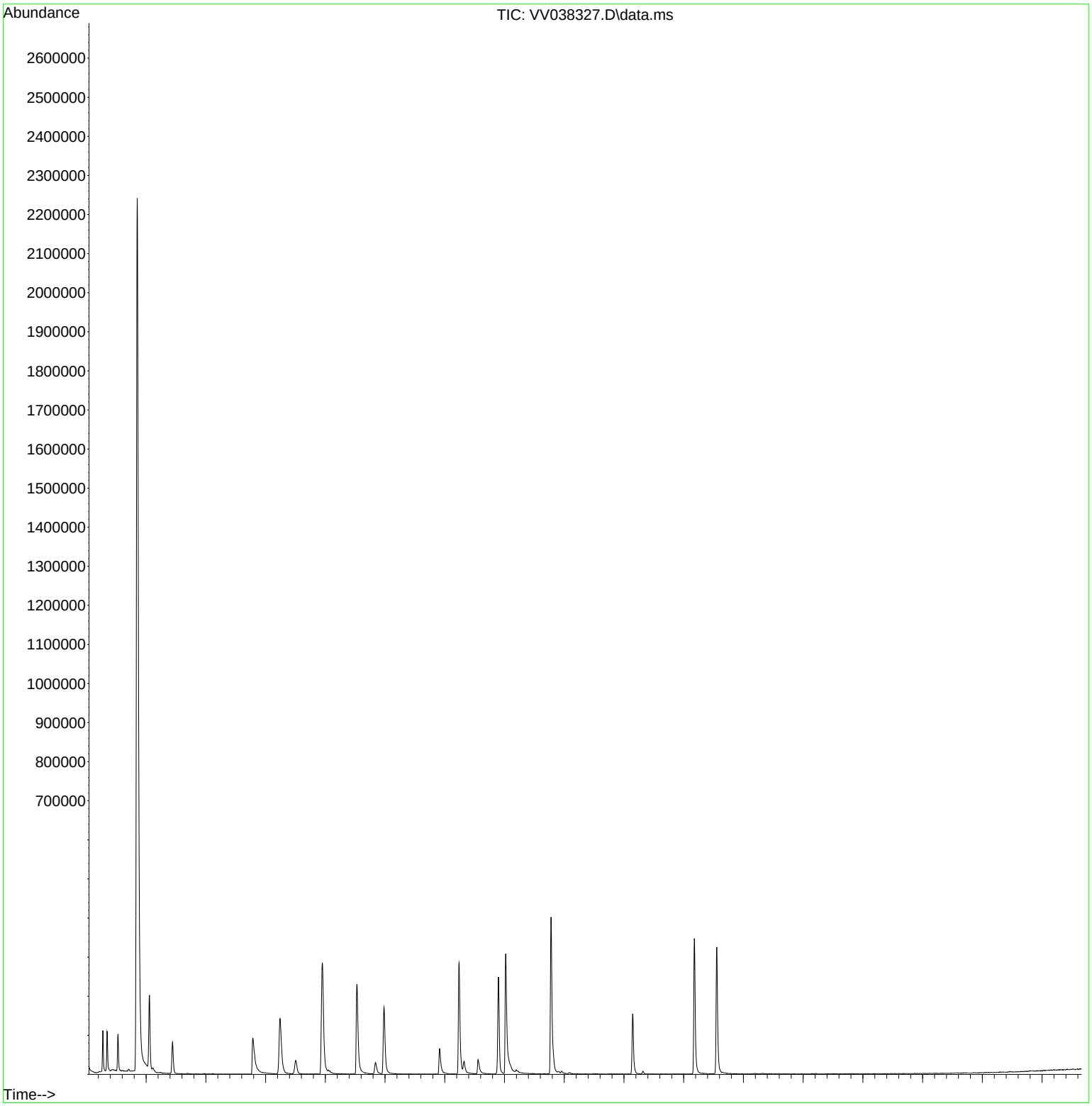

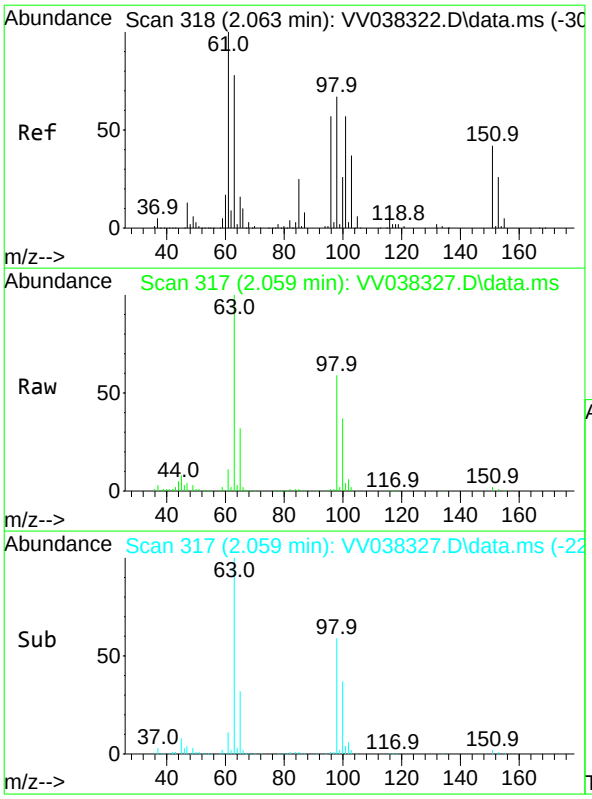

#10
1,1,2-Trichloro-1,2,2-trifluoroethane
Concen: 0.226 ug/L
RT: 2.059 min Scan# 31
Delta R.T. -0.003 min
Lab File: VV038327.D
Acq: 24 Nov 2024 13:14

Instrument :
MSVOA_V
ClientSampleId :
BG3N1

Tgt Ion:101 Resp: 3804

Ion	Ratio	Lower	Upper
101	100		
85	33.9	33.4	50.0
151	44.6	58.8	88.2#

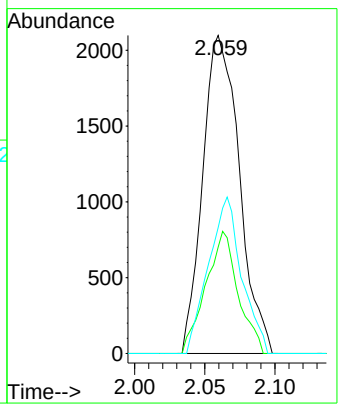

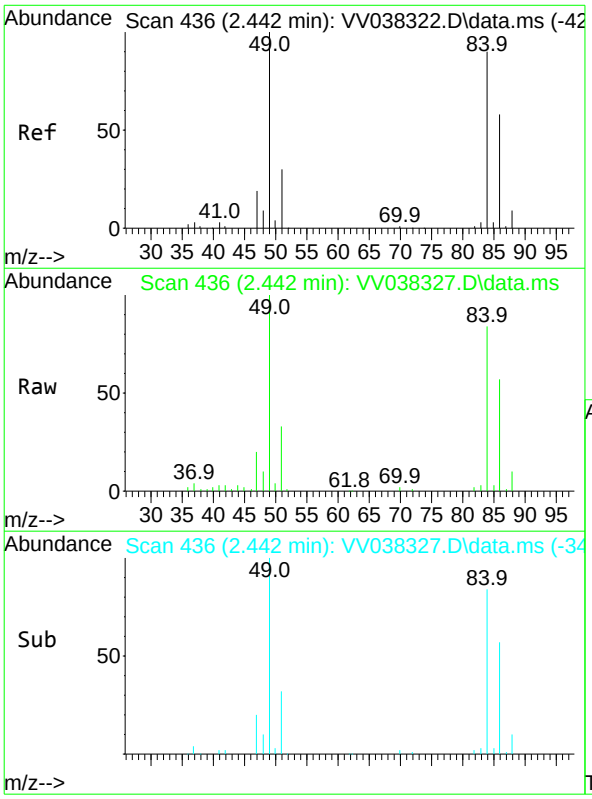

#16
Methylene chloride
Concen: 1.871 ug/L
RT: 2.442 min Scan# 436
Delta R.T. -0.000 min
Lab File: VV038327.D
Acq: 24 Nov 2024 13:14

Tgt Ion: 84 Resp: 34181

Ion	Ratio	Lower	Upper
84	100		
86	68.7	44.2	82.2
49	119.5	74.9	139.1

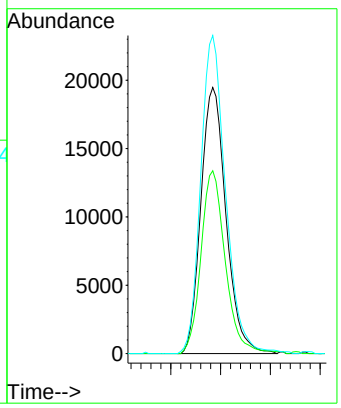

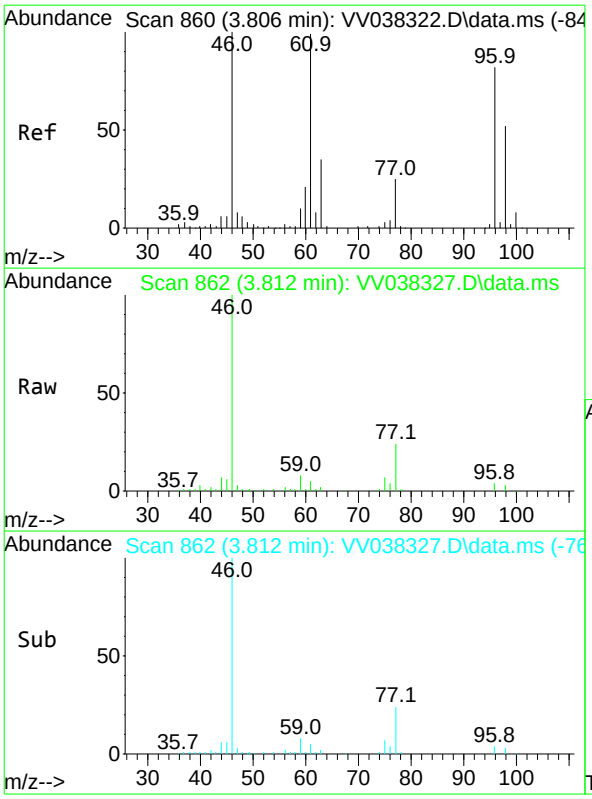

#22
cis-1,2-Dichloroethene
Concen: 0.147 ug/L
RT: 3.812 min Scan# 86
Delta R.T. 0.006 min
Lab File: VV038327.D
Acq: 24 Nov 2024 13:14

Instrument :
MSVOA_V
ClientSampleId :
BG3N1

Tgt Ion: 96 Resp: 2567

Ion	Ratio	Lower	Upper
96	100		
61	125.6	82.7	153.5
98	72.8	46.3	85.9

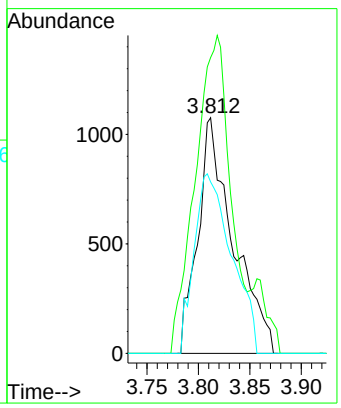

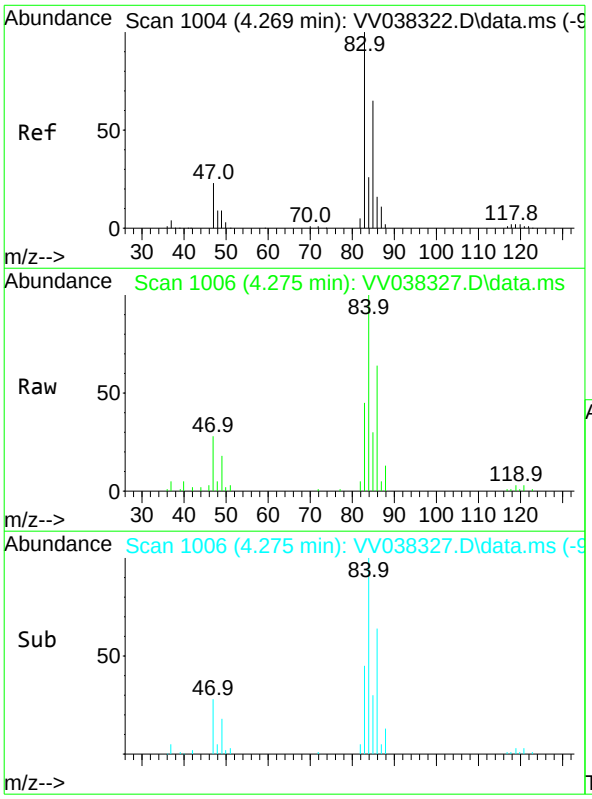

#25
Chloroform
Concen: 0.661 ug/L
RT: 4.275 min Scan# 1006
Delta R.T. 0.006 min
Lab File: VV038327.D
Acq: 24 Nov 2024 13:14

Tgt Ion: 83 Resp: 21655

Ion	Ratio	Lower	Upper
83	100		
85	67.2	46.5	86.3

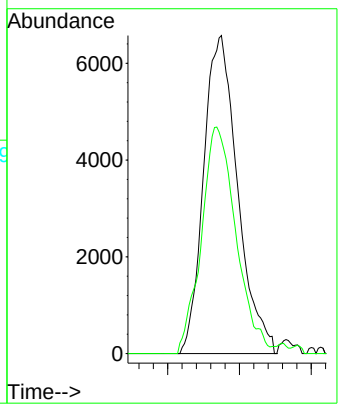

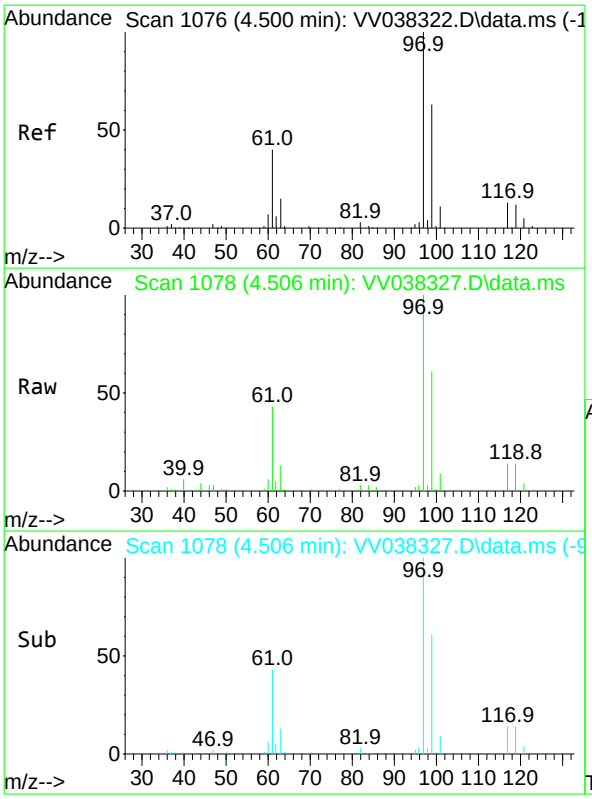

#29
1,1,1-Trichloroethane
Concen: 1.078 ug/L
RT: 4.506 min Scan# 10
Delta R.T. 0.006 min
Lab File: VV038327.D
Acq: 24 Nov 2024 13:14

Instrument :
MSVOA_V
ClientSampleId :
BG3N1

Tgt Ion: 97 Resp: 31174

Ion	Ratio	Lower	Upper
97	100		
99	64.4	51.8	77.8
61	37.7	32.2	48.2

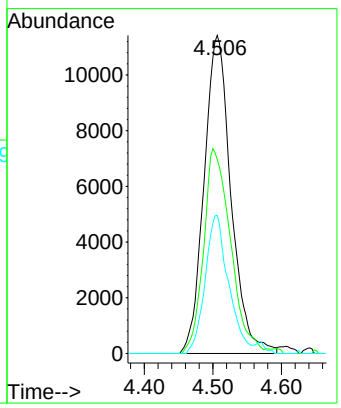

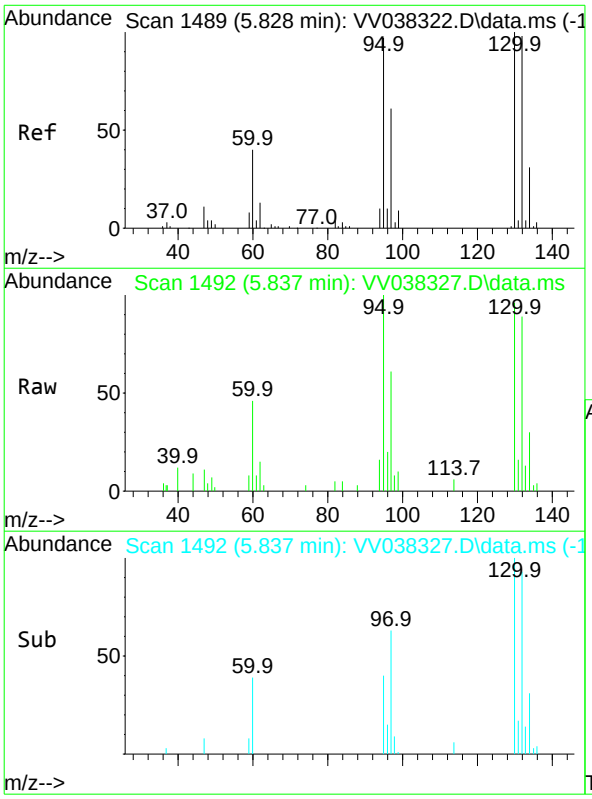

#34
Trichloroethene
Concen: 0.689 ug/L
RT: 5.837 min Scan# 1492
Delta R.T. 0.009 min
Lab File: VV038327.D
Acq: 24 Nov 2024 13:14

Tgt Ion: 95 Resp: 12716

Ion	Ratio	Lower	Upper
95	100		
97	60.7	44.8	83.2
132	89.3	68.3	126.8
130	95.8	70.2	130.4

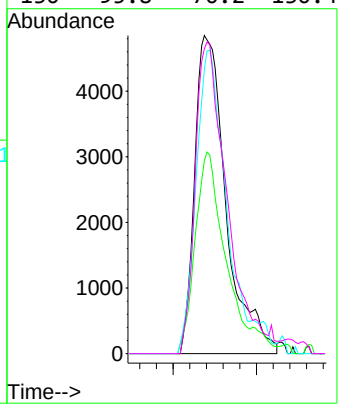

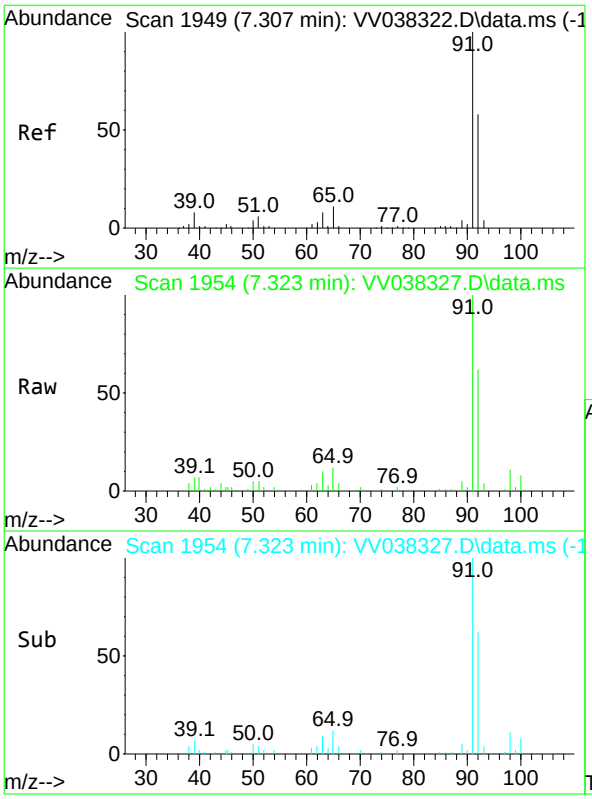

#42
Toluene
Concen: 0.393 ug/L
RT: 7.323 min Scan# 19
Delta R.T. 0.016 min
Lab File: VV038327.D
Acq: 24 Nov 2024 13:14

Instrument :
MSVOA_V
ClientSampleId :
BG3N1

Tgt Ion: 91 Resp: 28209

Ion	Ratio	Lower	Upper
91	100		
92	61.9	40.8	75.8

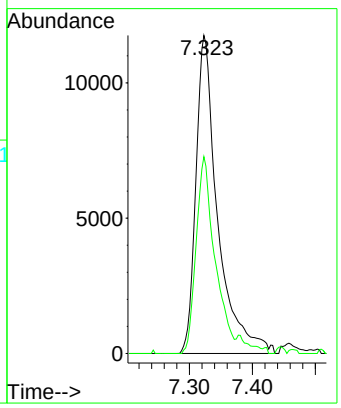

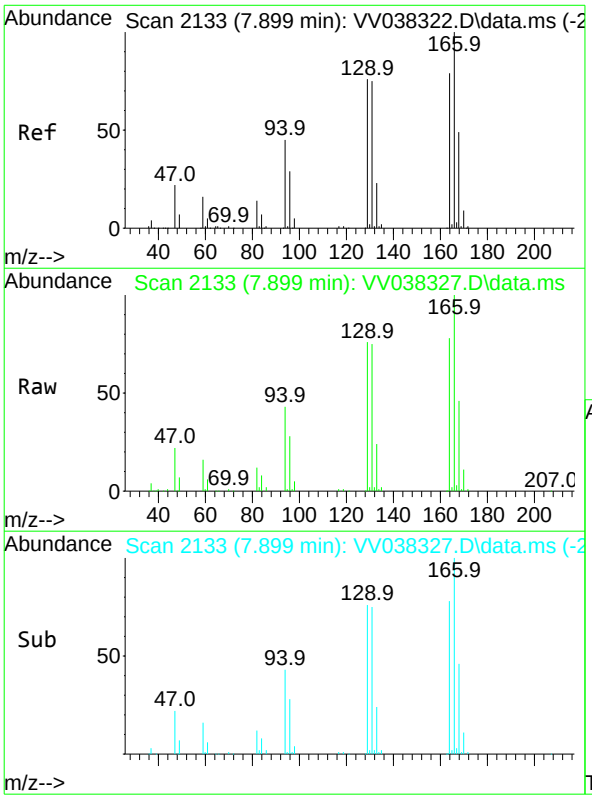

#47
Tetrachloroethene
Concen: 3.872 ug/L
RT: 7.899 min Scan# 2133
Delta R.T. -0.000 min
Lab File: VV038327.D
Acq: 24 Nov 2024 13:14

Tgt Ion:164 Resp: 57422

Ion	Ratio	Lower	Upper
164	100		
129	97.2	68.5	127.1
131	96.4	64.8	120.4
166	128.7	88.3	163.9

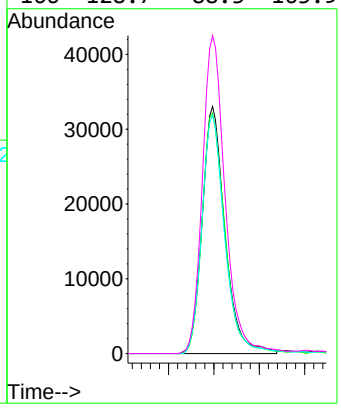

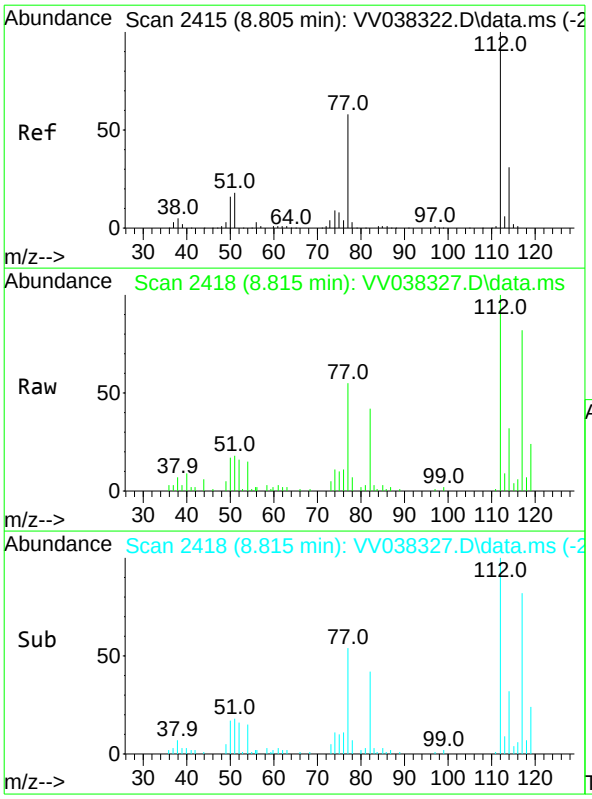

#51
Chlorobenzene
Concen: 0.551 ug/L
RT: 8.815 min Scan# 24
Delta R.T. 0.009 min
Lab File: VV038327.D
Acq: 24 Nov 2024 13:14

Instrument :
MSVOA_V
ClientSampleId :
BG3N1

Tgt Ion:112 Resp: 27211

Ion	Ratio	Lower	Upper
112	100		
114	32.3	22.0	40.8
77	55.3	45.0	67.4

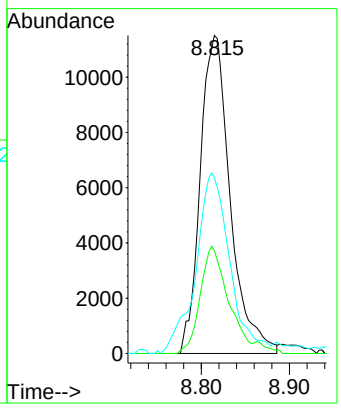

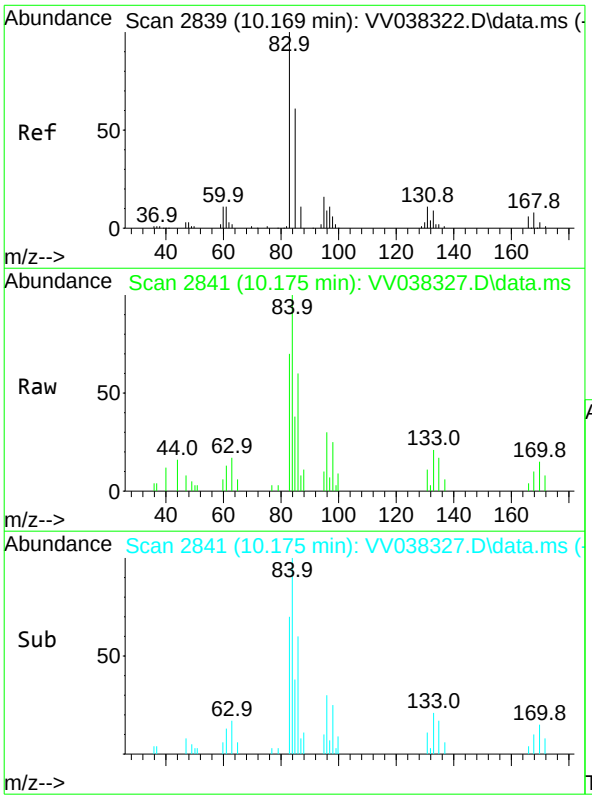

#57
1,1,2,2-Tetrachloroethane
Concen: 0.330 ug/L
RT: 10.175 min Scan# 2841
Delta R.T. 0.006 min
Lab File: VV038327.D
Acq: 24 Nov 2024 13:14

Tgt Ion: 83 Resp: 5303

Ion	Ratio	Lower	Upper
83	100		
85	54.0	45.7	84.9
131	15.3	8.2	12.4#

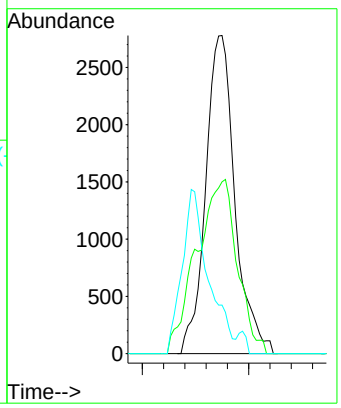

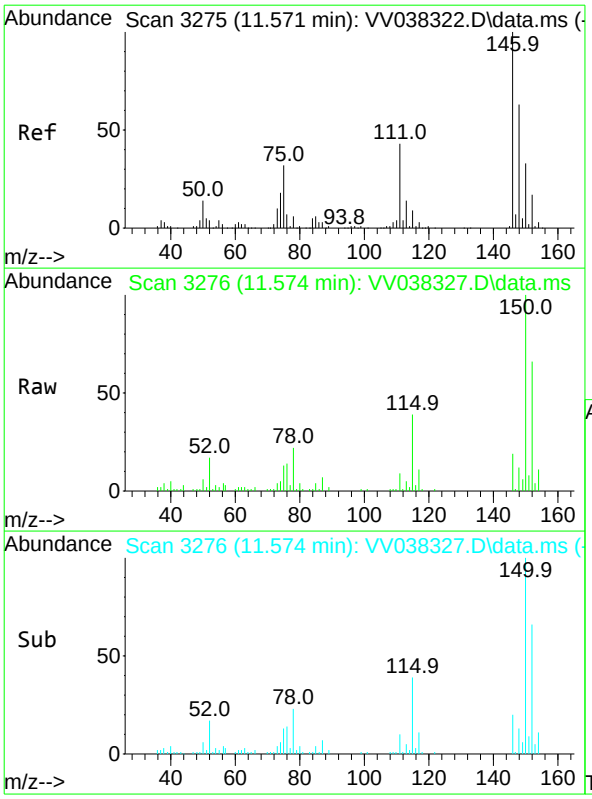

#67
1,2-Dichlorobenzene
Concen: 0.258 ug/L
RT: 11.574 min Scan# 32
Delta R.T. 0.003 min
Lab File: VV038327.D
Acq: 24 Nov 2024 13:14

Instrument :
MSVOA_V
ClientSampleId :
BG3N1

Tgt Ion:146 Resp: 7738
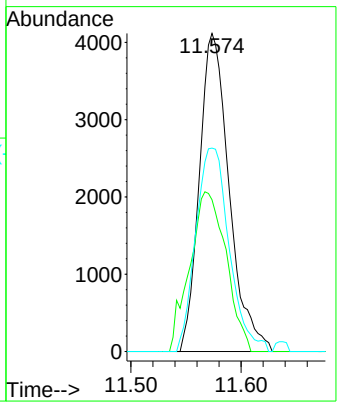
Ion	Ratio	Lower	Upper
146	100		
111	47.7	34.2	51.2
148	63.9	51.0	76.4