Quantitation Report (QT/LSC Reviewed)

Data Path : Z:\VOASRV\HPCHEM1\MSVOA_V\DATA\VV112619\
Data File : VV013786.D
Acq On : 26 Nov 2019 14:40
Operator : SY/MD
Sample : K5993-02
Misc : 25.0mL/MSVOA_V/WATER
ALS Vial : 12 Sample Multiplier: 1

Instrument :
MSVOA_V
ClientSampleId :
GARD7

Quant Time: Nov 27 02:52:34 2019
Quant Method : Z:\VOASRV\HPCHEM1\MSVOA_V\METHOD\SOMVTR112219WMA.M
Quant Title : TRACE VOA SOM01.0
QLast Update : Wed Nov 27 01:18:04 2019
Response via : Initial Calibration

Internal Standards	R.T.	QIon	Response	Conc	Units	Dev(Min)
1) 1,4-Difluorobenzene	5.66	114	324504	5.00	ug/L	0.00
28) Chlorobenzene-d5	8.89	117	323896	5.00	ug/L	0.00
60) 1,4-Dichlorobenzene-d4	11.29	152	143612	5.00	ug/L	0.00
System Monitoring Compounds						
4) Vinyl Chloride-d3	1.32	65	85754	4.27	ug/L	0.00
Spiked Amount 5.000	Range 40 - 130		Recovery = 85.40%			
7) Chloroethane-d5	1.58	69	85548	5.02	ug/L	0.00
Spiked Amount 5.000	Range 65 - 130		Recovery = 100.40%			
11) 1,1-Dichloroethene-d2	2.13	63	123183	3.64	ug/L	0.00
Spiked Amount 5.000	Range 60 - 125		Recovery = 72.80%			
20) 2-Butanone-d5	3.96	46	211171	50.58	ug/L	0.00
Spiked Amount 50.000	Range 40 - 130		Recovery = 101.16%			
24) Chloroform-d	4.40	84	172634	4.26	ug/L	0.00
Spiked Amount 5.000	Range 70 - 125		Recovery = 85.20%			
26) 1,2-Dichloroethane-d4	5.08	65	99124	5.14	ug/L	0.00
Spiked Amount 5.000	Range 70 - 130		Recovery = 102.80%			
32) Benzene-d6	5.10	84	386276	4.62	ug/L	0.00
Spiked Amount 5.000	Range 70 - 125		Recovery = 92.40%			
36) 1,2-Dichloropropane-d6	6.11	67	119326	4.79	ug/L	0.00
Spiked Amount 5.000	Range 60 - 140		Recovery = 95.80%			
41) Toluene-d8	7.36	98	313202	3.99	ug/L	0.00
Spiked Amount 5.000	Range 70 - 130		Recovery = 79.80%			
43) trans-1,3-Dichloropropene-	7.66	79	42020	4.34	ug/L	0.00
Spiked Amount 5.000	Range 55 - 130		Recovery = 86.80%			
46) 2-Hexanone-d5	8.14	63	165848	46.39	ug/L	0.00
Spiked Amount 50.000	Range 45 - 130		Recovery = 92.78%			
57) 1,1,2,2-Tetrachloroethane-	10.26	84	86775	5.02	ug/L	0.00
Spiked Amount 5.000	Range 65 - 120		Recovery = 100.40%			
64) 1,2-Dichlorobenzene-d4	11.67	152	135861	5.36	ug/L	0.00
Spiked Amount 5.000	Range 80 - 120		Recovery = 107.20%			

Target Compounds						Qvalue
25) Chloroform	4.42	83	33062	0.887	ug/L	96
31) Carbon tetrachloride	4.88	117	7482	0.257	ug/L	98
47) Tetrachloroethene	8.01	164	215372	11.317	ug/L	98

(#) = qualifier out of range (m) = manual integration (+) = signals summed

Quantitation Report (QT/LSC Reviewed)

Data Path : Z:\VOASRV\HPCHEM1\MSVOA V\DATA\VV112619\
Data File : VV013786.D
Acq On : 26 Nov 2019 14:40
Operator : SY/MD
Sample : K5993-02
Misc : 25.0mL/MSVOA V/WATER
ALS Vial : 12 Sample Multiplier: 1

Instrument :
MSVOA_V
ClientSampleId :
GARD7

Quant Time: Nov 27 02:52:34 2019
Quant Method : Z:\VOASRV\HPCHEM1\MSVOA_V\METHOD\SOMVTR112219WMA.M
Quant Title : TRACE VOA SOM01.0
QLast Update : Wed Nov 27 01:18:04 2019
Response via : Initial Calibration

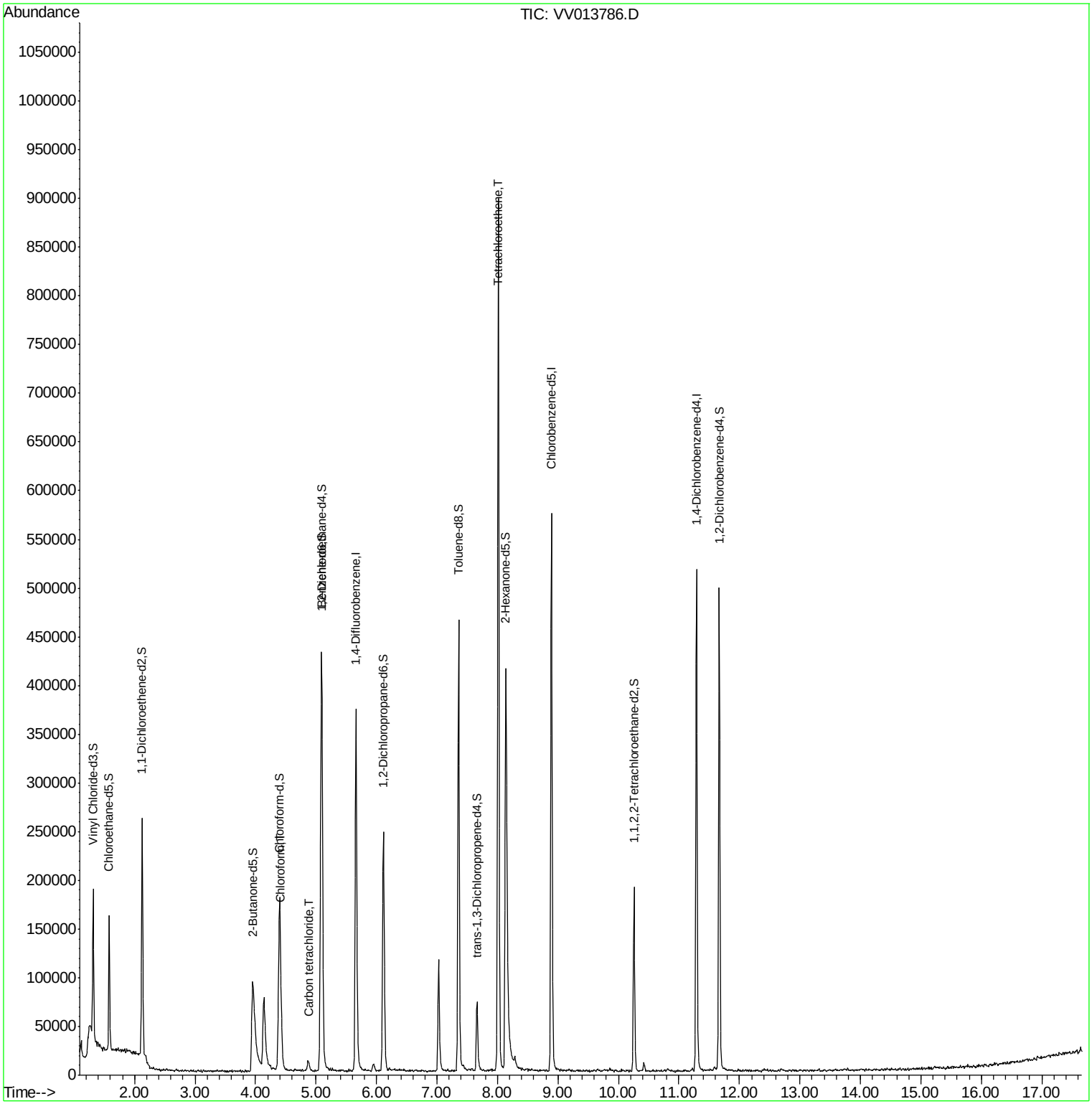

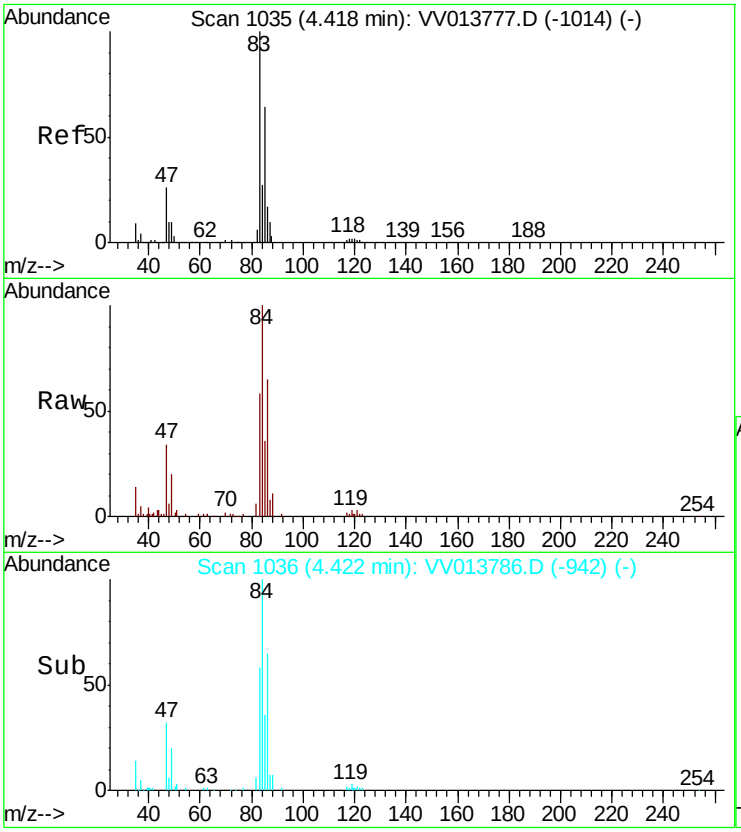

#25
Chloroform
Concen: 0.887 ug/L
RT: 4.42 min Scan# 1036
Delta R.T. 0.00 min
Lab File: VV013786.D
Acq: 26 Nov 2019 14:40

Instrument :
MSVOA_V
ClientSampleId :
GARD7

Tgt Ion: 83 Resp: 33062

Ion	Ratio	Lower	Upper
83	100		
85	61.4	45.1	83.7

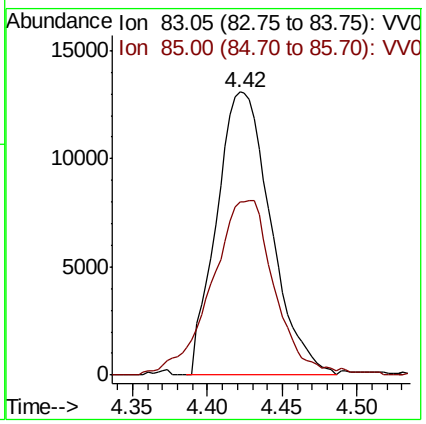

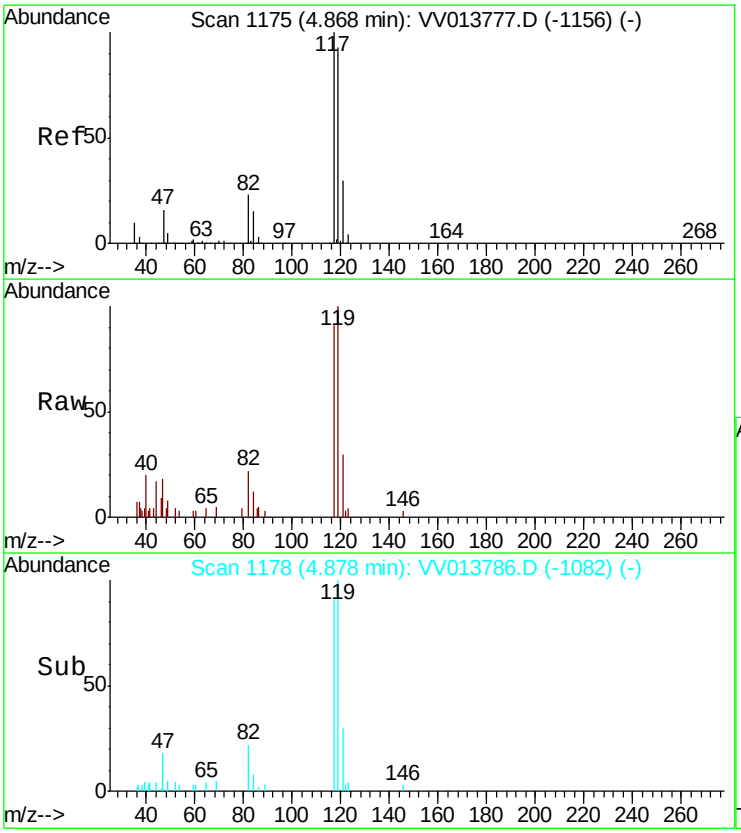

#31
Carbon tetrachloride
Concen: 0.257 ug/L
RT: 4.88 min Scan# 1178
Delta R.T. 0.01 min
Lab File: VV013786.D
Acq: 26 Nov 2019 14:40

Tgt Ion:117 Resp: 7482

Ion	Ratio	Lower	Upper
117	100		
119	97.6	76.8	115.2

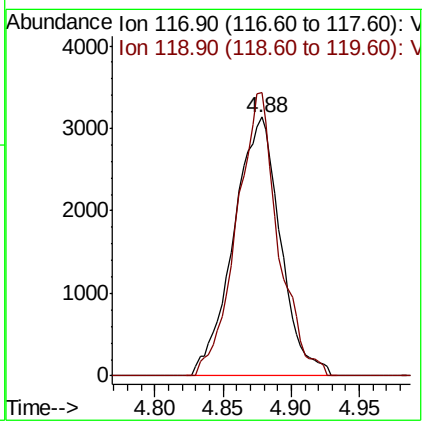

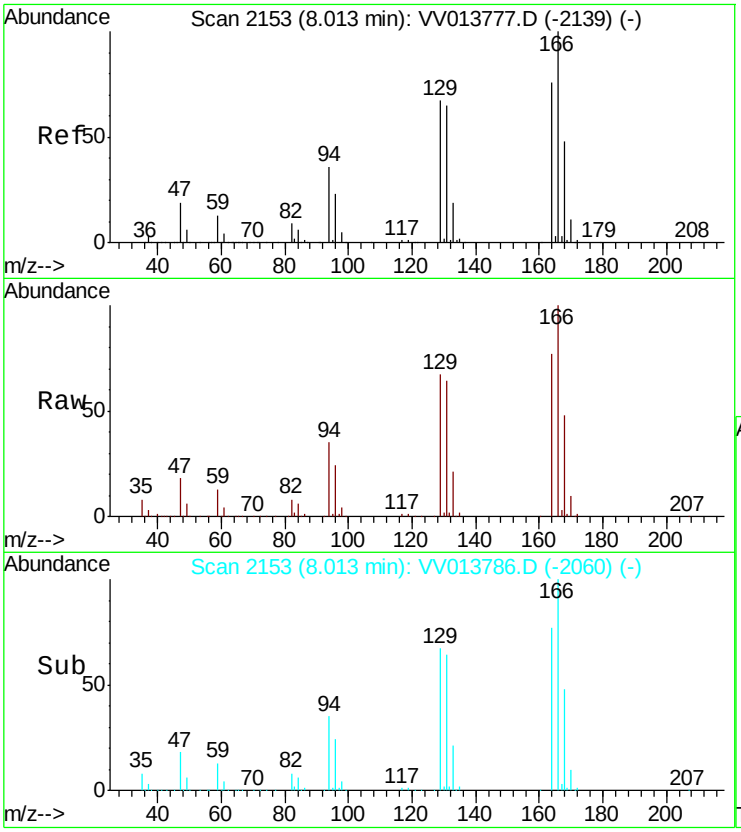

#47
Tetrachloroethene
Concen: 11.317 ug/L
RT: 8.01 min Scan# 2153
Delta R.T. 0.00 min
Lab File: VV013786.D
Acq: 26 Nov 2019 14:40

Instrument :
MSVOA_V
ClientSampleId :
GARD7

Tgt Ion:164 Resp: 215372
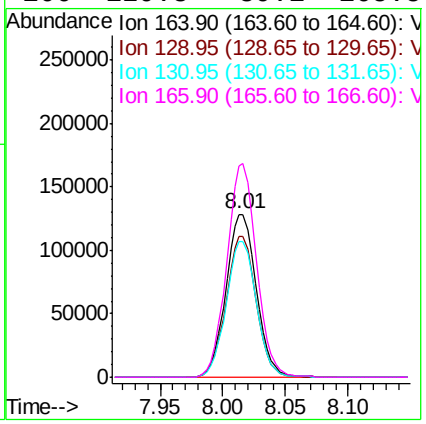
Ion	Ratio	Lower	Upper
164	100		
129	86.5	60.3	112.1
131	83.4	59.9	111.3
166	129.8	89.1	165.5