

Data File : VV013994.D
 Acq On : 10 Dec 2019 18:13
 Operator : SY/MD
 Sample : K6202-13
 Misc : 5.0mL/MSVOA_V/WATER
 ALS Vial : 20 Sample Multiplier: 1

Instrument :
 MSVOA_V
 ClientSampleId :
 C0C12

Quant Time: Dec 11 00:30:16 2019
 Quant Method : Z:\VOASRV\HPCHEM1\MSVOA_V\METHOD\SOMVLM120219WMA.M
 Quant Title : VOC Analysis
 QLast Update : Wed Dec 11 00:25:42 2019
 Response via : Initial Calibration

Internal Standards	R.T.	QIon	Response	Conc	Units	Dev(Min)
1) 1,4-Difluorobenzene	5.66	114	575144	50.00	ug/L	0.00
28) Chlorobenzene-d5	8.89	117	548456	50.00	ug/L	0.00
60) 1,4-Dichlorobenzene-d4	11.29	152	238484	50.00	ug/L	0.00

System Monitoring Compounds

4) Vinyl Chloride-d3	1.32	65	144747	43.51	ug/L	0.00
Spiked Amount	50.000	Range	60 - 135	Recovery	=	87.02%
7) Chloroethane-d5	1.56	69	161300	46.46	ug/L	-0.01
Spiked Amount	50.000	Range	70 - 130	Recovery	=	92.92%
11) 1,1-Dichloroethene-d2	2.12	63	253181	34.42	ug/L	0.00
Spiked Amount	50.000	Range	60 - 125	Recovery	=	68.84%
21) 2-Butanone-d5	3.92	46	226640	96.80	ug/L	0.00
Spiked Amount	100.000	Range	40 - 130	Recovery	=	96.80%
24) Chloroform-d	4.39	84	318041	45.53	ug/L	0.00
Spiked Amount	50.000	Range	70 - 125	Recovery	=	91.06%
26) 1,2-Dichloroethane-d4	5.07	65	198792	44.91	ug/L	0.00
Spiked Amount	50.000	Range	70 - 125	Recovery	=	89.82%
32) Benzene-d6	5.09	84	619229	43.57	ug/L	0.00
Spiked Amount	50.000	Range	70 - 125	Recovery	=	87.14%
36) 1,2-Dichloropropane-d6	6.11	67	191953	45.00	ug/L	0.00
Spiked Amount	50.000	Range	70 - 120	Recovery	=	90.00%
41) Toluene-d8	7.36	98	509786	39.35	ug/L	0.00
Spiked Amount	50.000	Range	80 - 120	Recovery	=	78.70%#
43) trans-1,3-Dichloropropene-	7.66	79	80031	38.55	ug/L	0.00
Spiked Amount	50.000	Range	60 - 125	Recovery	=	77.10%
47) 2-Hexanone-d5	8.13	63	128524	80.68	ug/L	0.00
Spiked Amount	100.000	Range	45 - 130	Recovery	=	80.68%
57) 1,1,2,2-Tetrachloroethane-	10.26	84	264275	42.78	ug/L	0.00
Spiked Amount	50.000	Range	65 - 120	Recovery	=	85.56%
64) 1,2-Dichlorobenzene-d4	11.67	152	216185	46.15	ug/L	0.00
Spiked Amount	50.000	Range	80 - 120	Recovery	=	92.30%

Target Compounds

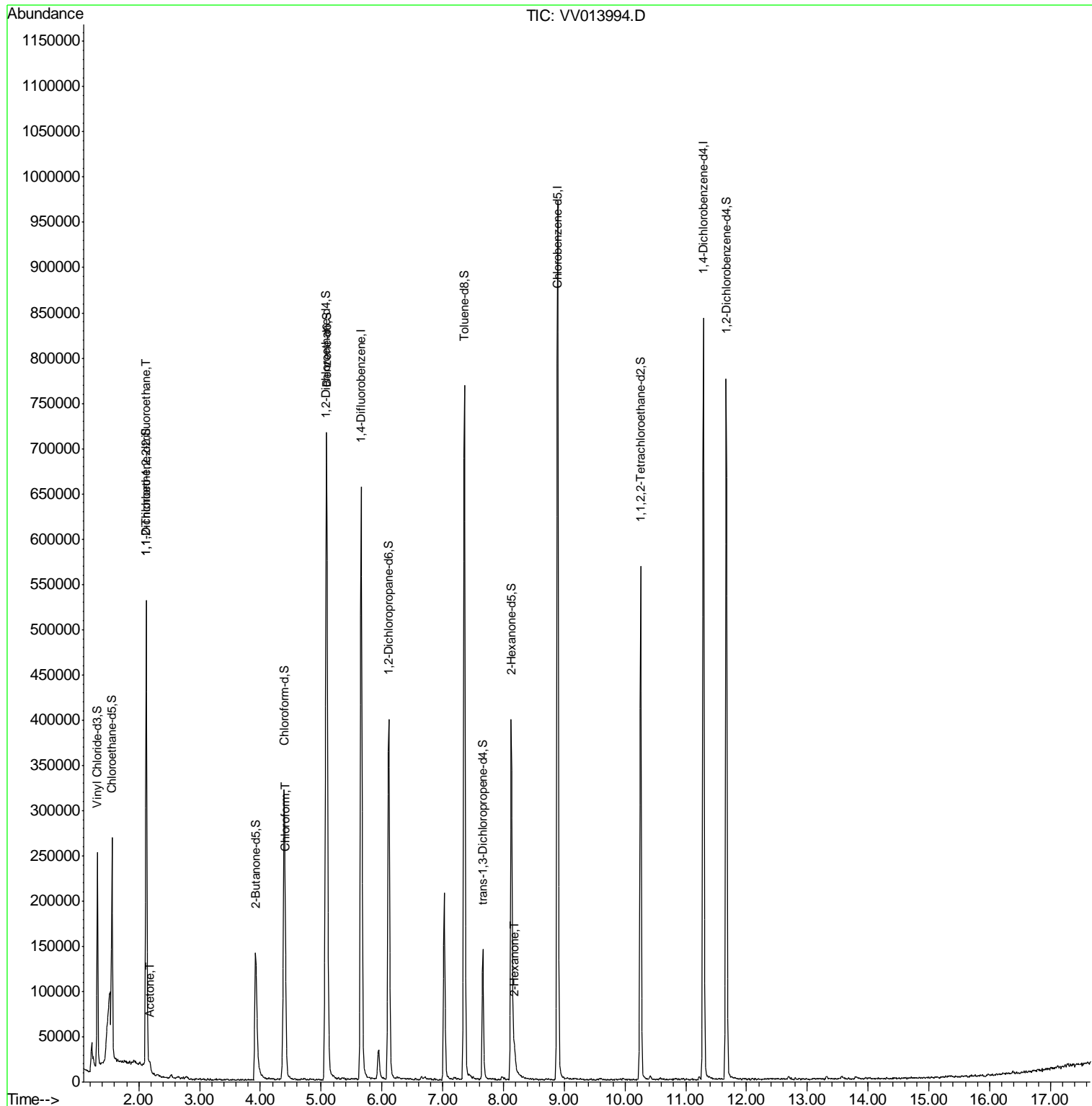
					Qvalue	
10) 1,1,2-Trichloro-1,2,2-trif	2.12	101	2928	0.677	ug/L #	19
13) Acetone	2.19	43	5326	1.552	ug/L	84
25) Chloroform	4.42	83	7026	0.893	ug/L	84
48) 2-Hexanone	8.18	43	13117	3.190	ug/L #	51

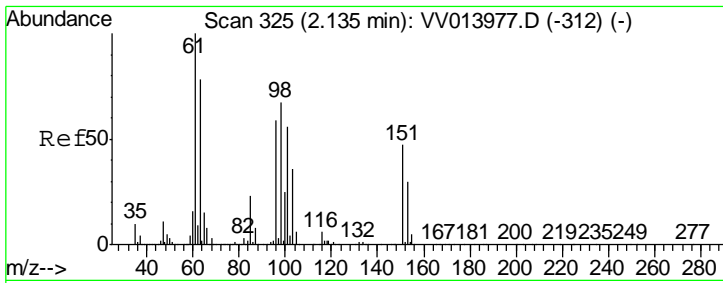
(#) = qualifier out of range (m) = manual integration (+) = signals summed

Data File : VV013994.D
Acq On : 10 Dec 2019 18:13
Operator : SY/MD
Sample : K6202-13
Misc : 5.0mL/MSVOA_V/WATER
ALS Vial : 20 Sample Multiplier: 1

Instrument :
MSVOA_V
ClientSampled :
C0C12

Quant Time: Dec 11 00:30:16 2019
Quant Method : Z:\VOASRV\HPCHEM1\MSVOA_V\METHOD\SOMVLM120219WMA.M
Quant Title : VOC Analysis
QLast Update : Wed Dec 11 00:25:42 2019
Response via : Initial Calibration

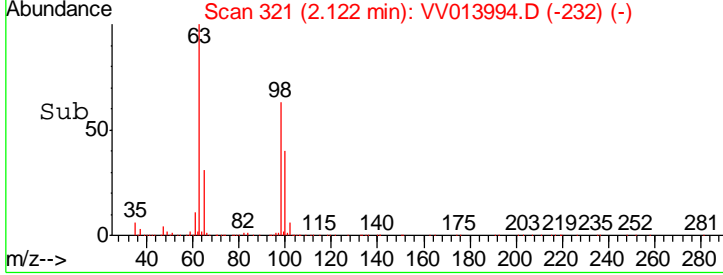
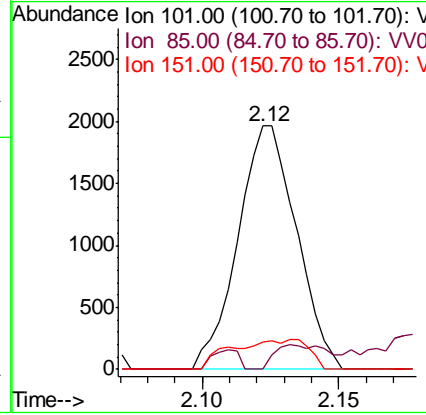
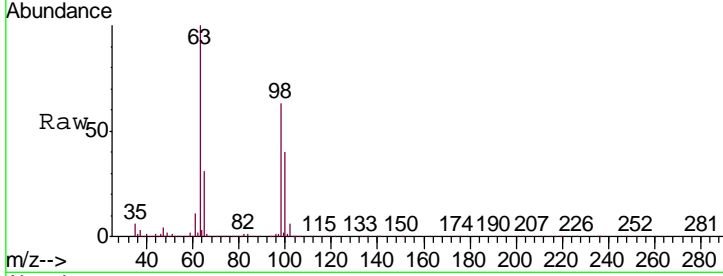




#10
 1,1,2-Trichloro-1,2,2-trifluoroethane
 Concen: 0.677 ug/L
 RT: 2.12 min Scan# 321
 Delta R.T. -0.01 min
 Lab File: VV013994.D
 Acq: 10 Dec 2019 18:13

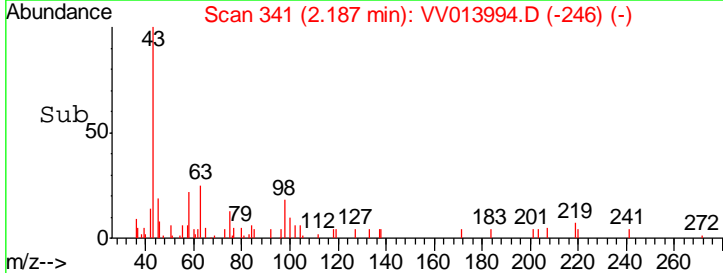
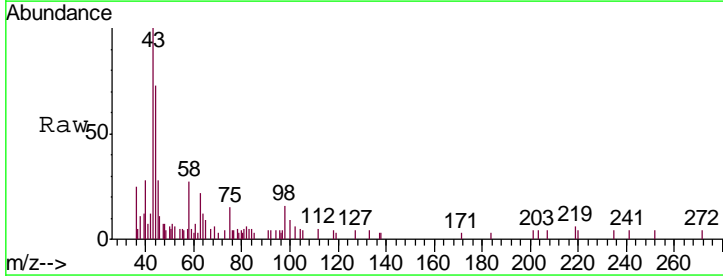
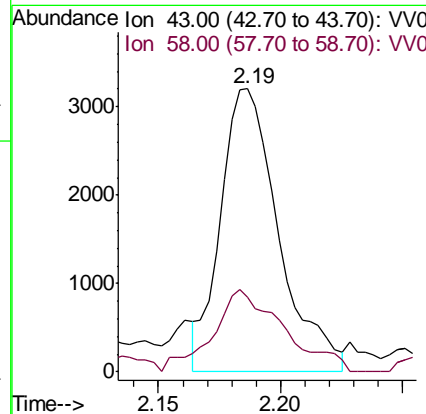
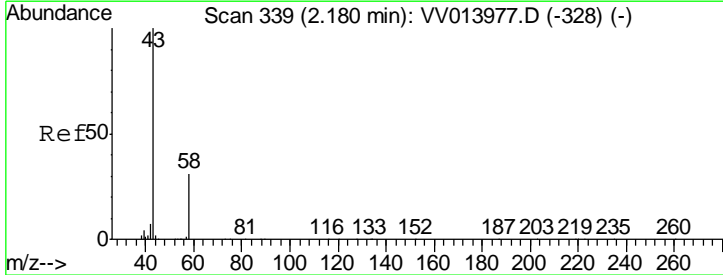
Instrument :
 MSVOA_V
 ClientSampled :
 C0C12

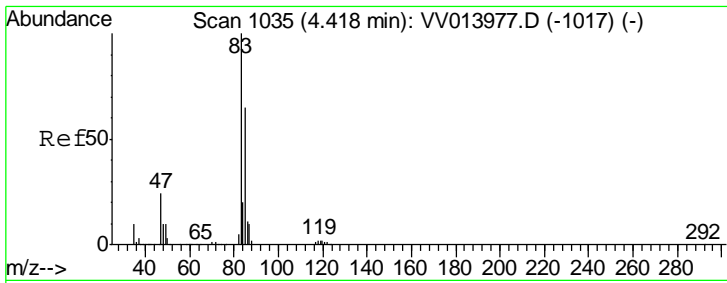
Tgt Ion	Resp	Lower	Upper
101	2928		
85	5.7	32.5	48.7#
151	1.9	69.8	104.6#



#13
 Acetone
 Concen: 1.552 ug/L
 RT: 2.19 min Scan# 341
 Delta R.T. 0.01 min
 Lab File: VV013994.D
 Acq: 10 Dec 2019 18:13

Tgt Ion	Resp	Lower	Upper
43	5326		
58	21.5	0.0	60.8

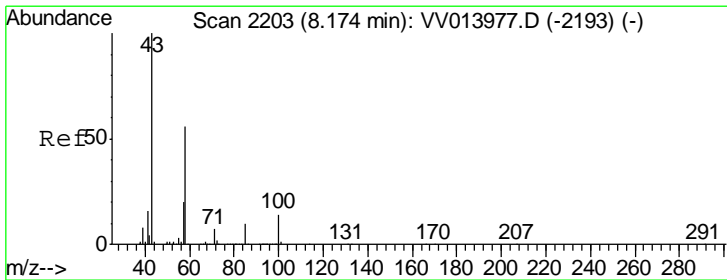
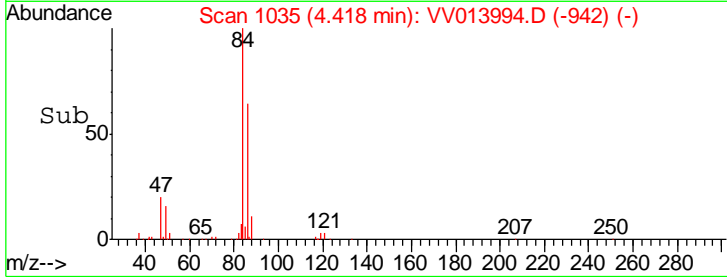
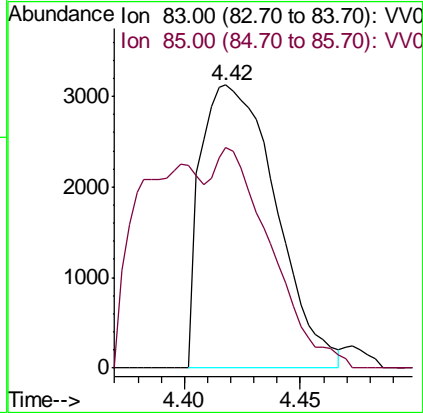
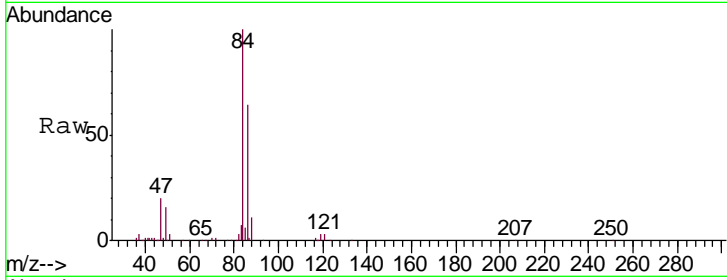




#25
 Chloroform
 Concen: 0.893 ug/L
 RT: 4.42 min Scan# 1035
 Delta R.T. -0.00 min
 Lab File: VV013994.D
 Acq: 10 Dec 2019 18:13

Instrument : MSVOA_V
 ClientSampled : C0C12

Tgt Ion	Resp	Lower	Upper
83	100		
85	77.9	45.7	84.9



#48
 2-Hexanone
 Concen: 3.190 ug/L
 RT: 8.18 min Scan# 2206
 Delta R.T. 0.01 min
 Lab File: VV013994.D
 Acq: 10 Dec 2019 18:13

Tgt Ion	Resp	Lower	Upper
43	100		
58	6.0	48.4	72.6#
57	19.7	16.6	24.8
100	6.3	11.9	17.9#

