Quantitation Report (QT/LSC Reviewed)

Data Path : Z:\voasrv\HPCHEM1\MSVOA_V\Data\VV122322\
Data File : VV029785.D
Acq On : 23 Dec 2022 13:30
Operator : SY/MD
Sample : N6171-07MEDL 10X
Misc : 5.77g/5.0mL/100uL/5.0mL/MSVOA_V/MEOH
ALS Vial : 11 Sample Multiplier: 1

Instrument :
MSVOA_V
ClientSampleId :
GBQC5MEDL

Quant Time: Dec 24 01:50:53 2022
Quant Method : Z:\voasrv\HPCHEM1\MSVOA_V\Method\SFAMVLM120722WMA.M
Quant Title : VOC Analysis
QLast Update : Sat Dec 24 01:45:32 2022
Response via : Initial Calibration

Compound	R.T.	QIon	Response	Conc	Units	Dev(Min)
Internal Standards						
1) 1,4-Difluorobenzene	5.606	114	484204	50.000	ug/L	0.00
28) Chlorobenzene-d5	8.841	117	474568	50.000	ug/L	0.00
58) 1,4-Dichlorobenzene-d4	11.236	152	259843	50.000	ug/L	0.00
System Monitoring Compounds						
4) Vinyl Chloride-d3	1.304	65	105189	35.476	ug/L	0.00
Spiked Amount 50.000	Range 60 - 135		Recovery = 70.960%			
7) Chloroethane-d5	1.552	69	97950	43.323	ug/L	0.00
Spiked Amount 50.000	Range 70 - 130		Recovery = 86.640%			
11) 1,1-Dichloroethene-d2	2.101	63	152089	32.886	ug/L	0.00
Spiked Amount 50.000	Range 60 - 125		Recovery = 65.780%			
21) 2-Butanone-d5	3.863	46	175971	97.288	ug/L	0.00
Spiked Amount 100.000	Range 40 - 130		Recovery = 97.290%			
24) Chloroform-d	4.336	84	236174	42.327	ug/L	0.00
Spiked Amount 50.000	Range 70 - 125		Recovery = 84.660%			
26) 1,2-Dichloroethane-d4	5.021	65	144341	45.294	ug/L	0.00
Spiked Amount 50.000	Range 70 - 125		Recovery = 90.580%			
32) Benzene-d6	5.040	84	488000	38.916	ug/L	0.00
Spiked Amount 50.000	Range 70 - 125		Recovery = 77.840%			
36) 1,2-Dichloropropane-d6	6.059	67	160218	41.829	ug/L	0.00
Spiked Amount 50.000	Range 70 - 120		Recovery = 83.660%			
41) Toluene-d8	7.307	98	434478	36.773	ug/L	0.00
Spiked Amount 50.000	Range 80 - 120		Recovery = 73.540%#			
43) trans-1,3-Dichloroprop...	7.612	79	67621	34.962	ug/L	0.00
Spiked Amount 50.000	Range 60 - 125		Recovery = 69.920%			
47) 2-Hexanone-d5	8.082	63	140166	85.696	ug/L	0.00
Spiked Amount 100.000	Range 45 - 130		Recovery = 85.700%			
56) 1,1,2,2-Tetrachloroeth...	10.204	84	240310	43.904	ug/L	0.00
Spiked Amount 50.000	Range 65 - 120		Recovery = 87.800%			
66) 1,2-Dichlorobenzene-d4	11.612	152	193423	39.104	ug/L	0.00
Spiked Amount 50.000	Range 80 - 120		Recovery = 78.200%#			
Target Compounds						Qvalue
15) Methyl Acetate	2.429	43	2364	0.881	ug/L	93
46) Tetrachloroethene	7.966	164	130778	48.527	ug/L	98

(#) = qualifier out of range (m) = manual integration (+) = signals summed

Quantitation Report (QT/LSC Reviewed)

Data Path : Z:\voasrv\HPCHEM1\MSVOA_V\Data\VV122322\
Data File : VV029785.D
Acq On : 23 Dec 2022 13:30
Operator : SY/MD
Sample : N6171-07MEDL 10X
Misc : 5.77g/5.0mL/100uL/5.0mL/MSVOA_V/MEOH
ALS Vial : 11 Sample Multiplier: 1

Instrument :
MSVOA_V
ClientSampleId :
GBQC5MEDL

Quant Time: Dec 24 01:50:53 2022
Quant Method : Z:\voasrv\HPCHEM1\MSVOA_V\Method\SFAMVLM120722WMA.M
Quant Title : VOC Analysis
QLast Update : Sat Dec 24 01:45:32 2022
Response via : Initial Calibration



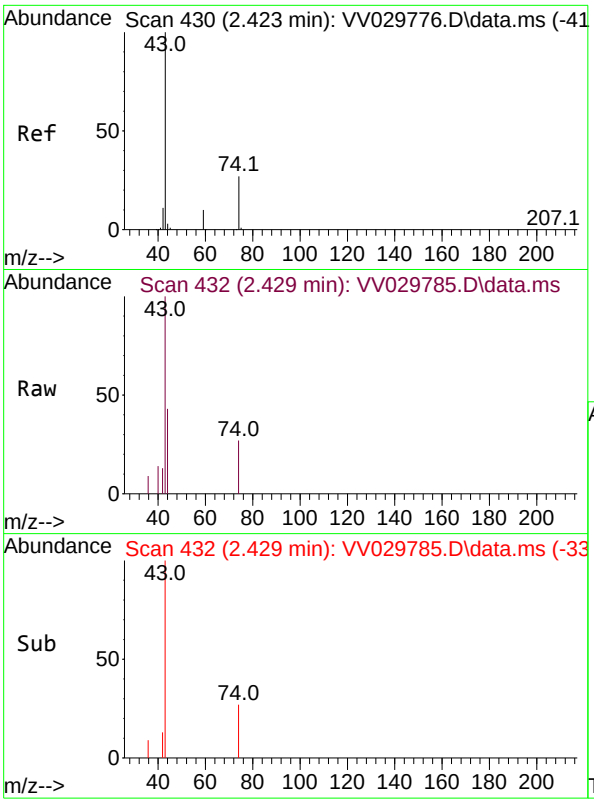

#15
Methyl Acetate
Concen: 0.881 ug/L
RT: 2.429 min Scan# 4
Delta R.T. 0.006 min
Lab File: VV029785.D
Acq: 23 Dec 2022 13:30

Instrument :
MSVOA_V
ClientSampleId :
GBQC5MEDL

Tgt Ion: 43 Resp: 2364

Ion	Ratio	Lower	Upper
43	100		
74	25.5	23.5	35.3

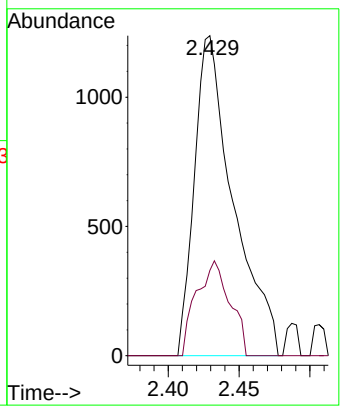

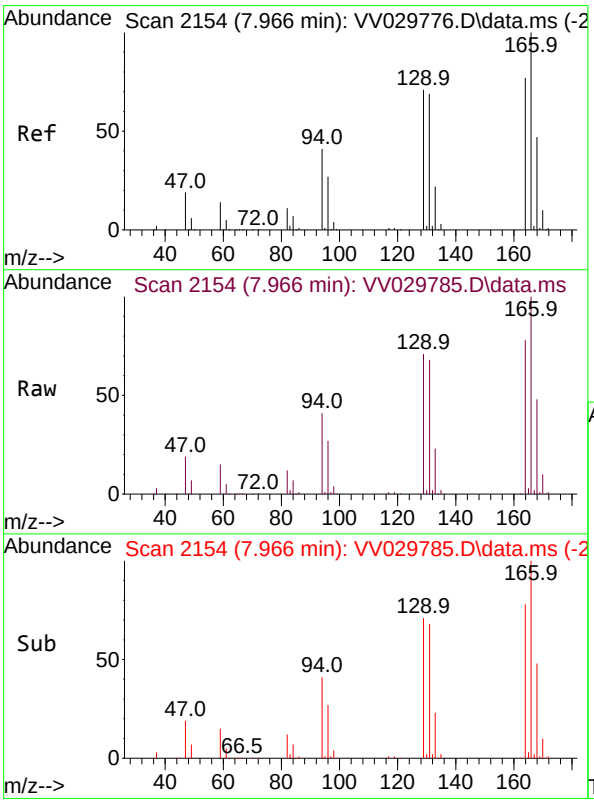

#46
Tetrachloroethene
Concen: 48.527 ug/L
RT: 7.966 min Scan# 2154
Delta R.T. -0.000 min
Lab File: VV029785.D
Acq: 23 Dec 2022 13:30

Tgt Ion:164 Resp: 130778
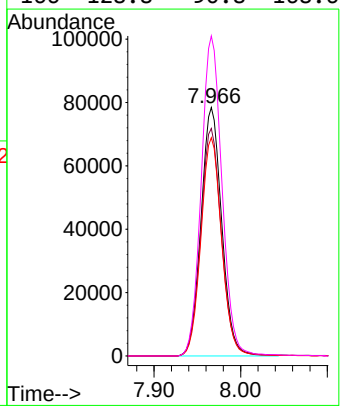
Ion	Ratio	Lower	Upper
164	100		
129	91.6	65.3	121.3
131	87.8	63.1	117.1
166	128.8	90.8	168.6