

Data File : VV010869.D
 Acq On : 14 May 2019 18:24
 Operator : SY/MD
 Sample : K2737-23
 Misc : 4.63G/10ML/MSVOA_V/SOIL
 ALS Vial : 1 Sample Multiplier: 1

Instrument :
 MSVOA_V
 ClientSampleId :
 DB871

Quant Time: May 15 08:04:34 2019
 Quant Method : Z:\VOASRV\HPCHEM1\MSVOA_V\METHOD\SOM2VLM051319S.M
 Quant Title : VOC Analysis
 QLast Update : Wed May 15 06:52:21 2019
 Response via : Initial Calibration

Internal Standards	R.T.	QIon	Response	Conc	Units	Dev(Min)
1) 1,4-Difluorobenzene	5.66	114	120744	25.00	ug/L	0.00
28) Chlorobenzene-d5	8.89	117	119475	25.00	ug/L	0.00
60) 1,4-Dichlorobenzene-d4	11.30	152	44256	25.00	ug/L	0.00

System Monitoring Compounds

4) Vinyl Chloride-d3	1.32	65	32849	21.35	ug/L	0.00
Spiked Amount	25.000	Range	30 - 150	Recovery	=	85.40%
7) Chloroethane-d5	1.56	69	26144	26.08	ug/L	0.00
Spiked Amount	25.000	Range	30 - 150	Recovery	=	104.32%
10) 1,1-Dichloroethene-d2	2.12	63	48484	16.66	ug/L	0.00
Spiked Amount	25.000	Range	45 - 110	Recovery	=	66.64%
20) 2-Butanone-d5	3.94	46	10782	22.28	ug/L	0.00
Spiked Amount	50.000	Range	20 - 135	Recovery	=	44.56%
24) Chloroform-d	4.40	84	81270	23.31	ug/L	0.00
Spiked Amount	25.000	Range	40 - 150	Recovery	=	93.24%
26) 1,2-Dichloroethane-d4	5.08	65	48333	24.39	ug/L	0.00
Spiked Amount	25.000	Range	70 - 130	Recovery	=	97.56%
29) Benzene-d6	5.09	84	163365	24.70	ug/L	0.00
Spiked Amount	25.000	Range	20 - 135	Recovery	=	98.80%
33) 1,2-Dichloropropane-d6	6.11	67	55291	26.21	ug/L	0.00
Spiked Amount	25.000	Range	70 - 120	Recovery	=	104.84%
37) Toluene-d8	7.36	98	138032	21.72	ug/L	0.00
Spiked Amount	25.000	Range	30 - 130	Recovery	=	86.88%
38) trans-1,3-Dichloropropene-	7.66	79	14861	16.15	ug/L	0.00
Spiked Amount	25.000	Range	30 - 135	Recovery	=	64.60%
39) 2-Hexanone-d5	8.14	63	5166	12.92	ug/L	0.00
Spiked Amount	50.000	Range	20 - 135	Recovery	=	25.84%
48) 1,1,2,2-Tetrachloroethane-	10.26	84	39518	20.20	ug/L	0.00
Spiked Amount	25.000	Range	45 - 120	Recovery	=	80.80%
61) 1,2-Dichlorobenzene-d4	11.67	152	44477	24.06	ug/L	0.00
Spiked Amount	25.000	Range	75 - 120	Recovery	=	96.24%

Target Compounds

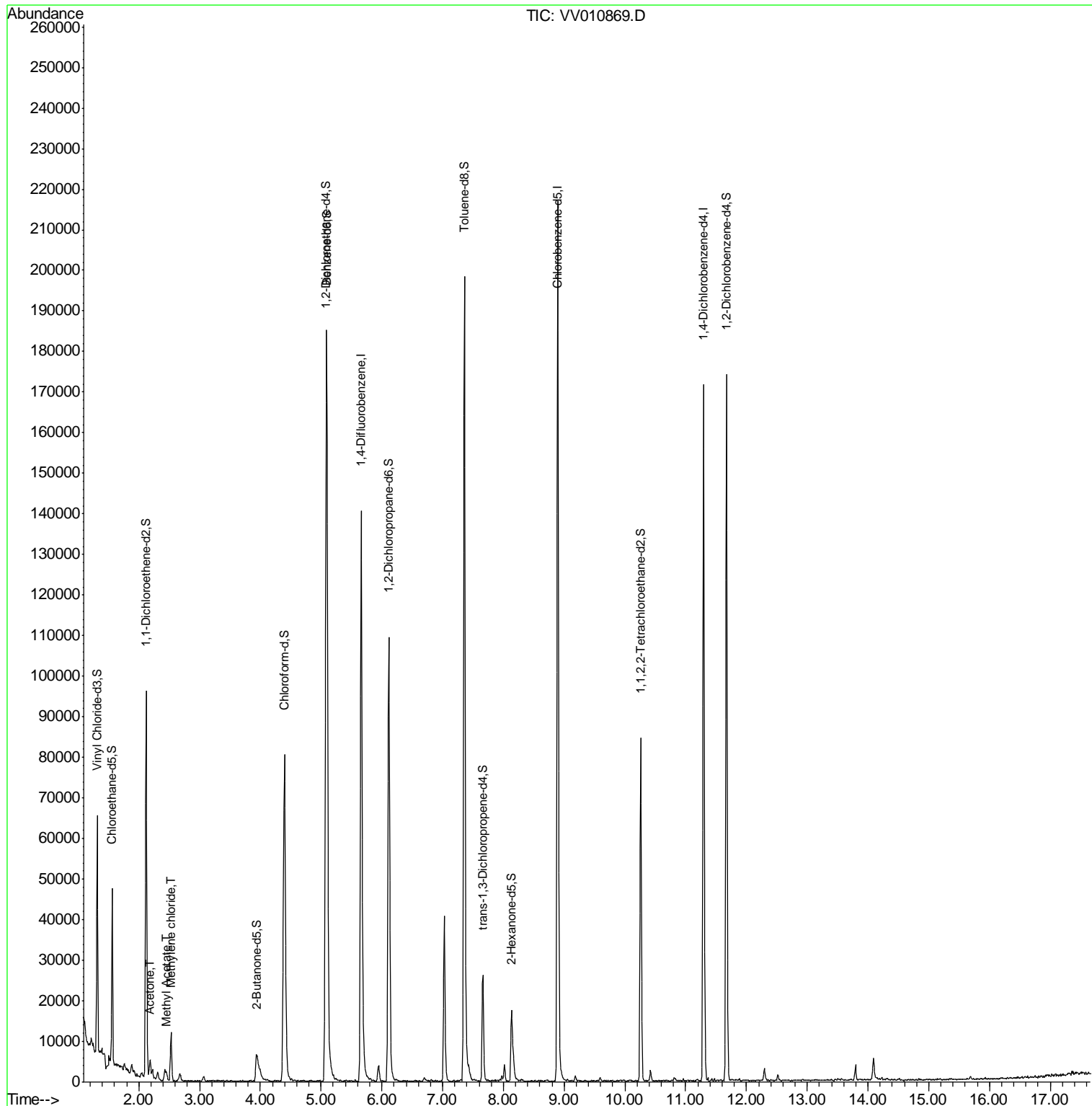
Target Compounds	R.T.	QIon	Response	Conc	Units	Qvalue
13) Acetone	2.19	43	3325	6.745	ug/L	88
15) Methyl Acetate	2.46	43	1700	1.656	ug/L #	89
16) Methylene chloride	2.53	84	4635	2.379	ug/L	93

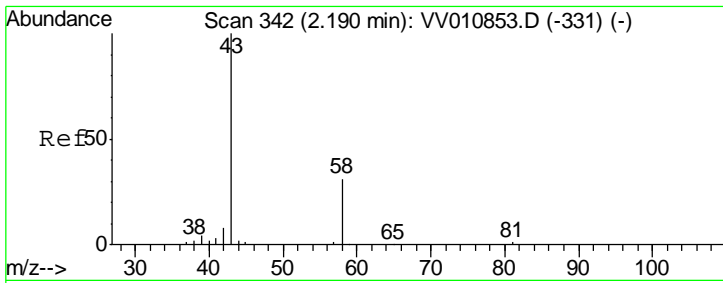
(#) = qualifier out of range (m) = manual integration (+) = signals summed

Data File : VV010869.D
Acq On : 14 May 2019 18:24
Operator : SY/MD
Sample : K2737-23
Misc : 4.63G/10ML/MSVOA_V/SOIL
ALS Vial : 1 Sample Multiplier: 1

Instrument :
MSVOA_V
ClientSampleId :
DB871

Quant Time: May 15 08:04:34 2019
Quant Method : Z:\VOASRV\HPCHEM1\MSVOA_V\METHOD\SOM2VLM051319S.M
Quant Title : VOC Analysis
QLast Update : Wed May 15 06:52:21 2019
Response via : Initial Calibration

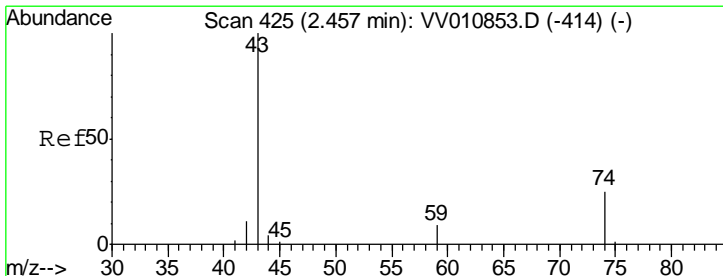
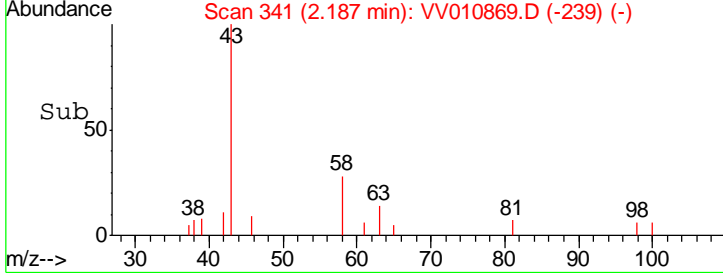
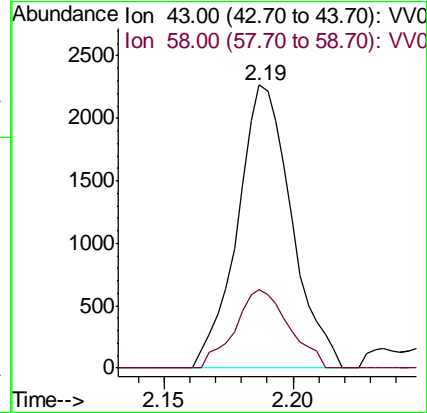
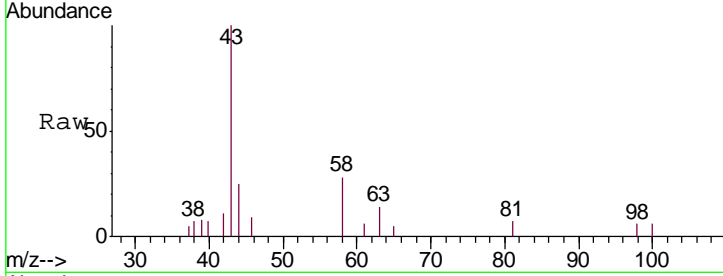




#13
 Acetone
 Concen: 6.745 ug/L
 RT: 2.19 min Scan# 341
 Delta R.T. -0.00 min
 Lab File: VV010869.D
 Acq: 14 May 2019 18:24

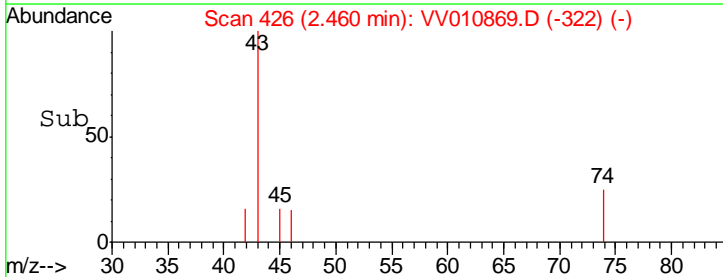
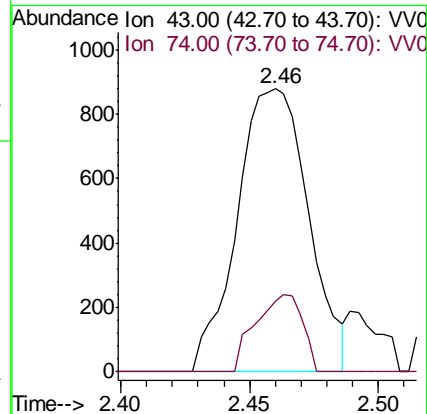
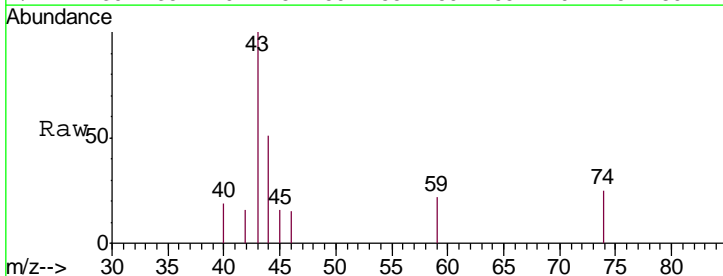
Instrument : MSVOA_V
 ClientSampled : DB871

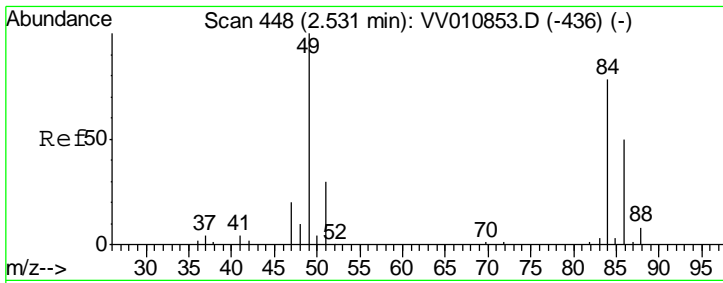
Tgt Ion	Resp	Lower	Upper
43	100		
58	27.6	0.0	69.2



#15
 Methyl Acetate
 Concen: 1.656 ug/L
 RT: 2.46 min Scan# 426
 Delta R.T. 0.00 min
 Lab File: VV010869.D
 Acq: 14 May 2019 18:24

Tgt Ion	Resp	Lower	Upper
43	100		
74	18.1	18.6	27.8#





#16
 Methylene chloride
 Concen: 2.379 ug/L
 RT: 2.53 min Scan# 448
 Delta R.T. 0.00 min
 Lab File: VV010869.D
 Acq: 14 May 2019 18:24

Instrument :
 MSVOA_V
 ClientSampled :
 DB871

Tgt Ion	Resp	Lower	Upper
84	4635		
49	131.1	85.8	159.3
86	67.9	45.0	83.6

